

발 간 등 록 번 호  
11-1240000-100019-06



kosis.kr

KOSIS로 연결됩니다.

# 2025 한국통계월보

Monthly Statistics of Korea

1월



통계청  
Statistics Korea







발 간 등 록 번 호  
11-1240000-100019-06



kosis.kr

KOSIS로 연결됩니다.

# 2025 한국통계월보

Monthly Statistics of Korea

1월



통계청  
Statistics Korea





# 머 리 말

통계청에서는 다양한 국내통계정보를 보급하기 위하여 정부 각 부처 및 주요 공공기관에서 생산하고 있는 통계자료를 수집·정리하여 1949년부터 한국통계월보를 발간하고 있습니다.

이 책자에는 인구, 노동, 산업, 물가, 재정, 무역, 환경 등 우리나라의 경제·사회를 이해하는 데 기본이 되는 통계정보 중 월 또는 분기마다 생산되는 자료를 중심으로 수록하고 있습니다.

월 또는 분기 자료를 중심으로 구성된 만큼 시계열도 전년 같은 달과 비교할 수 있도록 가능한 13개월 이상의 자료를 수록하였으며, 지면이 허락하는 대로 지난 수년간의 연간 자료를 함께 수록하여 연간 비교도 가능토록 하였습니다.

아무쪼록, 본 한국통계월보가 국내통계정보 이용자에게 유용하게 활용되기를 바라며, 본 책자 발간에 필요한 각종 자료를 제공해 주시는 관계기관에 깊이 감사드립니다.

2025년 1월

통계청장 이 형 일

# P R E F A C E

The KOSTAT has published Monthly Statistics of Korea since 1949 by collecting and compiling data released by government agencies and other public organizations to provide domestic statistical data on various fields.

This publication contains monthly or quarterly data on the nation's Population, Labor, Industry, Prices, Public Finance, Foreign Trade and Environment to help users grasp the current economic and social trends of Korea.

Including the time series data, this book contains over 13 months' data if possible in order for users to compare the base month with the same month of the previous year. Only if there is space, the book showed data of the past few years as well.

I hope this book will be helpful to users and would like to express my sincere gratitude to the organizations that have contributed their efforts and materials to this book.

January. 2025

HyoungIl Lee  
Commissioner  
Statistics Korea

## 이 용 자 를 위 하 여

1. 통계수치 중 세목과 총계(또는 합계)가 각각 반올림된 경우에는 세목의 합계와 총계가 일치하지 않을 수 있습니다.
2. 전월 호와 일치하지 않는 통계자료는 이번 호에서 정정된 것입니다.
3. 통계표에 사용된 부호의 뜻은 다음과 같습니다.

0 : 단위미만(0포함)  
- : 해당 숫자 없음  
... : 해당 숫자 미상  
p : 잠정치

4. 출처는 각 통계표의 아래에 기재하였으며, 해당 통계표의 세부자료 및 관련 자료를 찾아볼 수 있는 자료 출처기관의 홈페이지 또는 통계DB 주소와 그 접근경로는 다음과 같습니다.

|            |  |
|------------|--|
| - 통계청      | : <a href="http://kostat.go.kr">kostat.go.kr</a> >KOSIS 국가통계포털>국내통계>주제별 통계         |
| - 환경부      | : <a href="http://me.go.kr">me.go.kr</a> >발행물>환경간행물                                |
| - 고용노동부    | : <a href="http://www.moel.go.kr">www.moel.go.kr</a> >정보공개>고용노동통계                  |
| - 국토교통부    | : <a href="http://www.molit.go.kr">www.molit.go.kr</a> >국토교통통계누리                   |
| - 기획재정부    | : <a href="http://www.moef.go.kr">www.moef.go.kr</a> >통계>재정통계                      |
| - 중소벤처기업부  | : <a href="http://www.mss.go.kr">www.mss.go.kr</a> >통계자료>조사별 통계                    |
| - 기상청      | : <a href="http://www.kma.go.kr">www.kma.go.kr</a> >기상자료>간행물                       |
| - 특허청      | : <a href="http://www.kipo.go.kr">www.kipo.go.kr</a> >책자/통계                        |
| - 관세청      | : <a href="http://www.customs.go.kr">www.customs.go.kr</a>                         |
| - 소방청      | : <a href="http://www.nfa.go.kr">www.nfa.go.kr</a> >정보공개>화재현황통계                    |
| - 에너지경제연구원 | : <a href="http://www.keei.re.kr">www.keei.re.kr</a> >연구자료>정기간행물(통계)               |
| - 한국공항공사   | : <a href="http://www.airport.co.kr">www.airport.co.kr</a> >정보공개>항공통계              |
| - 한국은행     | : <a href="http://www.bok.or.kr">www.bok.or.kr</a> >경제통계시스템(ECOS)                  |
| - 한국부동산원   | : <a href="http://www.reb.or.kr">www.reb.or.kr</a> >부동산 통계 R-ONE                   |
| - 한국수출입은행  | : <a href="http://www.koreaexim.go.kr">www.koreaexim.go.kr</a> >정보공개>통계자료>해외직접투자통계 |
| - 금융감독원    | : <a href="http://www.fss.or.kr">www.fss.or.kr</a> >금융통계>금융통계정보                    |
| - 한국무역협회   | : <a href="http://www.kita.net">www.kita.net</a> >통계                               |
| - 한국거래소    | : <a href="http://www.krx.co.kr">www.krx.co.kr</a> >정보데이터시스템>간행물                   |
| - 한국전력공사   | : <a href="http://home.kepco.co.kr">home.kepco.co.kr</a> >지식센터>전기자료>전력통계           |
| - 한국생산성본부  | : <a href="http://www.kpc.or.kr">www.kpc.or.kr</a> >생산성>생산성통계DB                    |
| - 서울외국환중개㈜ | : <a href="http://www.smbs.biz">www.smbs.biz</a> >환율조회                             |
| - 한국관광공사   | : <a href="https://knto.or.kr">https://knto.or.kr</a> >한국관광데이터랩                    |
| - 한국인터넷진흥원 | : <a href="http://www.kisa.or.kr">www.kisa.or.kr</a> >한국인터넷정보센터                    |
| - 한국토지주택공사 | : <a href="http://www.lh.or.kr">www.lh.or.kr</a> >정보제공>씨:리얼(SEE: REAL) 부동산정보       |
| - 하나은행     | : <a href="http://www.kebhana.com">www.kebhana.com</a> >외환>환율/외화예금 금리              |
| - 한국환경공단   | : <a href="http://www.keco.or.kr">www.keco.or.kr</a>                               |
| - 해양환경공단   | : <a href="http://www.koem.or.kr">www.koem.or.kr</a>                               |
| - 생명보험협회   | : <a href="http://www.klia.or.kr">www.klia.or.kr</a>                               |
| - 손해보험협회   | : <a href="http://www.knia.or.kr">www.knia.or.kr</a>                               |
| - 보험개발원    | : <a href="http://www.kidi.or.kr">www.kidi.or.kr</a>                               |

5. 수록된 자료에 대하여 문의사항이 있을 때에는 자료 출처기관이나 통계청 통계서비스정책관 통계서비스기획과(042-481-2506)로 문의하시기 바랍니다.
6. 「한국통계월보」는 국가통계포털(<https://kosis.kr>)에서 온라인간행물> 한국통계월보로 이용하실 수 있습니다.

## EXPLANATORY NOTES

1. Figures may not add up to the total due to rounding.
2. Inconsistencies may occur between present volume and preceding series due to revision.
3. Symbols used in tables are as follows :
  - 0 : Less than half the final digit shown (Includes magnitude zero)
  - : Not reported
  - ... : Unknown
  - p : Preliminary
4. Source is given at each table, and not only homepage or statistical database addresses but also access routes by organization are provided below for the further information and other related data of the tables.
 

|   |   |
|---|---|
| - Statistics Korea                                | : <a href="http://kostat.go.kr">kostat.go.kr</a> >KOSIS                             |
| - Ministry of Environment                         | : <a href="http://me.go.kr">me.go.kr</a> >Law & Data                                |
| - Ministry of Employment and Labor                | : <a href="http://www.moel.go.kr">www.moel.go.kr</a> >statistics                    |
| - Ministry of Land, Infrastructure and Transport  | : <a href="http://www.molit.go.kr">www.molit.go.kr</a> >Archives                    |
| - Ministry of Economy and Finance                 | : <a href="http://www.moef.go.kr">www.moef.go.kr</a> >public information            |
| - Ministry of SMEs and Startups                   | : <a href="http://www.mss.go.kr">www.mss.go.kr</a>                                  |
| - Korea Meteorological Administration             | : <a href="http://www.kma.go.kr">www.kma.go.kr</a>                                  |
| - Korean Intellectual Property Office             | : <a href="http://www.kipo.go.kr">www.kipo.go.kr</a>                                |
| - Korea Customs Service                           | : <a href="http://www.customs.go.kr">www.customs.go.kr</a>                          |
| - National Fire Agency                            | : <a href="http://www.nfa.go.kr">www.nfa.go.kr</a>                                  |
| - Korea Energy Economics Institute                | : <a href="http://www.keei.re.kr">www.keei.re.kr</a> >Publication>Periodicals       |
| - Korea Airports Corporation                      | : <a href="http://www.airport.co.kr">www.airport.co.kr</a>                          |
| - The Bank of Korea                               | : <a href="http://www.bok.or.kr">www.bok.or.kr</a> >Economic Statistics System      |
| - Korea Real Estate Board                         | : <a href="http://www.reb.or.kr">www.reb.or.kr</a> >Real Estate Static              |
| - The Export-Import Bank of Korea                 | : <a href="http://www.koreaxim.go.kr">www.koreaxim.go.kr</a> >FDI information       |
| - Financial Supervisory Service                   | : <a href="http://www.fss.or.kr">www.fss.or.kr</a> >Financial Statistics>FISIS Home |
| - The Korea International Trade Association       | : <a href="http://www.kita.net">www.kita.net</a>                                    |
| - Korea Exchange                                  | : <a href="http://www.krx.co.kr">www.krx.co.kr</a> >Market Data System>Insight      |
| - Korea Electric Power Corporation                | : <a href="http://home.kepco.co.kr">home.kepco.co.kr</a> >Information Center        |
| - Korea Productivity Center                       | : <a href="http://www.kpc.or.kr">www.kpc.or.kr</a> >Productivity Research Institute |
| - Seoul Money Brokerage Services                  | : <a href="http://www.smbs.biz">www.smbs.biz</a> >Foreign Exchange Rate             |
| - Korea Tourism Organization                      | : <a href="https://knto.or.kr">https://knto.or.kr</a>                               |
| - National Internet Development Agency of Korea   | : <a href="http://www.kisa.or.kr">www.kisa.or.kr</a> >Infrastructure Statistics     |
| - Korea Land and Housing Corporation              | : <a href="http://www.lh.or.kr">www.lh.or.kr</a>                                    |
| - HANA Bank                                       | : <a href="http://www.kebhana.com">www.kebhana.com</a> >Foreign Exchange            |
| - Korea Environment Corporation                   | : <a href="http://www.keco.or.kr">www.keco.or.kr</a>                                |
| - Korea Marine Environment Management Corporation | : <a href="http://www.koem.or.kr">www.koem.or.kr</a>                                |
| - Korea Life Insurance Association                | : <a href="http://www.klia.or.kr">www.klia.or.kr</a>                                |
| - General Insurance Association of Korea          | : <a href="http://www.knia.or.kr">www.knia.or.kr</a>                                |
| - Korea Insurance Development Institute           | : <a href="http://www.kidi.or.kr">www.kidi.or.kr</a>                                |
5. Readers desiring further details are requested to contact the Statistical Service Planning Division (Tel : 82-42-481-2506) of the Deputy Director General for Statistical Service Policy in the Statistics Korea or other organizations concerned.
6. Users may find an online publication of 「Monthly Statistics of Korea」 on the website of the national statistics portal (<https://kosis.kr>).

# 차례

## 주요지표

### I. 인구

1. 인구동향
2. 인구이동
3. 시도별 순이동

### II. 노동

1. 경제활동인구 총괄
2. 연령계층별 경제활동인구
3. 연령계층별 비경제활동인구
4. 실업률
5. 연령계층별 실업률
6. 활동상태별 비경제활동인구
7. 직업별 취업자
8. 산업별 취업자
9. 종사상 지위별 취업자
10. 취업시간별 취업자
11. 성 및 교육정도별 실업자
12. 산업별 상용근로자 월평균 임금 및 근로일수(10인 이상)
13. 광업 및 제조업 상용근로자 월평균 임금 및 근로일수(10인 이상)
14. 노동생산성지수(산업생산기준)
15. 노동생산성지수(부가가치기준)

### III. 소득·소비·자산

1. 전국 가구의 가계수지 추이(1인 이상)
2. 전국 가구의 가구당 월평균 가계수지(1인 이상)
3. 도시 가구의 가구당 월평균 가계수지(1인 이상)
4. 전국 가구의 가구원수별 가구당 월평균 가계수지(1인 이상)
5. 전국 가구의 가구주 연령별 가구당 월평균 가계수지(1인 이상)
6. 전국 가구의 소득 10분위별 가구당 월평균 가계수지(1인 이상)

### IV. 주거/국토이용

1. 주요 지역별 주택가격지수(매매)
2. 주요 지역별 주택가격지수(전세)
3. 시도별 지가 변동률
4. 지목별 토지거래현황

### V. 문화·여가/정보통신/과학·기술

1. 관광수지
2. 주요국 입국현황

# CONTENTS

## Major Indicators

### Population

- Vital Statistics | 17  
Internal Migrants | 18  
Net Migrants by Province | 20

### Labor

- Summary Table of Economically Active Population | 31  
Economically Active Population by Age Group | 34  
Economically Inactive Population by Age Group | 37  
Unemployment Rate | 38  
Unemployment Rate by Age Group | 39  
Economically Inactive Population by Activity Type | 40  
Employed Person by Occupation | 42  
Employed Person by Industry | 46  
Employed Person by Status of Worker | 48  
Employed Persons by Hours Worked | 50  
Unemployed Persons by Gender and Educational Attainment | 53  
Monthly Earnings and Days Worked of Regular Employee by Industry (10 Employees and More) | 54  
Monthly Earnings and Days Worked of Regular Employee by Mining and Manufacturing Industry (10 Employees and More) | 56  
Labor Productivity Index (Based on Industrial Production) | 60  
Labor Productivity Index (By Value-Added) | 62

### Income, Consumption and Wealth

- Income and Expenditure of Households (whole)(1person and over) | 69  
Average Monthly Income and Expenditure per Household (Whole)(1person and over) | 70  
Average Monthly Income and Expenditure per Household (Cities)(1person and over) | 72  
Average Monthly Income and Expenditure by Household Size (Whole)(1person and over) | 74  
Average Monthly Income and Expenditure by Age of Household Head (Whole)(1person and over) | 76  
Average Monthly Income and Expenditure by Income Decile (Whole)(1person and over) | 78

### Housing / Land Use

- Housing Price Indices by Region (Purchase) | 85  
Housing Price Indices by Region (Deposit-based Dwellings) | 86  
Floating Rate of Land Price by Province | 87  
Land Business by Land Category | 88

### Culture and Leisure / Information and Communication / Science and Technology

- Tourism Balance | 95  
Arrivals of Foreigners by Nationality | 96

3. 인터넷 기반
4. 지식재산권 출원·등록건수

Infrastructure of the Internet | **98**  
Applications and Registrations by Intellectual Property | **99**

## VI. 경제일반·경기/기업경영

1. 경기종합지수
2. 기업경기실사지수
3. 소비자동향지수
4. 기업경영분석
5. 소상공인 업종별 실적 및 전망
6. 업종별 창업기업수

## Economy and Market / Business Activities

Composite Index of Business Indicators | **105**  
Business Survey Index | **106**  
Consumer Survey Index | **107**  
Financial Statement Analysis | **108**  
Current and Prospective Performances for Micro-Enterprises, by Business Type | **110**  
The Number of Newly Established Enterprises by Business Type | **111**

## VII. 농림/수산/환경

1. 축종별 농장수·가구수 및 마릿수
2. 어업별 생산량
3. 일기일수
4. 기상관측
5. 대기중 중금속 오염도 현황
6. 주요 도시 빗물의 산도
7. 주요 도시별 대기오염도
8. 주요 강별 수질오염도
9. 화재발생 건수 및 피해
10. 연안의 수질현황
11. 원자재 수입동향

## Agriculture and Forestry / Fishery / Environment

Number of Breeding Farms & Households and Headcounts by Livestock Species | **117**  
Production by Fisheries | **118**  
Weather Days | **119**  
Meteorological Observation | **120**  
Heavy Metal Concentrations in the Atmosphere | **124**  
Acidity(pH) of Rain in Major Cities | **125**  
Air Quality in Major Cities | **126**  
Water Quality by Major River | **132**  
Cases and Damages of Fires | **134**  
Water Quality of Coasts | **136**  
Import of Raw Materials | **137**

## VIII. 광업·제조업

1. 공업구조별 제조업생산지수(원지수)
2. 광공업생산지수(원지수)
3. 광공업생산지수(계절조정지수)
4. 생산자제품 출하지수(원지수)
5. 생산자제품 출하지수(계절조정지수)
6. 생산자제품 재고지수(원지수)
7. 생산자제품 재고지수(계절조정지수)
8. 시도별 광공업 생산·출하·재고지수(원지수)
9. 재벌 제조업 생산지수
10. 재벌 제조업 출하지수
11. 제조업 가동률지수
12. 제조업 생산능력지수
13. 품목별 광공업 생산·출하·재고량
14. 수요자 및 기종별 기계수주액
15. 설비용기계류 생산지수(원지수)

## Mining and Manufacturing

Index by Structure of Manufacturing Industry (Original Index) | **143**  
Index of Industrial Production (Original Index) | **144**  
Index of Industrial Production (Seasonally Adjusted Index) | **148**  
Producers' Shipment Index (Original Index) | **150**  
Producers' Shipment Index (Seasonally Adjusted Index) | **154**  
Producers' Inventory Index (Original Index) | **156**  
Producers' Inventory Index (Seasonally Adjusted Index) | **160**  
Index of Industrial Production, Shipment & Inventory by Province (Original Index) | **162**  
Manufacturing Production Index by Goods | **164**  
Manufacturing Shipment Index by Goods | **166**  
Index of Manufacturing Capacity Utilization Rate | **168**  
Index of Manufacturing Production Capacity | **170**  
Volume of Production, Shipment, Inventory (Cont'd) | **172**  
Value of Machinery Orders Received by Consumers and Products | **184**  
Product Index of Machinery for Equipment Investment (Original Index) | **187**

## IX. 건설/교통·물류

1. 발주자별 건설공사 수주액
2. 건축물 건축허가
3. 공종별 건설공사 수주액
4. 해운화물수송

## Construction / Transport and Traffic

Value of Construction Orders Received by Type of Orderer | **193**  
Permits Authorized for Building Construction | **194**  
Value of Construction Orders Received by Type of Construction | **196**  
Marine Freight Transportation | **197**



5. 자동차 등록대수
6. 항공화물수송

Number of Registered Motor Vehicles | 198  
 Airport Cargo Transportation | 202

## X. 도소매·서비스

1. 도·소매업 생산지수
2. 시도별 대형소매점 판매액지수(불변지수)
3. 음식점 포함 소매판매액지수
4. 재별 및 상품군별 소매판매액지수(불변지수)
5. 소매업태별 판매액지수
6. 온라인쇼핑 거래액
7. 서비스업 생산지수

## Retail, Wholesale and Services

Wholesale and Retail Production Indexes | 207  
 Large Retail Non-specialized Stores Sales Index by City and Province (Volume Index) | 208  
 Retail Sales & Food Service | 209  
 Sales Index by Product Group (Volume Index) | 210  
 Sales Index by Retail Business Type | 211  
 Transaction Value of Online Shopping Mall | 212  
 Index of Services by Industry Sector | 216

## XI. 물가

1. 지출목적별 소비자물가지수
2. 품목성질별 소비자물가지수
3. 품목별 소비자물가지수
4. 특수분류별 소비자물가지수
5. 지역별 소비자물가지수(지출목적별 분류)
6. 생산자물가지수
7. 특수분류별 생산자물가지수
8. 국내공급물가지수
9. 수출입 물가지수
10. 특수분류별 수출입물가지수
11. 농가 판매 및 구입가격지수
12. 주요 분류별 농가 구입가격지수
13. 주요 분류별 농가 판매가격지수

## Price

CPI by Expenditure Category | 223  
 CPI by Commodities and Services | 226  
 CPI by Item | 227  
 CPI by Special Group | 236  
 CPI by Regions (By Expenditure Category) | 237  
 Producer Price Index | 246  
 Producer Price Index for Specialized Classification | 252  
 Domestic Supply Price Index | 254  
 Export and Import Price Indexes | 258  
 Export and Import Price Indexes by Special Groups | 260  
 Price Indexes of Commodities Received and Paid by Farmers | 262  
 Price Indexes of Commodities Paid by Farmers (By Classification) | 264  
 Price Indexes of Commodities Received by Farmers (By Classification) | 266

## XII. 국민계정

1. 경제활동별 국내총생산 성장기여도  
(2020 지수기준년 연쇄가격, 원계열)
2. 경제활동별 국내총생산 및 국민총소득  
(당해년가격, 원계열)
3. 경제활동별 국내총생산 및 국민총소득  
(2020 지수기준년 연쇄가격, 원계열)
4. 경제활동별 국내총생산 및 국민총소득  
(당해년가격, 계절조정)
5. 경제활동별 국내총생산 및 국민총소득  
(2020 지수기준년 연쇄가격, 계절조정)
6. 경제활동별 국내총생산 및 국민총소득  
(전기비, 2020 지수기준년 연쇄가격, 계절조정)
7. 경제활동별 국내총생산(디플레이터, 지수, 원계열)
8. 총저축과 총투자(당해년가격, 원계열)

## National Accounts

Contribution to Growth in Real GDP by Kind of Economic Activity  
(At Chained 2020 Prices, Original Series) | 271  
 GDP by Kind of Economic Activity and GNI  
(At Current Prices, Original Series) | 272  
 GDP by Kind of Economic Activity and GNI  
(At Chained 2020 Prices, Original Series) | 274  
 GDP by Kind of Economic Activity and GNI  
(At Current Prices, Seasonally Adjusted Series) | 276  
 GDP by Kind of Economic Activity and GNI  
(At Chained 2020 Prices, Seasonally Adjusted Series) | 278  
 GDP by Kind of Economic Activity and GNI  
(Percent Change from Preceding Quarter, At Chained 2020 Prices, Seasonally Adjusted Series) | 280  
 GDP by Kind of Economic Activity (Deflator, Original Series) | 282  
 Gross Saving and Gross Investment (At Current Prices, Original Series) | 284

## XIII 정부·재정/금융

1. 통합재정수지
2. 예금취급기관개관표(종합표)
3. 예금취급기관개관표(중앙은행)

## Government Finance and Service / Finance

Consolidated Central Government Balance | 293  
 Depository Corporations Survey | 294  
 Depository Corporations Survey (Central Bank) | 296

4. 예금취급기관개관표(기타예금취급기관)
5. 한국은행계정
6. 화폐발행잔액
7. 권화종별 화폐발행잔액
8. M2(광의통화) 상품별 구성내역(말잔)
9. 예금은행 지급준비액(신기준, 평균)
10. 예금은행 예금주별 예금(말잔)
11. 예금은행 종별 요구불예금(말잔)
12. 예금은행 종별 저축성예금
13. 예금은행 지역별 예금(말잔)
14. 예금은행 지역별 대출금(말잔)
15. 예금은행 자금별 대출금(말잔)
16. 예금은행 산업별 대출금
17. 가계신용
18. 시장금리
19. 지역별 어음부도율
20. 어음 교환 및 부도
21. 증권거래
22. 증시자금 조달
23. 주요 국공채 발행 및 잔액
24. 코스피 200 선물 거래실적
25. 생명보험 사업의 주요지표
26. 손해보험 사업의 주요지표
27. 보험사업의 경영효율

#### XIV. 무역·국제수지

1. 수출입 총괄
2. 주요국별 수출
3. 주요국별 수입
4. 품목별 수출입
5. 국제수지
6. 무역지수 및 교역조건
7. 주요통화의 재정된 매매기준율
8. 외환보유액
9. 대미달러환율
10. 해외직접투자
11. 대외채무 및 대외채권
12. 국제투자 대조표(I)
13. 국제투자 대조표(II)

#### XV. 에너지

1. 에너지원별 생산·공급 및 수출입
2. 에너지 수급
3. 에너지 소비
4. 에너지 가격
5. 판매 전력량
6. 전력총괄

#### 부 록

색 인

통계표 정보 이용안내

통계간행물 및 마이크로데이터 안내

통계정보 이용방법

Depository Corporations Survey (Other Depository Corporations) | 298  
 Accounts of the Bank of Korea | 300  
 Bank Notes and Coins in Circulation | 302  
 Bank Notes and Coins in Circulation by Denomination | 303  
 M2 (Broad Money) by Type (End of) | 304  
 Reserves of Commercial & Specialized Banks (New Version, Average of) | 305  
 Deposits at Commercial & Specialized Banks by Depositor (End of) | 306  
 Demand Deposits at Commercial & Specialized Banks by Type (End of) | 307  
 Time and Savings Deposits at Commercial & Specialized Banks by Type | 308  
 Deposits at Commercial & Specialized Banks by Province (End of) | 309  
 Loans and Discounts of Commercial & Specialized Banks by Province (End of) | 310  
 Loans and Discounts of Commercial & Specialized Banks by Fund (End of) | 311  
 Loans and Discounts of Commercial & Specialized Banks by Industry | 312  
 Credit to Households | 313  
 Market Interest Rates | 314  
 Dishonored Ratio by Province | 315  
 Cleared and Dishonored Checks and Bills | 316  
 Dealings in Securities | 317  
 Proceeds from Corporate Securities Offerings | 318  
 Issues and Outstanding Amounts of Principal Government & Public Bonds | 320  
 Trading Volume of KOSPI 200 Futures | 321  
 Principal Indicators of Life Insurance Business | 322  
 Principal Indicators of Non-Life Insurance Business | 323  
 Management Efficiency of Insurance Business | 324

#### Trade and Balance of Payments

Summary of Exports and Imports | 329  
 Exports by Principal Country | 330  
 Imports by Principal Country | 333  
 Exports and Imports by Item | 336  
 Balance of Payments | 338  
 Trade Indexes and Terms of Trade Indexes | 340  
 Arbitrated Basic Exchange Rate of Major Currencies | 341  
 International Reserves | 342  
 Exchange Rates to US Dollars | 343  
 Overseas Direct Investments | 344  
 External Debt Position and External Assets in Debt Instruments | 345  
 International Investment Position (I) | 346  
 International Investment Position (II) | 346

#### Energy

Energy Production, Supply and Import & Export by Source | 353  
 Energy Supply and Demand | 355  
 Energy Consumption | 356  
 Retail Price of Energy | 357  
 Electric Power Sold | 358  
 Summary of Electric Power | 360

#### Appendix

Indexes | 363

Information on Statistical Tables | 384

Guide to the Publications and Micro Data of KOSTAT | 389

Method to Use Statistical Information | 407

## 주요지표

Major Indicators

한눈에 보는

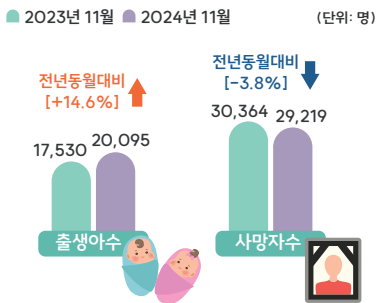
# 한국통계월보 1월호

Monthly Statistics of Korea, January

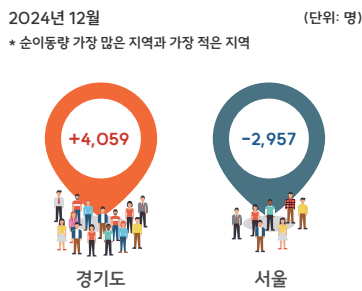


## I. 인구

### 출생아, 사망자 수

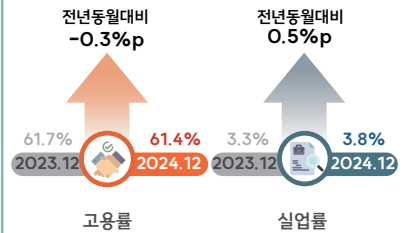


## 인구이동



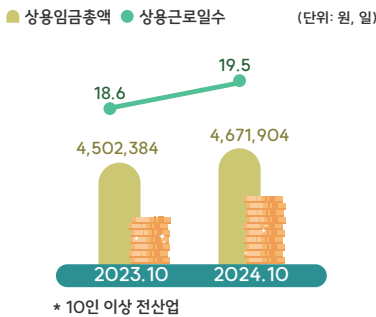
## II. 노동

### 고용률, 실업률



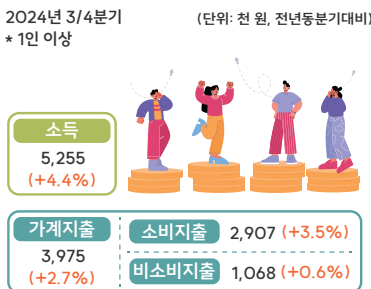
## III. 노동

### 월 평균 임금



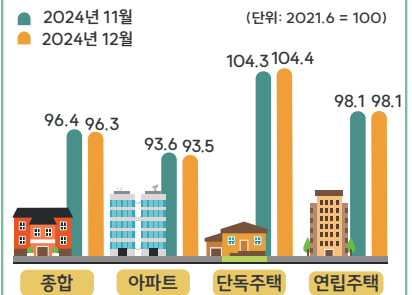
## III. 소득·소비·자산

### 전국 가구의 가계수지



## IV. 주거/국토이용

### 주택매매가격지수



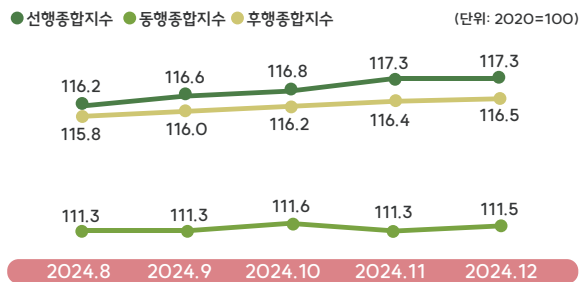
## V. 문화·여가/정보통신/과학·기술

### 관광수지



## VI. 경제일반·경기/기업경영

### 경기종합지수




## VII. 농림/수산/환경

2024년 4/4분기

## 축종별 마릿수

(단위: 천 마리)

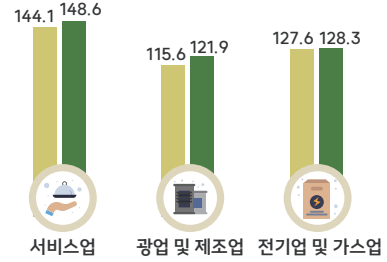


## VIII. 광업·제조업 / X. 도소매·서비스

## 생산지수

2023년 12월 2024년 12월

(단위: 2020=100)



## VIII. 광업·제조업


## 제조업 생산능력

2023년 12월  
2024년 12월

(단위: 2020=100)

전년동월대비  
[+0.7%]

전년동월대비  
[+1.7%]



## IX. 건설/교통·물류

## 건설공사 수주액

2024년 12월

(단위: 백만 원)



## XI. 물가

## 물가지수

\* 전년동월대비

생산자물가지수

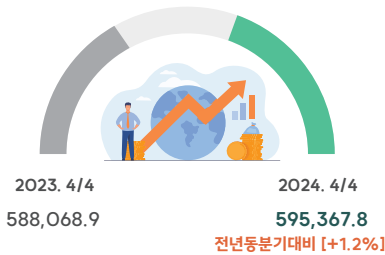
소비자물가지수



## XII. 국민경제

## 국내총생산

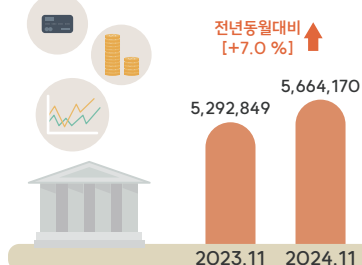
(단위: 십억 원)



## XIII. 정부·재정/금융

## 금융기관 유동성(Lf)

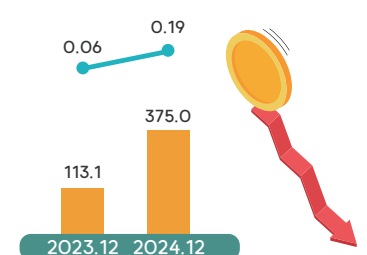
(단위: 십억 원)



## 어음부도액 및 부도율

부도액 부도율(금액)

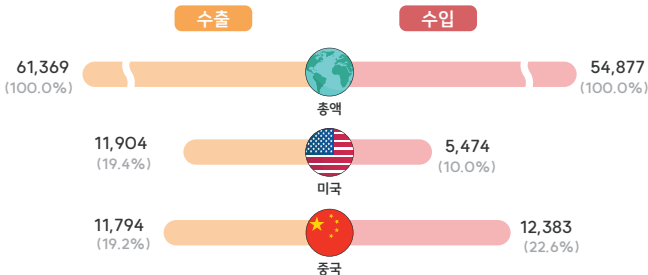
(단위: 십억 원, %)



## XIV. 무역·국제수지

2024년 12월

(단위: 백만 달러)

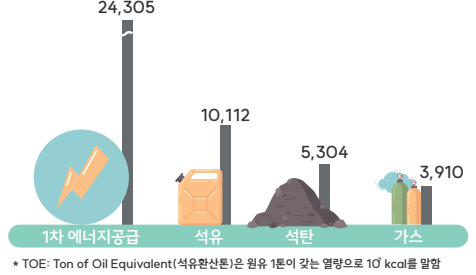


## 국가별 수출, 수입액

## XV. 에너지

2024년 10월

(단위: 천 TOE)



## 1차 에너지원별 공급



# 주요지표

## MAJOR INDICATORS

|         | 인구 1)<br>Population |                |  |                        |                          | 노동<br>Labor                                |       |  |       |  |         |  |
|---------|---------------------|----------------|--|------------------------|--------------------------|--|-------|--|-------|--|---------|--|
|         | 출생아수<br>Live births | 사망자수<br>Deaths | 경제활동인구<br>Economically active population | 취업자<br>Employed person | 실업률<br>Unemployment rate | 노동생산성지수 2)<br>Labor productivity index     |       |  |       |  |         | 상용근로자 월평균 임금<br>Monthly earnings of regular employee                     |
|         |                     |                |  |                        |                          | 광공업<br>Industry                            |       | 건설업<br>Construction                        |       | 서비스업<br>Service                            |         | 전산업 (10인 이상)<br>(한국표준산업분류 10자)<br>All industries (10 employees and more) |
|         |                     |                |  |                        |                          | 전년동기비<br>Over the same period of last year | %     | 전년동기비<br>Over the same period of last year | %     | 전년동기비<br>Over the same period of last year | %       | 전월비<br>Over the previous month   |
|         |                     |                |  |                        |                          | 2020=100                                   | %     | 2020=100                                   | %     | 2020=100                                   | %       | 원 won %  |
| 2018    | 326,822             | 298,820        | 27,895                                   | 26,822                 | 3.8                      | 98.9                                       | 1.3   | 124.5                                      | -4.8  | 105.8                                      | 0.6     | -  |
| 2019    | 302,676             | 295,110        | 28,186                                   | 27,123                 | 3.8                      | 99.1                                       | 0.2   | 119.5                                      | -4.0  | 104.6                                      | -1.1    | -  |
| 2020    | 272,337             | 304,948        | 28,012                                   | 26,904                 | 4.0                      | 100.0                                      | 0.9   | 100.0                                      | -16.3 | 100.0                                      | -4.4    | -  |
| 2021    | 260,562             | 317,680        | 28,310                                   | 27,273                 | 3.7                      | 104.5                                      | 4.5   | 89.0                                       | -11.0 | 104.9                                      | 4.9     | -  |
| 2022    | 249,186             | 372,939        | 28,922                                   | 28,089                 | 2.9                      | 107.0                                      | 2.3   | 88.7                                       | -0.4  | 108.5                                      | 3.5     | 4,654,515  |
| 2023    | 230,028             | 352,511        | 29,203                                   | 28,416                 | 2.7                      | 106.2                                      | -0.7  | 96.8                                       | 9.1   | 113.4                                      | 4.5     | 4,754,777  |
| 2024    | -                   | -              | 29,399                                   | 28,576                 | 2.8                      | -  | -     | -  | -     | -  | -       | -  |
| 2022. 9 | 21,918              | 29,233         | 29,093                                   | 28,389                 | 2.4                      | 104.6                                      | -3.7  | 82.6                                       | -0.9  | 107.0                                      | 3.7     | 4,935,355  |
| 10      | 20,646              | 29,790         | 29,110                                   | 28,418                 | 2.4                      | -  | -     | -  | -     | -  | -       | 4,312,821  |
| 11      | 18,981              | 30,156         | 29,087                                   | 28,421                 | 2.3                      | -  | -     | -  | -     | -  | -       | 4,233,359  |
| 12      | 16,896              | 33,403         | 28,674                                   | 27,808                 | 3.0                      | 102.5                                      | -7.2  | 99.5                                       | 5.9   | 111.4                                      | 5.0     | 5,424,756  |
| 2023. 1 | 23,198              | 32,658         | 28,387                                   | 27,363                 | 3.6                      | -  | -     | -  | -     | -  | -       | 5,842,621  |
| 2       | 20,012              | 27,350         | 28,604                                   | 27,714                 | 3.1                      | -  | -     | -  | -     | -  | -       | 4,706,204  |
| 3       | 21,193              | 28,944         | 29,063                                   | 28,223                 | 2.9                      | 99.9                                       | -11.0 | 90.1                                       | 8.2   | 109.0                                      | 1.8     | 4,675,424  |
| 4       | 18,515              | 27,539         | 29,236                                   | 28,432                 | 2.8                      | -  | -     | -  | -     | -  | -       | 4,383,066  |
| 5       | 19,047              | 28,876         | 29,623                                   | 28,835                 | 2.7                      | -  | -     | -  | -     | -  | -       | 4,365,901  |
| 6       | 18,585              | 26,794         | 29,618                                   | 28,812                 | 2.7                      | 105.2                                      | -3.3  | 100.5                                      | 13.0  | 112.6                                      | 4.1     | 4,432,832  |
| 7       | 19,085              | 28,141         | 29,493                                   | 28,686                 | 2.7                      | -  | -     | -  | -     | -  | -       | 4,751,227  |
| 8       | 18,974              | 30,523         | 29,251                                   | 28,678                 | 2.0                      | -  | -     | -  | -     | -  | -       | 4,428,080  |
| 9       | 18,706              | 28,293         | 29,359                                   | 28,698                 | 2.3                      | 107.1                                      | 2.4   | 93.1                                       | 12.7  | 111.4                                      | 4.1     | 5,205,840  |
| 10      | 18,878              | 30,793         | 29,390                                   | 28,764                 | 2.1                      | -  | -     | -  | -     | -  | -       | 4,502,384  |
| 11      | 17,530              | 30,364         | 29,375                                   | 28,698                 | 2.3                      | -  | -     | -  | -     | -  | -       | 4,374,658  |
| 12      | 16,305              | 32,236         | 29,037                                   | 28,093                 | 3.3                      | 112.4                                      | 9.7   | 103.4                                      | 3.9   | 120.5                                      | 8.1     | 5,400,624  |
| 2024. 1 | 21,442              | 32,490         | 28,815                                   | 27,743                 | 3.7                      | -  | -     | -  | -     | -  | -       | 5,209,113  |
| 2       | 19,362              | 29,977         | 28,957                                   | 28,043                 | 3.2                      | -  | -     | -  | -     | -  | -       | 5,273,601  |
| 3       | 19,669              | 31,160         | 29,288                                   | 28,396                 | 3.0                      | 106.1                                      | 6.2   | 93.8                                       | 4.1   | 113.2                                      | 3.8     | 4,803,455  |
| 4       | 19,049              | 28,659         | 29,578                                   | 28,693                 | 3.0                      | -  | -     | -  | -     | -  | -       | 4,579,813  |
| 5       | 19,547              | 28,546         | 29,799                                   | 28,915                 | 3.0                      | -  | -     | -  | -     | -  | -       | 4,501,729  |
| 6       | 18,242              | 26,942         | 29,764                                   | 28,907                 | 2.9                      | 109.7                                      | 4.3   | 96.9                                       | -3.6  | 116.2                                      | 3.3     | 4,583,061  |
| 7       | 20,601              | 28,240         | 29,594                                   | 28,857                 | 2.5                      | -  | -     | -  | -     | -  | -       | 5,128,809  |
| 8       | 20,098              | 32,244         | 29,365                                   | 28,801                 | 1.9                      | -  | -     | -  | -     | -  | -       | 4,580,875  |
| 9       | 20,590              | 29,362         | 29,464                                   | 28,842                 | 2.1                      | 107.4                                      | 0.3   | 85.6                                       | -8.1  | 112.9                                      | 1.3     | 5,168,036  |
| 10      | 21,398              | 29,819         | 29,525                                   | 28,847                 | 2.3                      | -  | -     | -  | -     | -  | -       | 4,671,904  |
| 11      | 20,095              | 29,219         | 29,477                                   | 28,821                 | 2.2                      | -  | -     | -  | -     | -  | -       | -  |
| 12      | -                   | -              | 29,156                                   | 28,041                 | 3.8                      | -  | -     | -  | -     | -  | -       | -  |
| 관련표     | I - 1               | II - 1         | II - 7, 8, 9                             | II - 4                 | II - 14                  |  |       |  |       |  | II - 12 |  |

주: 1) 2024년 이후 자료는 잠정치임

Note: 1) Since 2024, figures are preliminary.

2) 2023년 이후 자료는 잠정치임

2) Since 2023, figures are preliminary.

## 주요지표(계속)

|                    | 소득 · 소비 · 자산<br>Income, consumption and wealth  |             |             |              | 주거<br>Housing   | 문화 · 여가<br>Culture and leisure                                |          |           | 경 기 <sup>4)</sup><br>Business conditions                       |        |        |
|--------------------|---|-------------|-------------|--------------|---|---|----------|-----------|--|--------|--------|
|                    | 전국 가구의 가구당 월평균 가계수지 <sup>3)</sup><br>(전국, 1인 이상)<br>Average monthly income and expenditure<br>(nationwide, 1 person and over) |             |             |              | 주택매매<br>가격지수<br>(전국, 종합)<br><br>Housing sales<br>price index<br>(whole country,<br>total) | 관광수지 <sup>2)</sup><br>관광수입    관광지출    관광수지<br>Tourism balance |          |           | 경기종합지수 <sup>5)</sup><br>Composite index of business indicators |        |        |
|                    | 소득  | 가계지출        | 소비지출        | 비소비지출        |   | 관광수입  | 관광지출     | 관광수지      | 선행종합지수   | 동행종합지수 | 후행종합지수 |
|                    |   |             |             |              |   |   |          |           |  |        |        |
|                    | Income  | Expenditure | expenditure | expenditures |   |   |          |           |  |        |        |
| 천원<br>Thousand won |   |             |             |              | 2021.6=100  | 백만 달러<br>Million U.S. dollars                                 |          |           | 2020=100   |        |        |
| 2018               | -   | -           | -           | -            | -   | 18,461.8  | 31,527.9 | -13,066.1 | -  | -      | -      |
| 2019               | -   | 3,330       | 2,457       | 873          | -   | 20,744.9  | 29,260.5 | -8,515.6  | -  | -      | -      |
| 2020               | -   | 3,240       | 2,400       | 840          | -   | 10,181.1  | 13,356.4 | -3,175.3  | -  | -      | -      |
| 2021               | -   | 3,375       | 2,495       | 880          | -   | 10,622.5  | 14,951.1 | -4,328.6  | -  | -      | -      |
| 2022               | -   | 3,591       | 2,640       | 951          | -   | 12,240.6  | 17,955.7 | -5,715.1  | -  | -      | -      |
| 2023               | -   | 3,810       | 2,792       | 1,018        | -   | 15,111.5  | 24,970.8 | -9,859.3  | -  | -      | -      |
| 2024               | -   | -           | -           | -            | -   | -   | -        | -         | -  | -      | -      |
| 2022. 9            | 4,869   | 3,721       | 2,702       | 1,018        | 103.9   | 1,200.4   | 1,526.3  | -325.9    | 109.2  | 109.2  | 110.7  |
| 10                 | -   | -           | -           | -            | 103.1   | 1,361.5   | 1,717.2  | -355.7    | 109.5  | 109.3  | 111.1  |
| 11                 | -   | -           | -           | -            | 101.7   | 1,169.0   | 1,770.4  | -601.4    | 109.6  | 109.1  | 111.6  |
| 12                 | 4,834   | 3,625       | 2,697       | 928          | 99.7  | 1,128.1   | 1,989.5  | -861.4    | 109.3  | 108.8  | 112.1  |
| 2023. 1            | -   | -           | -           | -            | 98.2  | 861.2   | 2,011.9  | -1,150.7  | 109.3  | 108.5  | 112.5  |
| 2                  | -   | -           | -           | -            | 97.1  | 976.1   | 1,844.4  | -868.3    | 109.2  | 109.0  | 112.6  |
| 3                  | 5,054   | 3,885       | 2,822       | 1,063        | 96.3  | 1,245.9   | 1,826.9  | -581.0    | 109.3  | 109.6  | 112.8  |
| 4                  | -   | -           | -           | -            | 95.9  | 1,422.1   | 1,708.3  | -286.2    | 109.4  | 110.1  | 113.0  |
| 5                  | -   | -           | -           | -            | 95.7  | 1,437.8   | 2,034.5  | -596.7    | 109.8  | 110.4  | 113.2  |
| 6                  | 4,793   | 3,652       | 2,691       | 962          | 95.6  | 1,183.1   | 2,281.3  | -1,098.2  | 110.5  | 110.5  | 113.4  |
| 7                  | -   | -           | -           | -            | 95.7  | 1,125.0   | 2,303.6  | -1,178.6  | 111.1  | 110.3  | 113.4  |
| 8                  | -   | -           | -           | -            | 95.8  | 1,361.7   | 2,133.7  | -772.0    | 111.4  | 110.4  | 113.4  |
| 9                  | 5,033   | 3,871       | 2,808       | 1,062        | 96.0  | 1,309.2   | 2,058.8  | -749.6    | 111.8  | 110.5  | 113.6  |
| 10                 | -   | -           | -           | -            | 96.2  | 1,663.4   | 2,097.2  | -433.8    | 112.4  | 110.9  | 114.0  |
| 11                 | -   | -           | -           | -            | 96.3  | 1,302.2   | 2,379.6  | -1,077.4  | 113.0  | 111.0  | 114.2  |
| 12                 | 5,024   | 3,813       | 2,833       | 980          | 96.2  | 1,223.8   | 2,290.6  | -1,066.8  | 113.4  | 111.1  | 114.4  |
| 2024. 1            | -   | -           | -           | -            | 96.0  | 1,226.2   | 2,395.2  | -1,169.0  | 113.7  | 111.5  | 114.4  |
| 2                  | -   | -           | -           | -            | 95.9  | 999.4   | 2,205.7  | -1,206.3  | 114.2  | 112.0  | 114.6  |
| 3                  | 5,122   | 3,984       | 2,908       | 1,076        | 95.8  | 1,234.9   | 2,141.1  | -906.2    | 114.3  | 111.9  | 114.8  |
| 4                  | -   | -           | -           | -            | 95.7  | 1,462.5   | 2,122.4  | -659.9    | 114.9  | 112.0  | 115.1  |
| 5                  | -   | -           | -           | -            | 95.7  | 1,469.0   | 2,152.8  | -683.8    | 115.2  | 111.6  | 115.2  |
| 6                  | 4,961   | 3,811       | 2,813       | 997          | 95.8  | 1,323.6   | 2,073.7  | -750.1    | 115.7  | 111.7  | 115.4  |
| 7                  | -   | -           | -           | -            | 95.9  | 1,344.6   | 2,361.9  | -1,017.3  | 116.0  | 111.2  | 115.5  |
| 8                  | -   | -           | -           | -            | 96.1  | 1,404.1   | 2,467.9  | -1,063.8  | 116.2  | 111.3  | 115.8  |
| 9                  | 5,255   | 3,975       | 2,907       | 1,068        | 96.3  | 1,528.0   | 2,240.6  | -712.6    | 116.6  | 111.3  | 116.0  |
| 10                 | -   | -           | -           | -            | 96.4  | 1,836.3   | 2,176.0  | -339.7    | 116.8  | 111.6  | 116.2  |
| 11                 | -   | -           | -           | -            | 96.4  | 1,521.7   | 2,127.3  | -605.6    | 117.3  | 111.3  | 116.4  |
| 12                 | -   | -           | -           | -            | 96.3  | -   | -        | -         | 117.3  | 111.5  | 116.5  |
| 관련표                | Ⅲ - 2   |             |             |              | Ⅳ - 1   | Ⅴ - 1   |          |           | Ⅵ - 1  |        |        |

주: 3) 가계동향조사 신분류(명목) 자료임

(2019년부터 소득부분과 지출부분을 통합 개편)

4) 제 10차 경기종합지수 개편(2019.9월)결과 반영으로

경기종합지수 구성지표와 시계열자료가 모두 변경되었음

5) 최근 3개월 자료는 잠정치임

Note: 3) New classification data (nominal data) for the Household Income and Expenditure Survey

4) According to the 10th revision of the Composite Economic Indexes in September 2019,

the component indicators and time series data of Composite Economic Indexes are altogether changed.

5) Recent three month figures are preliminary.



## MAJOR INDICATORS (Cont'd)

| 농림/수산/환경<br>Agriculture and forestry / fishery / environment |              |        | 광업 · 제조업 <sup>7)</sup><br>Mining and manufacturing   |                             |   |                            |                               |                             |                               |                        |
|--|--------------|--------|--|-----------------------------|---|----------------------------|-------------------------------|-----------------------------|-------------------------------|------------------------|
| 축종별 마릿수 <sup>6)</sup><br>Headcounts by livestock species     |              |        | 광공업생산지수 <sup>8)</sup><br>Industrial production index |                             |   | 생산자제품 출하지수 <sup>8)</sup>   |                               | 생산자제품 재고지수 <sup>8)10)</sup> |                               |                        |
| 한 · 육우   | 젖소           | 돼지     | 총지수  | 광업 및<br>제조업                 | 전기업 및<br>가스업                            | 생산자제품<br>shipment<br>index | 전월비 <sup>9)</sup>             | 생산자제품<br>inventory<br>index | 전월비 <sup>9)</sup>             |                        |
| Korean native<br>cattle and beef<br>cattle                   | Dairy cattle | Pigs   | All groups   | Mining and<br>manufacturing | Electricity,<br>gas and<br>steam supply |                            | Over the<br>previous<br>month |                             | Over the<br>previous<br>month |                        |
| 천 마리<br>Tousand head   |              |        | 2020=100   |                             |   | 2020=100                   | %                             | 2020=100                    | %                             |                        |
| -  | -            | -      | 99.9   | 99.8                        | 103.4                                   | 102.6                      | 0.1                           | 98.6                        | 6.7                           | 2018                   |
| -  | -            | -      | 100.3  | 100.2                       | 101.9                                   | 102.3                      | -0.3                          | 96.0                        | -2.6                          | 2019                   |
| -  | -            | -      | 100.0  | 100.0                       | 100.0                                   | 100.0                      | -2.2                          | 94.5                        | -1.6                          | 2020                   |
| -  | -            | -      | 108.5  | 108.7                       | 104.6                                   | 105.0                      | 5.0                           | 106.1                       | 12.3                          | 2021                   |
| -  | -            | -      | 109.6  | 109.7                       | 107.7                                   | 105.3                      | 0.3                           | 110.4                       | 4.1                           | 2022                   |
| -  | -            | -      | 106.8  | 106.9                       | 104.8                                   | 104.7                      | -0.6                          | 108.1                       | -2.1                          | 2023                   |
| -  | -            | -      | 111.2  | 111.5                       | 106.2                                   | 105.2                      | 0.5                           | 105.9                       | -2.0                          | 2024                   |
| 3,752  | 390          | 11,326 | 104.6  | 105.2                       | 92.3                                    | 104.5                      | 3.0                           | 108.0                       | -4.1                          | 9, 2022                |
| -  | -            | -      | 105.8  | 106.4                       | 94.2                                    | 104.9                      | 0.4                           | 109.1                       | 1.0                           | 10                     |
| -  | -            | -      | 107.5  | 107.9                       | 100.7                                   | 104.1                      | -0.8                          | 113.3                       | 3.8                           | 11                     |
| 3,727  | 390          | 11,124 | 109.2  | 108.2                       | 132.3                                   | 109.9                      | 5.6                           | 110.4                       | -2.6                          | 12                     |
| -  | -            | -      | 96.9   | 95.1                        | 135.5                                   | 96.9                       | -11.8                         | 118.0                       | 6.9                           | 1, 2023                |
| -  | -            | -      | 96.4   | 95.5                        | 116.0                                   | 98.0                       | 1.1                           | 117.6                       | -0.3                          | 2                      |
| 3,632  | 385          | 11,111 | 111.2  | 111.4                       | 108.0                                   | 112.2                      | 14.5                          | 114.0                       | -3.1                          | 3                      |
| -  | -            | -      | 103.0  | 103.5                       | 94.0                                    | 99.8                       | -11.1                         | 121.8                       | 6.8                           | 4                      |
| -  | -            | -      | 107.5  | 108.3                       | 92.3                                    | 105.3                      | 5.5                           | 122.6                       | 0.7                           | 5                      |
| 3,749  | 383          | 11,108 | 108.7  | 109.6                       | 91.8                                    | 110.0                      | 4.5                           | 112.6                       | -8.2                          | 6                      |
| -  | -            | -      | 103.7  | 103.9                       | 101.0                                   | 99.4                       | -9.6                          | 119.0                       | 5.7                           | 7                      |
| -  | -            | -      | 105.9  | 106.1                       | 103.2                                   | 100.5                      | 1.1                           | 122.9                       | 3.3                           | 8                      |
| 3,753  | 386          | 11,398 | 109.6  | 110.4                       | 92.5                                    | 108.1                      | 7.6                           | 115.0                       | -6.4                          | 9                      |
| -  | -            | -      | 107.9  | 108.8                       | 90.5                                    | 103.2                      | -4.5                          | 116.1                       | 1.0                           | 10                     |
| -  | -            | -      | 114.1  | 114.6                       | 105.5                                   | 109.1                      | 5.7                           | 115.3                       | -0.7                          | 11                     |
| 3,648  | 387          | 11,089 | 116.1  | 115.6                       | 127.6                                   | 114.3                      | 4.8                           | 108.1                       | -6.2                          | 12                     |
| -  | -            | -      | 109.4  | 108.2                       | 136.8                                   | 105.4                      | -7.8                          | 111.6                       | 3.2                           | 1, 2024                |
| -  | -            | -      | 100.8  | 100.1                       | 116.5                                   | 97.1                       | -7.9                          | 114.1                       | 2.2                           | 2                      |
| 3,527  | 382          | 10,994 | 112.3  | 112.2                       | 115.5                                   | 108.7                      | 11.9                          | 110.0                       | -3.6                          | 3                      |
| -  | -            | -      | 109.6  | 110.4                       | 95.3                                    | 103.6                      | -4.7                          | 112.1                       | 1.9                           | 4                      |
| -  | -            | -      | 112.0  | 113.0                       | 92.6                                    | 105.8                      | 2.1                           | 112.2                       | 0.1                           | 5                      |
| 3,615  | 378          | 11,061 | 112.8  | 113.8                       | 92.5                                    | 106.8                      | 0.9                           | 106.9                       | -4.7                          | 6                      |
| -  | -            | -      | 109.1  | 109.4                       | 103.1                                   | 100.9                      | -5.5                          | 112.7                       | 5.4                           | 7                      |
| -  | -            | -      | 109.7  | 109.8                       | 108.5                                   | 103.0                      | 2.1                           | 114.9                       | 2.0                           | 8                      |
| 3,580  | 380          | 11,182 | 108.1  | 108.8                       | 95.3                                    | 104.7                      | 1.7                           | 109.6                       | -4.6                          | 9                      |
| -  | -            | -      | 114.4  | 115.6                       | 91.4                                    | 104.9                      | 0.2                           | 111.7                       | 1.9                           | 10                     |
| -  | -            | -      | 114.2  | 115.1                       | 98.5                                    | 105.3                      | 0.4                           | 111.5                       | -0.2                          | 11                     |
| 3,474  | 381          | 10,846 | 122.2  | 121.9                       | 128.3                                   | 116.5                      | 10.6                          | 105.9                       | -5.0                          | 12                     |
| VII - 1  |              |        | VIII - 2   |                             |   | VIII - 4                   |                               | VIII - 6                    |                               | Reference<br>table No. |

주: 6) 한육우와 젖소의 최근분기는 잠정치임

7) 최근 2개월은 잠정치임

8) 원지수

9) 연자료는 전년비

10) 연자료는 12월말 수치임

Note: 6) The recent quarter data for Korean native cattle and beef cattle, dairy cattle are preliminary.

7) Recent two month figures are preliminary.

8) Original index

9) Yearly figures are over the last year.

10) Yearly figures refer to end of year.

## 주요지표(계속)

|         | 광업·제조업 <sup>7)</sup><br>Mining and manufacturing |                       |   |   | 건설<br>Construction                                      |   |   |   | 서비스업 <sup>7)</sup><br>Services        |
|---------|--|-----------------------|---|---|---|---|---|---|---------------------------------------|
|         | 제조업<br>생산능력<br>지수                                | 제조업<br>가동률지수<br>(원지수) | 국내기계수주액<br>(선박제외, 불변금액)   |   | 국내건설수주액 <sup>7)</sup>                                   |   | 건축허가면적  |   | 서비스업<br>생산지수<br>(경상지수)                |
|         |  |                       | Value of domestic<br>machinery orders<br>received<br>(Excluding<br>vessels, constant<br>prices) | 전년동월비<br>Over the same<br>month of last<br>year | Value of<br>domestic<br>construction<br>orders received | 전년동월비<br>Over the same<br>month of last<br>year | Permitted floor<br>area for<br>building<br>construction | 전년동월비<br>Over the same<br>month of last<br>year | Index of<br>services<br>(value index) |
|         |  |                       |   |   |   |   |   |   |                                       |
|         | 2020=100   |                       | 10억원<br>Billion won   | %   | 10억원<br>Billion won                                     | %   | 1000m'<br>Thou. sq. m                                   | %   | 2020=100                              |
| 2018    | 98.3   | 103.7                 | 27,086.7  | 3.9   | 143,292.0   | 0.2   | 160,964   | -6.3  | 98.1                                  |
| 2019    | 98.5   | 103.3                 | 25,141.2  | -7.2  | 154,242.7   | 7.6   | 144,293   | -10.4   | 100.7                                 |
| 2020    | 100.0  | 100.0                 | 26,340.1  | 4.8   | 179,866.1   | 16.6  | 147,310   | 2.1   | 100.0                                 |
| 2021    | 102.3  | 105.0                 | 35,221.2  | 33.7  | 196,447.7   | 9.2   | 173,206   | 17.6  | 108.8                                 |
| 2022    | 101.8  | 104.8                 | 35,613.6  | 1.1   | 216,036.0   | 10.0  | 181,474   | 4.8   | 121.4                                 |
| 2023    | 101.9  | 100.8                 | 34,346.1  | -3.6  | 176,050.1   | -18.5   | 135,080   | -25.6   | 127.2                                 |
| 2024    | 102.8  | 102.3                 | 34,746.8  | 1.2   | 188,712.2   | 7.2   | -   | -   | 131.3                                 |
| 2022. 9 | 101.9  | 100.0                 | 2,890.7   | 10.6  | 21,648.0  | 56.1  | 13,929  | -4.9  | 123.4                                 |
| 10      | 101.5  | 101.6                 | 2,455.7   | -7.6  | 10,017.1  | -35.4   | 14,445  | -1.7  | 123.5                                 |
| 11      | 101.3  | 103.2                 | 2,723.1   | 12.9  | 15,693.2  | -8.7  | 12,967  | -10.5   | 123.8                                 |
| 12      | 100.8  | 103.3                 | 2,599.8   | -32.6   | 23,547.5  | -12.2   | 15,489  | -19.2   | 140.4                                 |
| 2023. 1 | 101.1  | 92.3                  | 2,745.6   | -1.2  | 18,472.1  | 13.1  | 12,724  | -7.4  | 119.4                                 |
| 2       | 101.0  | 91.4                  | 2,338.8   | -12.6   | 11,281.3  | -4.4  | 12,532  | 5.6   | 118.9                                 |
| 3       | 101.0  | 105.8                 | 3,471.6   | -9.1  | 11,638.2  | -39.6   | 11,925  | -20.8   | 129.0                                 |
| 4       | 100.9  | 99.0                  | 3,283.5   | 4.1   | 9,557.5   | -46.8   | 10,368  | -42.1   | 124.7                                 |
| 5       | 101.3  | 103.2                 | 2,654.1   | -13.5   | 15,236.5  | -19.9   | 12,695  | -35.0   | 125.8                                 |
| 6       | 101.6  | 103.9                 | 3,169.1   | 0.1   | 17,696.0  | -29.0   | 11,786  | -21.2   | 129.9                                 |
| 7       | 101.5  | 98.9                  | 2,844.9   | -0.3  | 9,433.5   | -48.4   | 8,483   | -45.7   | 125.6                                 |
| 8       | 101.4  | 100.2                 | 2,624.1   | -23.5   | 8,277.4   | -52.7   | 12,312  | -23.0   | 126.1                                 |
| 9       | 102.9  | 102.3                 | 2,363.6   | -18.2   | 14,002.1  | -35.3   | 9,794   | -29.7   | 127.8                                 |
| 10      | 102.9  | 102.0                 | 2,762.2   | 12.5  | 14,251.1  | 42.3  | 8,568   | -40.7   | 126.8                                 |
| 11      | 102.9  | 106.5                 | 3,112.9   | 14.3  | 12,611.1  | -19.6   | 11,240  | -13.3   | 128.5                                 |
| 12      | 104.1  | 104.5                 | 2,975.6   | 14.5  | 33,593.4  | 42.7  | 12,653  | -18.3   | 144.1                                 |
| 2024. 1 | 102.6  | 100.9                 | 2,649.3   | -3.5  | 11,209.6  | -39.3   | 10,779  | -15.3   | 126.5                                 |
| 2       | 102.4  | 92.9                  | 2,850.7   | 21.9  | 10,754.5  | -4.7  | 8,351   | -33.4   | 122.1                                 |
| 3       | 102.7  | 103.4                 | 3,308.6   | -4.7  | 12,956.1  | 11.3  | 10,380  | -13.0   | 132.0                                 |
| 4       | 102.3  | 102.5                 | 3,020.9   | -8.0  | 14,452.8  | 51.2  | 10,784  | 4.0   | 129.5                                 |
| 5       | 102.5  | 104.2                 | 2,819.2   | 6.2   | 12,710.9  | -16.6   | 9,234   | -27.3   | 130.7                                 |
| 6       | 102.4  | 105.4                 | 2,595.3   | -18.1   | 24,219.7  | 36.9  | 9,046   | -23.2   | 133.2                                 |
| 7       | 102.3  | 101.6                 | 3,970.0   | 39.6  | 14,341.5  | 52.0  | 8,563   | 0.9   | 130.7                                 |
| 8       | 102.3  | 101.8                 | 2,902.4   | 10.6  | 10,386.8  | 25.5  | 11,116  | -9.7  | 129.4                                 |
| 9       | 102.2  | 99.9                  | 2,514.9   | 6.4   | 15,727.8  | 12.3  | 12,389  | 26.5  | 129.2                                 |
| 10      | 103.9  | 104.7                 | 2,610.0   | -5.5  | 15,607.3  | 9.5   | 9,105   | 6.3   | 131.3                                 |
| 11      | 103.7  | 104.3                 | 2,689.7   | -13.6   | 21,471.9  | 70.3  | 9,889   | -12.0   | 131.8                                 |
| 12      | 104.8  | 106.3                 | 2,815.9   | -5.4  | 24,873.3  | -26.0   | 16,254  | 28.5  | 148.6                                 |
| 관련표     | VIII - 12  | VIII - 11             | VIII - 14   |   | IX - 1, 3   |   | IX - 2  |   | X - 7                                 |

## MAJOR INDICATORS (Cont'd)

| 물 가<br>Price                               |  |                        |                 |                            |   |   |   |                                |                |                                      |                                  |                        |
|--|--|------------------------|-----------------|----------------------------|---|---|---|--------------------------------|----------------|--------------------------------------|----------------------------------|------------------------|
| 품목성질별 소비자물가지수                              |  |                        |                 | 생 산 자 물 가 지 수              |   |   |   | 수출입물가지수                        |                | 농가가격지수                               |                                  |                        |
|  |  |                        |                 |                            |   |   |   | Export & import<br>price index |                |                                      |                                  |                        |
| CPI by<br>commodi-<br>ties and<br>services | 전년동월비<br>Over the<br>same<br>month of<br>last year | 상품<br>Commodi-<br>ties | 서비스<br>Services | Producer<br>price<br>index | 전년동월비<br>Over the<br>same month<br>of last year | 농림수산물<br>Agri.,<br>forest &<br>marine<br>products | 공 산 품<br>Manu-<br>facturing<br>industry<br>products | 수출물가<br>Export                 | 수입물가<br>Import | 농가판매<br>가격<br>Received<br>by farmers | 농가구입<br>가격<br>Paid by<br>farmers |                        |
|  |  |                        |                 |                            |   |   |   |                                |                |                                      |                                  |                        |
|  |  |                        |                 |                            |   |   |   |                                |                |                                      |                                  |                        |
|  |  |                        |                 |                            |   |   |   |                                |                |                                      |                                  |                        |
| 2020=100                                   | %  | 2020=100               |                 | 2020=100                   | %   | 2020=100  |   | 2020=100<br>원화기준 Won basis     |                | 2020=100                             |                                  |                        |
| 99.09                                      | 1.5  | 99.42                  | 98.83           | 100.43                     | 1.9   | 93.37   | 103.68  | 109.15                         | 108.59         | 92.7                                 | 96.6                             | 2018                   |
| 99.47                                      | 0.4  | 99.13                  | 99.75           | 100.46                     | 0.0   | 91.26   | 102.64  | 105.49                         | 109.50         | 93.2                                 | 98.1                             | 2019                   |
| 100.00                                     | 0.5  | 100.00                 | 100.00          | 100.00                     | -0.5  | 100.00  | 100.00  | 100.00                         | 100.00         | 100.0                                | 100.0                            | 2020                   |
| 102.50                                     | 2.5  | 103.12                 | 101.95          | 106.38                     | 6.4   | 108.14  | 110.42  | 114.29                         | 117.63         | 110.6                                | 105.0                            | 2021                   |
| 107.72                                     | 5.1  | 110.02                 | 105.70          | 115.29                     | 8.4   | 109.25  | 123.34  | 133.31                         | 148.10         | 107.7                                | 120.1                            | 2022                   |
| 111.59                                     | 3.6  | 114.43                 | 109.15          | 117.11                     | 1.6   | 112.55  | 122.16  | 122.37                         | 136.04         | 108.7                                | 120.4                            | 2023                   |
| 114.18                                     | 2.3  | 117.21                 | 111.59          | 119.08                     | 1.7   | 117.61  | 123.30  | 129.91                         | 139.57         | 115.7                                | 120.1                            | 2024                   |
| 108.82                                     | 5.5  | 111.47                 | 106.53          | 116.53                     | 7.9   | 116.50  | 124.04  | 138.52                         | 154.70         | 112.6                                | 122.7                            | 9. 2022                |
| 109.16                                     | 5.6  | 111.93                 | 106.77          | 117.13                     | 7.3   | 107.94  | 124.54  | 140.12                         | 156.50         | -                                    | -                                | 10                     |
| 109.07                                     | 5.0  | 111.76                 | 106.75          | 116.75                     | 6.2   | 104.45  | 123.98  | 132.49                         | 147.92         | -                                    | -                                | 11                     |
| 109.26                                     | 5.0  | 111.80                 | 107.06          | 116.27                     | 5.8   | 109.61  | 122.41  | 124.37                         | 138.28         | 102.4                                | 122.5                            | 12                     |
| 110.07                                     | 5.0  | 112.74                 | 107.77          | 116.69                     | 5.1   | 110.49  | 122.10  | 120.65                         | 135.29         | -                                    | -                                | 1. 2023                |
| 110.33                                     | 4.7  | 112.84                 | 108.15          | 116.91                     | 4.8   | 110.32  | 122.32  | 121.58                         | 137.95         | -                                    | -                                | 2                      |
| 110.52                                     | 4.2  | 112.98                 | 108.38          | 117.05                     | 3.3   | 109.38  | 122.61  | 124.12                         | 139.00         | 104.6                                | 119.9                            | 3                      |
| 110.77                                     | 3.7  | 112.95                 | 108.84          | 116.96                     | 1.6   | 107.35  | 122.78  | 124.41                         | 139.58         | -                                    | -                                | 4                      |
| 111.13                                     | 3.4  | 113.51                 | 109.03          | 116.53                     | 0.5   | 109.03  | 121.66  | 122.48                         | 135.35         | -                                    | -                                | 5                      |
| 111.16                                     | 2.7  | 113.47                 | 109.13          | 116.27                     | -0.3  | 107.55  | 120.86  | 118.50                         | 130.16         | 106.4                                | 119.5                            | 6                      |
| 111.29                                     | 2.4  | 113.30                 | 109.49          | 116.53                     | -0.3  | 112.72  | 120.84  | 118.50                         | 130.43         | -                                    | -                                | 7                      |
| 112.28                                     | 3.4  | 115.22                 | 109.75          | 117.50                     | 0.9   | 120.83  | 122.13  | 123.35                         | 135.83         | -                                    | -                                | 8                      |
| 112.85                                     | 3.7  | 116.79                 | 109.55          | 118.03                     | 1.3   | 121.17  | 123.14  | 125.53                         | 139.83         | 112.3                                | 120.6                            | 9                      |
| 113.27                                     | 3.8  | 117.36                 | 109.86          | 117.86                     | 0.6   | 114.29  | 123.19  | 126.37                         | 141.07         | -                                    | -                                | 10                     |
| 112.68                                     | 3.3  | 116.10                 | 109.79          | 117.41                     | 0.6   | 111.29  | 122.34  | 122.08                         | 135.04         | -                                    | -                                | 11                     |
| 112.73                                     | 3.2  | 115.93                 | 110.01          | 117.56                     | 1.1   | 116.23  | 121.93  | 120.84                         | 132.89         | 112.1                                | 121.7                            | 12                     |
| 113.17                                     | 2.8  | 116.24                 | 110.55          | 118.19                     | 1.3   | 121.18  | 122.13  | 124.59                         | 136.27         | -                                    | -                                | 1. 2024                |
| 113.78                                     | 3.1  | 117.25                 | 110.84          | 118.55                     | 1.4   | 121.96  | 122.76  | 126.54                         | 137.63         | -                                    | -                                | 2                      |
| 113.95                                     | 3.1  | 117.57                 | 110.91          | 118.82                     | 1.5   | 123.49  | 123.09  | 126.94                         | 138.31         | 124.5                                | 120.5                            | 3                      |
| 114.01                                     | 2.9  | 117.29                 | 111.22          | 119.16                     | 1.9   | 119.75  | 123.97  | 132.55                         | 143.57         | -                                    | -                                | 4                      |
| 114.10                                     | 2.7  | 117.17                 | 111.49          | 119.25                     | 2.3   | 114.93  | 123.97  | 131.78                         | 141.77         | -                                    | -                                | 5                      |
| 113.84                                     | 2.4  | 116.53                 | 111.51          | 119.23                     | 2.5   | 111.73  | 124.09  | 132.88                         | 142.64         | 115.4                                | 120.6                            | 6                      |
| 114.13                                     | 2.6  | 116.62                 | 111.96          | 119.56                     | 2.6   | 113.50  | 124.51  | 133.88                         | 143.28         | -                                    | -                                | 7                      |
| 114.54                                     | 2.0  | 117.21                 | 112.22          | 119.38                     | 1.6   | 119.47  | 123.49  | 130.08                         | 138.23         | -                                    | -                                | 8                      |
| 114.65                                     | 1.6  | 117.86                 | 111.91          | 119.16                     | 1.0   | 125.81  | 122.58  | 126.77                         | 134.67         | 113.6                                | 120.3                            | 9                      |
| 114.69                                     | 1.3  | 117.69                 | 112.12          | 119.01                     | 1.0   | 114.86  | 122.77  | 128.54                         | 137.55         | -                                    | -                                | 10                     |
| 114.40                                     | 1.5  | 117.13                 | 112.05          | 119.10                     | 1.4   | 110.77  | 122.93  | 130.57                         | 138.80         | -                                    | -                                | 11                     |
| 114.91                                     | 1.9  | 117.96                 | 112.29          | 119.51                     | 1.7   | 113.91  | 123.34  | 133.75                         | 142.14         | 113.2                                | 119.2                            | 12                     |
| X I - 2                                    |  |                        |                 | X I - 6                    |   |   |   | X I - 9                        |                | X I - 13                             | X I - 12                         | Reference<br>table No. |

## 주요지표(계속)

|                      | 국 민 계 정 <sup>2)</sup><br>National accounts                        |  |  |   |                               |                     |                     | 재 정 <sup>12)</sup><br>Public finance              |                             |  |         |
|----------------------|---|--|--|---|-------------------------------|---------------------|---------------------|---|-----------------------------|--|---------|
|                      | 국민총소득<br>(당해년)<br><br>Gross<br>national<br>income (at<br>current) | 국내총생산('20년 지수<br>기준년 연쇄가격)<br><br>Gross<br>domestic<br>products (at<br>chained<br>2020 prices) | 전년 동분기<br>대비<br><br>Over the<br>same quarter<br>of last year | 경 제 성 장 륜 (전기비, '20년 지수<br>기준년 연쇄가격, 계절조정)<br><br>Growth rate of<br>GDP(Percent<br>change from<br>preceding quarter,<br>at chained 2020<br>prices, seasonally<br>adjusted series) |                               |                     |                     | 통합재정수지<br>Consolidated central government balance |                             |  |         |
|                      |   |  |  | 농림어업<br><br>Agriculture,<br>forestry &<br>fishing   | 제조업<br><br>Manu-<br>facturing | 서비스업<br><br>Service | 수 입<br><br>Revenues | 지 출<br><br>Expenditure                            | 순 융 자<br><br>Net<br>lending | 통 합 재 정<br>수 지<br><br>Consolida-<br>ted central<br>governme-<br>nt balance |         |
|                      |   |  |  |   |                               |                     |                     |   |                             |  |         |
|                      |   |  |  |   |                               |                     |                     |   |                             |  |         |
| 10억 원<br>Billion won | %   | %  |  |   |                               | 10억 원               | Billion won         |   |                             |  |         |
| 2018                 | 2,014,588.5   | 2,026,102.4  | 3.2  | -   | -                             | -                   | -                   | -   | -                           | -  | -       |
| 2019                 | 2,057,204.1   | 2,072,982.4  | 2.3  | -   | -                             | -                   | -                   | -   | -                           | -  | -       |
| 2020                 | 2,075,410.3   | 2,058,466.5  | -0.7   | -   | -                             | -                   | -                   | -   | -                           | -  | -       |
| 2021                 | 2,245,326.5   | 2,153,422.9  | 4.6  | -   | -                             | -                   | -                   | -   | -                           | -  | -       |
| 2022                 | 2,351,837.0   | 2,212,158.9  | 2.7  | -   | -                             | -                   | -                   | -   | -                           | -  | -       |
| 2023                 | 2,443,318.1   | 2,243,220.4  | 1.4  | -   | -                             | -                   | -                   | -   | -                           | -  | -       |
| 2024                 | -   | 2,288,923.2  | 2.0  | -   | -                             | -                   | -                   | -   | -                           | -  | -       |
| 2022. 9              | 597,730.1   | 555,871.8  | 3.4  | 0.4   | 1.2                           | 0.1                 | 0.5                 | 460,929   | 488,126                     | 25,523   | -52,719 |
| 10                   | -   | -  | -  | -   | -                             | -                   | -                   | 513,411   | 529,148                     | 27,322   | -43,058 |
| 11                   | -   | -  | -  | -   | -                             | -                   | -                   | 544,975   | 566,825                     | 28,998   | -50,848 |
| 12                   | 610,620.3   | 576,051.8  | 1.1  | -0.5  | 1.1                           | -4.0                | 1.1                 | 588,332   | 622,997                     | 29,905   | -64,571 |
| 2023. 1              | -   | -  | -  | -   | -                             | -                   | -                   | 59,692  | 47,455                      | 1,959  | 10,278  |
| 2                    | -   | -  | -  | -   | -                             | -                   | -                   | 86,534  | 104,912                     | 6,197  | -24,574 |
| 3                    | 580,899.2   | 531,551.9  | 1.1  | 0.4   | -3.4                          | 1.6                 | 0.2                 | 139,429   | 168,874                     | 11,980   | -41,425 |
| 4                    | -   | -  | -  | -   | -                             | -                   | -                   | 202,775   | 214,869                     | 16,890   | -28,984 |
| 5                    | -   | -  | -  | -   | -                             | -                   | -                   | 245,430   | 257,334                     | 18,884   | -30,789 |
| 6                    | 600,740.0   | 559,956.3  | 1.0  | 0.6   | 2.6                           | 3.0                 | 0.1                 | 282,315   | 317,561                     | 20,198   | -55,444 |
| 7                    | -   | -  | -  | -   | -                             | -                   | -                   | 336,911   | 354,445                     | 20,353   | -37,887 |
| 8                    | -   | -  | -  | -   | -                             | -                   | -                   | 375,951   | 386,243                     | 21,033   | -31,325 |
| 9                    | 621,062.5   | 563,643.3  | 1.4  | 0.8   | -0.1                          | 1.5                 | 0.5                 | 415,578   | 425,626                     | 21,106   | -31,154 |
| 10                   | -   | -  | -  | -   | -                             | -                   | -                   | 468,163   | 458,608                     | 19,999   | -10,444 |
| 11                   | -   | -  | -  | -   | -                             | -                   | -                   | 501,462   | 501,903                     | 19,014   | -19,455 |
| 12                   | 640,616.3   | 588,068.9  | 2.1  | 0.5   | -7.4                          | 1.2                 | 0.4                 | 543,586   | 559,707                     | 20,647   | -36,768 |
| 2024. 1              | -   | -  | -  | -   | -                             | -                   | -                   | 64,680  | 53,149                      | 294  | 11,237  |
| 2                    | -   | -  | -  | -   | -                             | -                   | -                   | 92,482  | 115,291                     | 7,092  | -29,902 |
| 3                    | 614,382.2   | 548,922.8  | 3.3  | 1.3   | 1.8                           | 0.9                 | 0.9                 | 138,333   | 189,131                     | 13,943   | -64,741 |
| 4                    | -   | -  | -  | -   | -                             | -                   | -                   | 200,514   | 232,259                     | 15,336   | -47,082 |
| 5                    | -   | -  | -  | -   | -                             | -                   | -                   | 242,902   | 279,105                     | 15,954   | -52,157 |
| 6                    | 636,578.2   | 572,793.2  | 2.3  | -0.2  | 4.4                           | 0.8                 | -0.0                | 278,250   | 336,615                     | 17,604   | -75,970 |
| 7                    | -   | -  | -  | -   | -                             | -                   | -                   | 336,459   | 371,474                     | 17,327   | -52,343 |
| 8                    | -   | -  | -  | -   | -                             | -                   | -                   | 373,845   | 406,224                     | 17,974   | -50,354 |
| 9                    | 652,971.3   | 571,839.4  | 1.5  | 0.1   | 2.4                           | 0.2                 | 0.2                 | 413,522   | 449,180                     | 17,230   | -52,888 |
| 10                   | -   | -  | -  | -   | -                             | -                   | -                   | 470,323   | 483,095                     | 17,693   | -30,464 |
| 11                   | -   | -  | -  | -   | -                             | -                   | -                   | 510,991   | 521,013                     | 18,159   | -28,180 |
| 12                   | -   | 595,367.8  | 1.2  | 0.1   | -3.9                          | 0.1                 | 0.3                 | -   | -                           | -  | -       |
| 관련표                  | X II - 2  | X II - 3   |  | X II - 6  |                               |                     |                     | XIII - 1  |                             |  |         |

주: 11) 월자료는 누적치이며, 연도별 12월 통계는 해당연도 결산수치와 동일

12) M2 = M1 + 기간물 예·적금 및 부금 + 시장형금융상품 + 실적배당형 상품 + 금융채 + 기타 (단, 장기 금융상품 제외)

13) Lf = M2 + 예금취급기관의 2년이상 유동성 상품 + 한국증권금융 예수금 + 생명보험회사 보험계약준비금 등(종전 M3)

14) 정부저축성예금 포함

## MAJOR INDICATORS (Cont'd)

| 금융<br>Finance                          |                         |       |   |  |                          |                               |                     |   |                    |         |
|--|-------------------------|-------|---|--|--------------------------|-------------------------------|---------------------|---|--------------------|---------|
| 화폐발행<br>잔액                             | 광의통화(M2) <sup>12)</sup> |       | 금융기관유동성 <sup>13)</sup><br>(Lf)                                  |  | 예금은행<br>예금               | 저축성 <sup>14)</sup><br>예금      | 부도금액                | 어음부도율<br>(금액기준,<br>전자결제분<br>제외)                                       | 코스피지수<br>(연월중 평균)  |         |
| Bank notes<br>& coin in<br>circulation | Broad<br>money<br>(M2)  | 전년동월비 | Liquidity<br>aggregates of<br>financial<br>institutions<br>(Lf) | Over the<br>same month<br>of last year | Deposits at<br>CBs & SBs | Time &<br>savings<br>deposits | Dishonored<br>value | Ratio of<br>dishonored<br>(value, except<br>electronic<br>settlement) | KOSPI<br>(average) |         |
| 10억원<br>Billion won                    | 10억원<br>Billion won     | %     | 10억원<br>Billion won   | %                                      | 10억원<br>Billion won      |                               | %                   |   | 1980.1.4=100       |         |
| 115,389                                | 2,700,362               | 6.7   | 3,824,268   | 7.2                                    | 1,394,987                | 1,192,593                     | 2,915.9             | 0.13  | 2,325.0            | 2018    |
| 125,699                                | 2,913,610               | 7.9   | 4,134,278   | 8.1                                    | 1,515,520                | 1,290,972                     | 1,780.0             | 0.08  | 2,106.1            | 2019    |
| 147,557                                | 3,199,836               | 9.8   | 4,477,539   | 8.3                                    | 1,697,818                | 1,400,177                     | 1,331.0             | 0.06  | 2,220.1            | 2020    |
| 167,572                                | 3,613,688               | 12.9  | 4,922,888   | 9.9                                    | 1,869,024                | 1,511,387                     | 1,903.2             | 0.07  | 3,111.3            | 2021    |
| 174,862                                | 3,758,236               | 4.0   | 5,125,724   | 4.1                                    | 1,958,014                | 1,622,694                     | 2,252.0             | 0.10  | 2,522.3            | 2022    |
| 181,095                                | 3,904,553               | 3.9   | 5,343,340   | 4.2                                    | 1,993,056                | 1,670,094                     | 5,348.4             | 0.23  | 2,498.8            | 2023    |
| 193,152                                | -                       | -     | -   | -                                      | -                        | -                             | 4,243.6             | 0.18  | 2,632.2            | 2024    |
| 179,718                                | 3,747,841               | 7.0   | 5,078,373   | 6.1                                    | 1,958,348                | 1,594,456                     | 467.8               | 0.26  | 2,333.9            | 9. 2022 |
| 178,056                                | 3,769,960               | 5.8   | 5,095,625   | 5.3                                    | 1,967,290                | 1,626,187                     | 392.3               | 0.20  | 2,230.3            | 10      |
| 176,016                                | 3,798,048               | 5.6   | 5,127,904   | 5.0                                    | 1,970,661                | 1,639,982                     | 311.2               | 0.16  | 2,417.6            | 11      |
| 174,862                                | 3,758,236               | 4.0   | 5,125,724   | 4.1                                    | 1,958,014                | 1,622,694                     | 228.2               | 0.11  | 2,361.3            | 12      |
| 178,987                                | 3,769,805               | 3.9   | 5,105,649   | 3.4                                    | 1,905,401                | 1,591,185                     | 97.6                | 0.06  | 2,362.4            | 1. 2023 |
| 175,205                                | 3,802,203               | 4.0   | 5,143,481   | 3.6                                    | 1,934,320                | 1,609,671                     | 476.1               | 0.27  | 2,450.3            | 2       |
| 174,006                                | 3,776,930               | 3.4   | 5,133,520   | 3.4                                    | 1,941,240                | 1,613,033                     | 315.5               | 0.18  | 2,417.6            | 3       |
| 175,028                                | 3,773,397               | 2.7   | 5,146,285   | 3.1                                    | 1,921,118                | 1,597,668                     | 591.8               | 0.36  | 2,523.3            | 4       |
| 176,837                                | 3,777,762               | 2.0   | 5,138,061   | 2.3                                    | 1,926,862                | 1,599,453                     | 792.9               | 0.39  | 2,524.4            | 5       |
| 176,539                                | 3,808,194               | 2.6   | 5,170,495   | 2.6                                    | 1,968,233                | 1,632,972                     | 656.7               | 0.35  | 2,598.9            | 6       |
| 177,028                                | 3,788,168               | 1.6   | 5,159,608   | 2.0                                    | 1,944,908                | 1,622,875                     | 388.0               | 0.18  | 2,594.4            | 7       |
| 176,836                                | 3,824,419               | 2.3   | 5,183,285   | 2.3                                    | 1,959,811                | 1,638,948                     | 309.7               | 0.18  | 2,562.1            | 8       |
| 181,926                                | 3,839,469               | 2.4   | 5,197,930   | 2.4                                    | 1,976,365                | 1,652,418                     | 528.6               | 0.25  | 2,543.8            | 9       |
| 179,817                                | 3,853,614               | 2.2   | 5,197,307   | 2.0                                    | 1,962,956                | 1,649,603                     | 466.4               | 0.22  | 2,392.1            | 10      |
| 179,593                                | 3,906,681               | 2.9   | 5,292,849   | 3.2                                    | 1,981,279                | 1,663,704                     | 612.1               | 0.30  | 2,458.9            | 11      |
| 181,095                                | 3,904,553               | 3.9   | 5,343,340   | 4.2                                    | 1,993,056                | 1,670,094                     | 113.1               | 0.06  | 2,553.6            | 12      |
| 184,806                                | 3,903,019               | 3.5   | 5,336,602   | 4.5                                    | 1,964,188                | 1,649,071                     | 144.1               | 0.07  | 2,518.6            | 1. 2024 |
| 186,304                                | 3,967,852               | 4.4   | 5,383,807   | 4.7                                    | 2,013,610                | 1,683,220                     | 102.7               | 0.06  | 2,630.4            | 2       |
| 184,838                                | 4,014,175               | 6.3   | 5,455,163   | 6.3                                    | 2,049,931                | 1,703,554                     | 500.2               | 0.27  | 2,699.6            | 3       |
| 185,689                                | 3,971,094               | 5.2   | 5,413,669   | 5.2                                    | 2,000,339                | 1,666,655                     | 477.5               | 0.25  | 2,674.3            | 4       |
| 186,818                                | 4,009,361               | 6.1   | 5,454,685   | 6.2                                    | 2,015,349                | 1,684,680                     | 405.8               | 0.24  | 2,710.4            | 5       |
| 186,917                                | 4,040,147               | 6.1   | 5,504,592   | 6.5                                    | 2,054,719                | 1,712,826                     | 360.6               | 0.16  | 2,748.2            | 6       |
| 187,622                                | 4,042,365               | 6.7   | 5,501,365   | 6.6                                    | 2,026,574                | 1,698,787                     | 167.6               | 0.07  | 2,809.2            | 7       |
| 188,598                                | 4,072,331               | 6.5   | 5,523,257   | 6.6                                    | 2,050,601                | 1,715,985                     | 275.0               | 0.16  | 2,648.0            | 8       |
| 191,624                                | 4,076,483               | 6.2   | 5,552,662   | 6.8                                    | 2,070,818                | 1,732,574                     | 358.9               | 0.21  | 2,593.6            | 9       |
| 190,445                                | 4,117,634               | 6.9   | 5,588,282   | 7.5                                    | 2,072,068                | 1,745,115                     | 495.7               | 0.22  | 2,596.1            | 10      |
| 191,054                                | 4,157,643               | 6.4   | 5,664,170   | 7.0                                    | 2,082,832                | 1,752,876                     | 580.5               | 0.34  | 2,504.2            | 11      |
| 193,152                                | -                       | -     | -   | -                                      | -                        | -                             | 375.0               | 0.19  | 2,443.6            | 12      |
| XIII-6                                 | XIII-8                  | -     | -   | XIII-10                                | XIII-12                  | XIII-20                       | XIII-21             | Reference<br>table No.  |                    |         |

Note: 11) Monthly data represent accumulative figures of the year. Data for December represent data of the entire year.

12) M2 = M1 + periodical time deposits & installment savings + marketable instruments + yield based dividend instruments + financial debentures + others (financial instruments with a maturity of more than two years are excluded)

13) Lf = M2 + liquid financial instruments with a maturity of 2 years or more of depository corporations + deposits of Korea securities finance corporation + insurance reserves of life insurance companies

14) Including government time and savings deposits

# 주요지표(계속)

## MAJOR INDICATORS (Cont'd)

|         | 무역 · 국제수지<br>Trade and balance of payments |                         |                            |                       |              |                       |                       |                            | 에너지<br>Energy                  |
|---------|--|-------------------------|----------------------------|-----------------------|--------------|-----------------------|-----------------------|----------------------------|--------------------------------|
|         | 수출액 <sup>2)</sup>                          | 수입액 <sup>2)</sup>       | 대미달러<br>환율 <sup>15)</sup>  | 경 상 수 지 <sup>2)</sup> |              | 금 융 계 정 <sup>2)</sup> | 자 본 수 지 <sup>2)</sup> | 1차 에너지<br>공급 <sup>2)</sup> |                                |
|         |  |                         |                            | 상 품 수 지               | 서 비 스 수 지    |                       |                       |                            |                                |
|         | Exports                                    | Imports                 | Exchange<br>rates to US \$ | Current<br>account    | Goods        | Services              | Financial<br>account  | Capital<br>account         | Total primary<br>energy supply |
|         | 100만 달러<br>Million US \$                   | 1달러 대 원<br>Won per US\$ | 100만 달러                    |                       | Million US\$ |                       |                       | 1,000 TOE<br>Thousand TOE  |                                |
| 2018    | 604,859.7                                  | 535,202.4               | 1,118.1                    | 77,466.5              | 110,086.8    | -29,369.4             | 76,473.4              | 316.7                      | 300,754                        |
| 2019    | 542,232.6                                  | 503,342.9               | 1,157.8                    | 59,676.1              | 79,812.1     | -26,845.3             | 59,026.9              | -169.3                     | 297,629                        |
| 2020    | 512,498.0                                  | 467,632.8               | 1,088.0                    | 75,902.2              | 80,604.8     | -14,670.1             | 81,382.7              | -386.3                     | 285,553                        |
| 2021    | 644,400.4                                  | 615,093.4               | 1,185.5                    | 85,228.2              | 75,730.9     | -5,286.7              | 78,490.6              | -155.3                     | 300,550                        |
| 2022    | 683,584.8                                  | 731,369.7               | 1,267.3                    | 25,828.6              | 15,620.0     | -7,253.1              | 27,062.5              | 0.7                        | 303,980                        |
| 2023    | 632,225.8                                  | 642,572.1               | 1,289.4                    | 35,488.2              | 34,092.4     | -25,660.0             | 32,392.9              | 42.3                       | 297,598                        |
| 2024    | 683,691.6                                  | 632,100.0               | 1,470.0                    | -                     | -            | -                     | -                     | -                          | -                              |
| 2022. 9 | 57,176.3                                   | 61,012.8                | 1,434.8                    | 1,861.6               | 950.4        | -1,084.4              | 2,027.2               | 78.1                       | 23,840                         |
| 10      | 52,428.1                                   | 59,167.2                | 1,419.3                    | 762.4                 | -850.0       | -138.4                | 1,287.6               | 21.7                       | 22,264                         |
| 11      | 51,771.9                                   | 58,847.7                | 1,331.5                    | -1,323.6              | -1,005.4     | -735.5                | -268.7                | -135.4                     | 24,109                         |
| 12      | 54,848.7                                   | 59,623.1                | 1,267.3                    | 2,307.1               | -455.1       | -2,607.6              | 2,992.1               | 15.8                       | 29,538                         |
| 2023. 1 | 46,339.1                                   | 59,037.3                | 1,228.7                    | -4,204.8              | -7,349.7     | -3,357.8              | -1,594.3              | 10.7                       | 27,584                         |
| 2       | 49,994.6                                   | 55,370.5                | 1,317.4                    | -1,325.9              | -1,250.4     | -2,263.1              | 3,261.3               | -0.6                       | 24,946                         |
| 3       | 54,882.5                                   | 59,635.9                | 1,303.8                    | -429.4                | -1,181.0     | -1,970.5              | -1,461.0              | -37.8                      | 25,309                         |
| 4       | 49,430.9                                   | 51,940.1                | 1,339.9                    | -1,372.7              | 612.5        | -1,165.0              | -5,222.2              | -52.5                      | 22,414                         |
| 5       | 52,054.2                                   | 54,251.2                | 1,322.2                    | 2,300.8               | 1,883.6      | -907.6                | 2,370.3               | 74.8                       | 23,299                         |
| 6       | 54,297.8                                   | 53,055.5                | 1,312.8                    | 6,177.8               | 3,913.3      | -2,638.4              | 5,126.9               | 46.6                       | 23,192                         |
| 7       | 50,457.8                                   | 48,738.1                | 1,280.0                    | 4,113.9               | 4,427.5      | -2,572.1              | 3,677.0               | -32.1                      | 25,270                         |
| 8       | 51,994.1                                   | 51,009.8                | 1,321.4                    | 5,412.7               | 5,201.4      | -1,549.5              | 6,286.7               | -26.5                      | 25,415                         |
| 9       | 54,650.7                                   | 50,972.5                | 1,344.8                    | 6,072.7               | 7,486.3      | -3,209.9              | 4,370.2               | 23.7                       | 23,216                         |
| 10      | 54,989.9                                   | 53,440.6                | 1,352.8                    | 7,437.8               | 5,433.3      | -1,279.8              | 8,773.7               | 44.0                       | 24,286                         |
| 11      | 55,561.1                                   | 51,997.8                | 1,289.0                    | 3,890.7               | 6,878.2      | -2,210.9              | 1,128.1               | -11.5                      | 24,705                         |
| 12      | 57,573.2                                   | 53,122.9                | 1,289.4                    | 7,414.6               | 8,037.4      | -2,535.4              | 5,676.2               | 3.5                        | 27,780                         |
| 2024. 1 | 54,726.9                                   | 54,474.2                | 1,330.6                    | 3,045.7               | 4,240.4      | -2,656.8              | 2,806.3               | 23.9                       | 29,016                         |
| 2       | 52,098.6                                   | 48,211.0                | 1,334.0                    | 6,858.3               | 6,607.9      | -1,773.0              | 6,854.7               | 62.0                       | 25,710                         |
| 3       | 56,518.7                                   | 52,415.2                | 1,346.8                    | 6,931.4               | 8,092.6      | -2,431.3              | 11,056.5              | -5.5                       | 24,427                         |
| 4       | 56,150.5                                   | 54,814.3                | 1,378.7                    | -285.2                | 5,111.4      | -1,663.9              | -6,603.1              | 40.1                       | 24,230                         |
| 5       | 58,017.7                                   | 53,146.0                | 1,376.5                    | 8,922.5               | 8,751.5      | -1,285.6              | 7,583.5               | 165.0                      | 24,073                         |
| 6       | 57,342.7                                   | 49,086.0                | 1,389.2                    | 12,563.8              | 11,741.8     | -1,596.5              | 12,235.0              | -1.1                       | 23,055                         |
| 7       | 57,460.8                                   | 53,850.5                | 1,384.6                    | 8,966.0               | 8,328.5      | -2,378.4              | 11,031.1              | 6.0                        | 25,286                         |
| 8       | 57,644.6                                   | 54,053.3                | 1,335.3                    | 6,517.6               | 6,516.1      | -1,231.7              | 4,930.4               | -2.7                       | 26,843                         |
| 9       | 58,551.4                                   | 52,119.9                | 1,319.6                    | 10,940.4              | 10,486.2     | -2,243.8              | 12,676.3              | -3.1                       | 24,038                         |
| 10      | 57,508.0                                   | 54,333.8                | 1,383.3                    | 9,783.6               | 8,118.9      | -1,734.2              | 12,984.4              | 7.2                        | 24,305                         |
| 11      | 56,302.8                                   | 50,719.1                | 1,394.7                    | 9,299.4               | 9,752.3      | -2,094.3              | 9,758.6               | -9.9                       | -                              |
| 12      | 61,369.0                                   | 54,876.8                | 1,470.0                    | -                     | -            | -                     | -                     | -                          | -                              |
| 관련표     | XIV - 1                                    |                         | XIV - 9                    | XIV - 5               |              |                       |                       | XV - 1                     |                                |

주: 15) 년, 월말 하나은행 최초고시환율임

Note: 15) Provided by HANA Bank at the end of months, year.

# I . 인구

Population

|                  |    |
|------------------|----|
| 1. 인구동향 .....    | 17 |
| 2. 인구가동 .....    | 18 |
| 3. 시도별 순이동 ..... | 20 |





## 주요 용어 해설 (Explanation of Terms)

### I -1. 혼인(Marriage)

- 남편(부)과 아내(처)로 구성된 법적관계를 말함

### I -1 이혼(Divorce)

- 부부가 합의 또는 재판에 의하여 혼인관계를 종료한 경우

### I -2. 인구이동(Internal migrants)

- 일정한 지역에 살던 사람이 특정 지역경계를 벗어나 다른 곳으로 옮겨 사는 것을 말하며, 국가 안에서 거주지를 옮기는 것을 국내이동, 국가 밖으로 거주지를 옮기는 것을 국제이동이라 함

### I -2. 시도내 이동(Intra-province)

- 시군구 : 시는 9개 도의 자치시이나, 행정시인 제주시·서귀포시는 포함

### I -2. 시도간 이동(Inter-province)

- 시도 경계를 넘는 거주지 이동

### I -2. 전입(In-migrants)

- 행정구역 경계(시도, 시군구, 읍면동)를 넘어 다른 지역에서 특정 지역으로 이동해 온 경우임

### I -2. 전출(Out-migrants)

- 행정구역 경계(시도, 시군구, 읍면동)를 넘어 특정 지역에서 다른 지역으로 이동해 간 경우임

### I -3. 순이동(Net migrants)

- 전입과 전출의 차이임(전국의 순이동은 0)



# 1. 인 구 동 향

## Vital Statistics

단위: 명, 건

In person, case

|                        | 출 생 아 수 <sup>1)</sup> | 사 망 자 수 <sup>1)</sup> | 혼 인 건 수 <sup>2)</sup> | 이 혼 건 수 <sup>2)</sup> |
|------------------------|-----------------------|-----------------------|-----------------------|-----------------------|
|                        | Live births           | Deaths                | Marriages             | Divorces              |
| 2019                   | 302,676               | 295,110               | 239,159               | 110,831               |
| 2020                   | 272,337               | 304,948               | 213,502               | 106,500               |
| 2021                   | 260,562               | 317,680               | 192,507               | 101,673               |
| 2022                   | 249,186               | 372,939               | 191,690               | 93,232                |
| 2023                   | 230,028               | 352,511               | 193,657               | 92,394                |
| 2023. 4                | 18,515                | 27,539                | 14,474                | 7,288                 |
| 5                      | 19,047                | 28,876                | 17,211                | 8,393                 |
| 6                      | 18,585                | 26,794                | 16,052                | 7,789                 |
| 7                      | 19,085                | 28,141                | 14,153                | 7,497                 |
| 8                      | 18,974                | 30,523                | 14,610                | 8,056                 |
| 9                      | 18,706                | 28,293                | 12,940                | 7,503                 |
| 10                     | 18,878                | 30,793                | 15,983                | 7,916                 |
| 11                     | 17,530                | 30,364                | 16,694                | 7,923                 |
| 12                     | 16,305                | 32,236                | 17,582                | 7,299                 |
| 2024. 1                | 21,442                | 32,490                | 20,008                | 7,940                 |
| 2                      | 19,362                | 29,977                | 16,949                | 7,354                 |
| 3                      | 19,669                | 31,160                | 17,198                | 7,450                 |
| 4                      | 19,049                | 28,659                | 18,039                | 7,701                 |
| 5                      | 19,547                | 28,546                | 20,923                | 7,923                 |
| 6                      | 18,242                | 26,942                | 16,948                | 7,207                 |
| 7                      | 20,601                | 28,240                | 18,811                | 7,939                 |
| 8                      | 20,098                | 32,244                | 17,527                | 7,616                 |
| 9                      | 20,590                | 29,362                | 15,368                | 7,531                 |
| 10                     | 21,398                | 29,819                | 19,551                | 7,300                 |
| 11                     | 20,095                | 29,219                | 18,581                | 7,638                 |
| 시 도 별 By province      |                       |                       |                       |                       |
| 서울특별시 Seoul            | 3,455                 | 4,326                 | 3,422                 | 1,040                 |
| 부산광역시 Busan            | 1,118                 | 2,245                 | 969                   | 481                   |
| 대구광역시 Daegu            | 862                   | 1,362                 | 762                   | 335                   |
| 인천광역시 Incheon          | 1,324                 | 1,512                 | 1,103                 | 494                   |
| 광주광역시 Gwangju          | 493                   | 775                   | 446                   | 210                   |
| 대전광역시 Daejeon          | 581                   | 733                   | 844                   | 192                   |
| 울산광역시 Ulsan            | 468                   | 528                   | 413                   | 148                   |
| 세종특별자치시 Sejong         | 243                   | 142                   | 144                   | 52                    |
| 경기도 Gyeonggi-do        | 5,958                 | 6,213                 | 5,186                 | 2,103                 |
| 강원특별자치도 Gangwon State  | 526                   | 1,173                 | 500                   | 230                   |
| 충청북도 Chungcheongbuk-do | 661                   | 1,062                 | 604                   | 247                   |
| 충청남도 Chungcheongnam-do | 821                   | 1,476                 | 791                   | 370                   |
| 전북특별자치도 Jeonbuk State  | 568                   | 1,404                 | 533                   | 289                   |
| 전라남도 Jeollanam-do      | 731                   | 1,617                 | 526                   | 298                   |
| 경상북도 Gyeongsangbuk-do  | 882                   | 2,074                 | 735                   | 397                   |
| 경상남도 Gyeongsangnam-do  | 1,153                 | 2,195                 | 988                   | 511                   |
| 제주특별자치도 Jeju-do        | 249                   | 382                   | 238                   | 140                   |

주: 1) 2024년 자료는 잠정치임

Note: 1) 2024 figures are preliminary.

2) 2024년 자료는 잠정치이고 전국자료는 국외포함

2) 2024 figures are preliminary and the whole nation includes

자료: 통계청 사회통계국 인구동향과

Korean nationals living abroad.

Source: Statistics Korea

## 2. 인 구 이 동

단위: 명

|             |                   | 총이동            |             | 시도내 이동       |                |              | 시도간 이동         |         |
|-------------|-------------------|----------------|-------------|--------------|----------------|--------------|----------------|---------|
|             |                   | Total migrants |             | 시군구내 이동      | Intra-province |              | Inter-province |         |
|             |                   |                |             |              | Inter-county   |              |                |         |
|             |                   | 전 입            | 전 출         | 전 입          | 전 출            | 전 입          | 전 출            |         |
| In-migrants | Out-migrants      | Intra-county   | In-migrants | Out-migrants | In-migrants    | Out-migrants |                |         |
| 2018        | 7,297,099         | 7,297,099      | 2,776,681   | 2,091,234    | 2,091,234      | 2,429,184    | 2,429,184      |         |
| 2019        | 7,104,398         | 7,104,398      | 2,659,826   | 2,059,624    | 2,059,624      | 2,384,948    | 2,384,948      |         |
| 2020        | 7,735,491         | 7,735,491      | 2,926,406   | 2,274,971    | 2,274,971      | 2,534,114    | 2,534,114      |         |
| 2021        | 7,213,422         | 7,213,422      | 2,649,108   | 2,117,080    | 2,117,080      | 2,447,234    | 2,447,234      |         |
| 2022        | 6,152,155         | 6,152,155      | 2,173,548   | 1,805,002    | 1,805,002      | 2,173,605    | 2,173,605      |         |
| 2023        | 6,128,738         | 6,128,738      | 2,154,739   | 1,831,457    | 1,831,457      | 2,142,542    | 2,142,542      |         |
| 2024        | 6,283,319         | 6,283,319      | 2,241,537   | 1,867,255    | 1,867,255      | 2,174,527    | 2,174,527      |         |
| 2023.       | 7                 | 482,143        | 482,143     | 175,329      | 144,573        | 144,573      | 162,241        | 162,241 |
|             | 8                 | 538,401        | 538,401     | 192,044      | 161,459        | 161,459      | 184,898        | 184,898 |
|             | 9                 | 449,718        | 449,718     | 165,606      | 136,957        | 136,957      | 147,155        | 147,155 |
|             | 10                | 506,889        | 506,889     | 190,040      | 154,698        | 154,698      | 162,151        | 162,151 |
|             | 11                | 496,414        | 496,414     | 185,078      | 151,956        | 151,956      | 159,380        | 159,380 |
|             | 12                | 511,465        | 511,465     | 182,960      | 155,947        | 155,947      | 172,558        | 172,558 |
| 2024.       | 1                 | 596,969        | 596,969     | 196,366      | 179,729        | 179,729      | 220,874        | 220,874 |
|             | 2                 | 654,562        | 654,562     | 204,261      | 196,454        | 196,454      | 253,847        | 253,847 |
|             | 3                 | 563,187        | 563,187     | 185,232      | 164,158        | 164,158      | 213,797        | 213,797 |
|             | 4                 | 533,272        | 533,272     | 195,195      | 156,740        | 156,740      | 181,337        | 181,337 |
|             | 5                 | 497,976        | 497,976     | 187,409      | 146,957        | 146,957      | 163,610        | 163,610 |
|             | 6                 | 439,892        | 439,892     | 166,914      | 129,045        | 129,045      | 143,933        | 143,933 |
|             | 7                 | 512,002        | 512,002     | 187,818      | 150,268        | 150,268      | 173,916        | 173,916 |
|             | 8                 | 510,959        | 510,959     | 180,573      | 152,738        | 152,738      | 177,648        | 177,648 |
|             | 9                 | 463,479        | 463,479     | 173,235      | 137,560        | 137,560      | 152,684        | 152,684 |
|             | 10                | 521,174        | 521,174     | 199,329      | 157,490        | 157,490      | 164,355        | 164,355 |
|             | 11                | 465,983        | 465,983     | 176,518      | 139,951        | 139,951      | 149,514        | 149,514 |
|             | 12                | 523,864        | 523,864     | 188,687      | 156,165        | 156,165      | 179,012        | 179,012 |
| 서울특별시       | Seoul             | 104,452        | 107,409     | 25,617       | 43,653         | 43,653       | 35,182         | 38,139  |
| 부산광역시       | Busan             | 29,778         | 30,970      | 8,441        | 12,966         | 12,966       | 8,371          | 9,563   |
| 대구광역시       | Daegu             | 24,628         | 24,812      | 7,313        | 10,156         | 10,156       | 7,159          | 7,343   |
| 인천광역시       | Incheon           | 32,463         | 29,840      | 10,578       | 8,966          | 8,966        | 12,919         | 10,296  |
| 광주광역시       | Gwangju           | 13,671         | 14,572      | 4,396        | 4,775          | 4,775        | 4,500          | 5,401   |
| 대전광역시       | Daejeon           | 16,123         | 16,513      | 4,540        | 5,395          | 5,395        | 6,188          | 6,578   |
| 울산광역시       | Ulsan             | 9,335          | 9,526       | 2,937        | 3,015          | 3,015        | 3,383          | 3,574   |
| 세종특별자치시     | Sejong            | 4,617          | 4,610       | 1,802        | 0              | 0            | 2,815          | 2,808   |
| 경기도         | Gyeonggi-do       | 139,714        | 135,655     | 53,004       | 41,254         | 41,254       | 45,456         | 41,397  |
| 강원특별자치도     | Gangwon State     | 17,723         | 17,981      | 9,421        | 2,583          | 2,583        | 5,719          | 5,977   |
| 충청북도        | Chungcheongbuk-do | 16,830         | 16,311      | 8,224        | 2,072          | 2,072        | 6,534          | 6,015   |
| 충청남도        | Chungcheongnam-do | 20,406         | 19,749      | 7,563        | 3,362          | 3,362        | 9,481          | 8,824   |
| 전북특별자치도     | Jeonbuk State     | 18,929         | 19,154      | 9,682        | 4,497          | 4,497        | 4,750          | 4,975   |
| 전라남도        | Jeollanam-do      | 17,311         | 17,220      | 7,437        | 3,811          | 3,811        | 6,063          | 5,972   |
| 경상북도        | Gyeongsangbuk-do  | 24,503         | 25,663      | 11,630       | 4,005          | 4,005        | 8,868          | 10,028  |
| 경상남도        | Gyeongsangnam-do  | 26,245         | 26,571      | 12,104       | 4,902          | 4,902        | 9,239          | 9,565   |
| 제주특별자치도     | Jeju-do           | 7,136          | 7,308       | 3,998        | 753            | 753          | 2,385          | 2,557   |

자료: 통계청 사회통계국 인구동향과

## 2. Internal Migrants

In person

|         |           | 총이동            |              | 시도내 이동       |                |              | 시도간 이동         |              |
|---------|-----------|----------------|--------------|--------------|----------------|--------------|----------------|--------------|
|         |           | Total migrants |              | 시군구내 이동      | Intra-province |              | Inter-province |              |
|         |           | 전 입            | 전 출          |              | 시군구간 이동        | Inter-county |                |              |
|         |           | In-migrants    | Out-migrants | Intra-county | In-migrants    | Out-migrants | In-migrants    | Out-migrants |
| 합계      | Total     | 523,864        | 523,864      | 188,687      | 156,165        | 156,165      | 179,012        | 179,012      |
| 0 - 4세  | years old | 18,211         | 18,211       | 7,875        | 5,640          | 5,640        | 4,696          | 4,696        |
| 5 - 9   |           | 19,329         | 19,329       | 9,310        | 5,335          | 5,335        | 4,684          | 4,684        |
| 10 - 14 |           | 16,638         | 16,638       | 8,061        | 4,582          | 4,582        | 3,995          | 3,995        |
| 15 - 19 |           | 20,477         | 20,477       | 7,743        | 5,503          | 5,503        | 7,231          | 7,231        |
| 20 - 24 |           | 45,929         | 45,929       | 10,972       | 11,478         | 11,478       | 23,479         | 23,479       |
| 25 - 29 |           | 69,746         | 69,746       | 19,268       | 21,011         | 21,011       | 29,467         | 29,467       |
| 30 - 34 |           | 68,901         | 68,901       | 22,136       | 23,276         | 23,276       | 23,489         | 23,489       |
| 35 - 39 |           | 45,869         | 45,869       | 16,467       | 15,033         | 15,033       | 14,369         | 14,369       |
| 40 - 44 |           | 40,563         | 40,563       | 15,754       | 12,460         | 12,460       | 12,349         | 12,349       |
| 45 - 49 |           | 32,810         | 32,810       | 13,474       | 9,553          | 9,553        | 9,783          | 9,783        |
| 50 - 54 |           | 34,695         | 34,695       | 14,080       | 10,176         | 10,176       | 10,439         | 10,439       |
| 55 - 59 |           | 30,740         | 30,740       | 12,341       | 8,855          | 8,855        | 9,544          | 9,544        |
| 60 - 64 |           | 27,899         | 27,899       | 10,867       | 8,155          | 8,155        | 8,877          | 8,877        |
| 65 - 69 |           | 21,077         | 21,077       | 8,116        | 6,256          | 6,256        | 6,705          | 6,705        |
| 70 - 74 |           | 11,903         | 11,903       | 4,638        | 3,539          | 3,539        | 3,726          | 3,726        |
| 75 - 79 |           | 7,764          | 7,764        | 3,103        | 2,213          | 2,213        | 2,448          | 2,448        |
| 80세 이상  | and over  | 11,313         | 11,313       | 4,482        | 3,100          | 3,100        | 3,731          | 3,731        |
| 남자      | Male      | 267,042        | 267,042      | 94,365       | 78,831         | 78,831       | 93,846         | 93,846       |
| 0 - 4세  | years old | 9,355          | 9,355        | 4,020        | 2,893          | 2,893        | 2,442          | 2,442        |
| 5 - 9   |           | 9,928          | 9,928        | 4,763        | 2,761          | 2,761        | 2,404          | 2,404        |
| 10 - 14 |           | 8,635          | 8,635        | 4,073        | 2,427          | 2,427        | 2,135          | 2,135        |
| 15 - 19 |           | 10,429         | 10,429       | 3,913        | 2,823          | 2,823        | 3,693          | 3,693        |
| 20 - 24 |           | 21,758         | 21,758       | 5,298        | 5,250          | 5,250        | 11,210         | 11,210       |
| 25 - 29 |           | 35,736         | 35,736       | 9,579        | 10,179         | 10,179       | 15,978         | 15,978       |
| 30 - 34 |           | 36,494         | 36,494       | 11,448       | 12,118         | 12,118       | 12,928         | 12,928       |
| 35 - 39 |           | 24,625         | 24,625       | 8,499        | 8,143          | 8,143        | 7,983          | 7,983        |
| 40 - 44 |           | 21,645         | 21,645       | 8,056        | 6,725          | 6,725        | 6,864          | 6,864        |
| 45 - 49 |           | 17,233         | 17,233       | 6,830        | 4,977          | 4,977        | 5,426          | 5,426        |
| 50 - 54 |           | 18,048         | 18,048       | 7,041        | 5,207          | 5,207        | 5,800          | 5,800        |
| 55 - 59 |           | 15,894         | 15,894       | 6,316        | 4,556          | 4,556        | 5,022          | 5,022        |
| 60 - 64 |           | 14,217         | 14,217       | 5,511        | 4,106          | 4,106        | 4,600          | 4,600        |
| 65 - 69 |           | 10,497         | 10,497       | 4,072        | 3,085          | 3,085        | 3,340          | 3,340        |
| 70 - 74 |           | 5,659          | 5,659        | 2,240        | 1,655          | 1,655        | 1,764          | 1,764        |
| 75 - 79 |           | 3,467          | 3,467        | 1,340        | 984            | 984          | 1,143          | 1,143        |
| 80세 이상  | and over  | 3,422          | 3,422        | 1,366        | 942            | 942          | 1,114          | 1,114        |
| 여자      | Female    | 256,822        | 256,822      | 94,322       | 77,334         | 77,334       | 85,166         | 85,166       |
| 0 - 4세  | years old | 8,856          | 8,856        | 3,855        | 2,747          | 2,747        | 2,254          | 2,254        |
| 5 - 9   |           | 9,401          | 9,401        | 4,547        | 2,574          | 2,574        | 2,280          | 2,280        |
| 10 - 14 |           | 8,003          | 8,003        | 3,988        | 2,155          | 2,155        | 1,860          | 1,860        |
| 15 - 19 |           | 10,048         | 10,048       | 3,830        | 2,680          | 2,680        | 3,538          | 3,538        |
| 20 - 24 |           | 24,171         | 24,171       | 5,674        | 6,228          | 6,228        | 12,269         | 12,269       |
| 25 - 29 |           | 34,010         | 34,010       | 9,689        | 10,832         | 10,832       | 13,489         | 13,489       |
| 30 - 34 |           | 32,407         | 32,407       | 10,688       | 11,158         | 11,158       | 10,561         | 10,561       |
| 35 - 39 |           | 21,244         | 21,244       | 7,968        | 6,890          | 6,890        | 6,386          | 6,386        |
| 40 - 44 |           | 18,918         | 18,918       | 7,698        | 5,735          | 5,735        | 5,485          | 5,485        |
| 45 - 49 |           | 15,577         | 15,577       | 6,644        | 4,576          | 4,576        | 4,357          | 4,357        |
| 50 - 54 |           | 16,647         | 16,647       | 7,039        | 4,969          | 4,969        | 4,639          | 4,639        |
| 55 - 59 |           | 14,846         | 14,846       | 6,025        | 4,299          | 4,299        | 4,522          | 4,522        |
| 60 - 64 |           | 13,682         | 13,682       | 5,356        | 4,049          | 4,049        | 4,277          | 4,277        |
| 65 - 69 |           | 10,580         | 10,580       | 4,044        | 3,171          | 3,171        | 3,365          | 3,365        |
| 70 - 74 |           | 6,244          | 6,244        | 2,398        | 1,884          | 1,884        | 1,962          | 1,962        |
| 75 - 79 |           | 4,297          | 4,297        | 1,763        | 1,229          | 1,229        | 1,305          | 1,305        |
| 80세 이상  | and over  | 7,891          | 7,891        | 3,116        | 2,158          | 2,158        | 2,617          | 2,617        |

Source: Statistics Korea.

3. 시도별 순이동

단위: 명

|         | 서 울      | 부 산     | 대 구     | 인 천     | 광 주     | 대 전     | 울 산     | 세 종    | 경 기      |
|---------|----------|---------|---------|---------|---------|---------|---------|--------|----------|
|         | Seoul    | Busan   | Daegu   | Incheon | Gwangju | Daejeon | Ulsan   | Sejong | Gyeonggi |
|         | 전 체      |         |         |         |         |         |         |        |          |
| 2019    | -49,588  | -23,354 | -23,673 | -2,337  | -3,875  | -16,342 | -10,172 | 23,724 | 134,666  |
| 2020    | -64,850  | -14,347 | -16,835 | -15,748 | -6,083  | -11,097 | -13,584 | 13,025 | 168,373  |
| 2021    | -106,243 | -18,903 | -24,319 | 11,423  | -5,883  | -8,931  | -13,674 | 14,085 | 150,517  |
| 2022    | -35,340  | -13,562 | -11,519 | 28,101  | -7,642  | -2,996  | -9,536  | 10,128 | 43,882   |
| 2023    | -31,250  | -11,432 | -5,288  | 33,507  | -9,017  | -2,474  | -6,215  | 1,690  | 44,612   |
| 2024    | -44,692  | -13,657 | -4,712  | 25,643  | -7,962  | -1,693  | -4,854  | 2,808  | 64,218   |
| 2023. 7 | -2,692   | -1,068  | -221    | 2,906   | -361    | -234    | -598    | -45    | 3,499    |
| 8       | -1,020   | -892    | 55      | 3,834   | -270    | 38      | -776    | -316   | 2,090    |
| 9       | -1,370   | -961    | -230    | 2,917   | -542    | -98     | -262    | -68    | 1,238    |
| 10      | -4,727   | -1,199  | -71     | 3,002   | -714    | -411    | -6      | 54     | 3,129    |
| 11      | -6,239   | -1,153  | -111    | 3,901   | -517    | -455    | -98     | 93     | 2,922    |
| 12      | -3,817   | -933    | -314    | 4,233   | -1,302  | -717    | -2      | 217    | 3,512    |
| 2024. 1 | -765     | -1,063  | -316    | 3,373   | -710    | -530    | -189    | 281    | 4,954    |
| 2       | 3,134    | -366    | -1,232  | 3,071   | -957    | 137     | -1,142  | 141    | 4,972    |
| 3       | -1,237   | -1,004  | -1,483  | 3,237   | -1,042  | 338     | -786    | 125    | 3,226    |
| 4       | -5,842   | -1,346  | -745    | 2,621   | -659    | -277    | -198    | 197    | 5,756    |
| 5       | -5,883   | -1,204  | -415    | 1,445   | -420    | -109    | -402    | -75    | 6,224    |
| 6       | -5,558   | -1,192  | -208    | 1,196   | -486    | -499    | -293    | 43     | 6,490    |
| 7       | -5,440   | -1,506  | -90     | 1,917   | -536    | -611    | -423    | 720    | 7,186    |
| 8       | -3,848   | -1,460  | -93     | 1,785   | -647    | 96      | -577    | 498    | 6,234    |
| 9       | -4,300   | -1,127  | 43      | 1,809   | -478    | 614     | -349    | -37    | 4,659    |
| 10      | -6,280   | -1,388  | 1       | 1,555   | -521    | -253    | -198    | 384    | 5,831    |
| 11      | -5,716   | -809    | 10      | 1,011   | -605    | -209    | -106    | 524    | 4,627    |
| 12      | -2,957   | -1,192  | -184    | 2,623   | -901    | -390    | -191    | 7      | 4,059    |
| 0 - 4세  | -403     | -21     | 73      | 249     | -6      | -61     | -32     | 7      | 196      |
| 5 - 9   | 45       | 16      | 60      | 63      | -9      | 16      | -22     | 2      | -28      |
| 10 - 14 | 131      | 18      | 34      | 87      | -34     | 7       | -8      | -13    | -88      |
| 15 - 19 | 224      | 86      | 25      | 73      | 17      | 51      | -30     | 16     | -564     |
| 20 - 24 | 1,803    | 102     | -19     | 55      | -152    | -13     | -23     | -70    | 593      |
| 25 - 29 | 647      | -561    | -315    | 293     | -295    | -160    | 117     | 24     | 930      |
| 30 - 34 | -1,217   | -303    | -61     | 390     | -161    | -29     | 25      | 65     | 1,336    |
| 35 - 39 | -710     | -111    | 28      | 285     | -119    | -34     | -30     | -8     | 435      |
| 40 - 44 | -385     | -5      | 50      | 221     | -40     | -7      | -40     | -32    | 44       |
| 45 - 49 | -302     | -41     | -73     | 210     | -28     | -27     | -7      | -2     | -20      |
| 50 - 54 | -633     | -93     | 3       | 140     | -12     | -73     | -29     | 3      | 204      |
| 55 - 59 | -551     | -128    | -36     | 154     | -38     | -59     | -37     | -13    | 137      |
| 60 - 64 | -502     | -63     | -11     | 127     | -48     | -60     | -76     | 14     | 90       |
| 65 - 69 | -472     | -52     | -46     | 91      | -17     | 34      | -28     | -1     | 162      |
| 70 - 74 | -197     | -3      | 16      | 59      | 1       | 8       | 2       | 8      | 137      |
| 75 - 79 | -108     | 7       | 34      | 48      | 8       | -11     | -2      | 0      | 124      |
| 80세 이상  | -327     | -40     | 54      | 78      | 32      | 28      | 29      | 7      | 371      |

자료: 통계청 사회통계국 인구동향과

## 3. Net Migrants by Province

In person

| 강 원     | 충 북      | 충 남      | 전 북     | 전 남     | 경 북       | 경 남       | 제 주    |             |
|---------|----------|----------|---------|---------|-----------|-----------|--------|-------------|
| Gangwon | Chungbuk | Chungnam | Jeonbuk | Jeonnam | Gyeongbuk | Gyeongnam | Jeju   |             |
| Total   |          |          |         |         |           |           |        |             |
| 1,661   | 2,565    | -794     | -12,748 | -8,788  | -4,571    | -9,310    | 2,936  | 2019        |
| 5,457   | 3,454    | 741      | -8,494  | -9,754  | -16,978   | -16,658   | 3,378  | 2020        |
| 6,681   | 3,462    | 8,522    | -5,801  | -4,487  | 3,337     | -13,703   | 3,917  | 2021        |
| 7,494   | 5,201    | 14,314   | -5,115  | -345    | -7,666    | -18,547   | 3,148  | 2022        |
| -1,397  | 3,873    | 15,840   | -4,457  | -1,800  | -8,205    | -16,300   | -1,687 | 2023        |
| -2,527  | 3,245    | 14,664   | -6,060  | -3,988  | -8,003    | -9,069    | -3,361 | 2024        |
| -94     | 623      | 823      | -209    | -605    | -644      | -1,105    | 25     | 7. 2023     |
| 1       | 551      | 1,219    | -527    | -716    | -1,167    | -1,874    | -230   | 8           |
| -202    | 333      | 1,108    | -329    | -285    | -661      | -526      | -62    | 9           |
| -390    | 509      | 1,902    | -325    | -211    | -306      | -210      | -26    | 10          |
| -49     | 422      | 1,909    | 66      | 145     | -329      | -372      | -135   | 11          |
| -76     | -44      | 1,426    | -488    | 406     | -501      | -1,162    | -438   | 12          |
| -780    | -832     | 1,258    | -882    | -453    | -1,412    | -1,173    | -761   | 1. 2024     |
| -968    | -742     | 1,502    | -787    | -1,260  | -1,631    | -3,326    | -546   | 2           |
| 113     | 646      | 2,176    | -1,046  | -884    | -230      | -1,778    | -371   | 3           |
| 60      | 330      | 1,865    | -526    | -278    | 287       | -1,066    | -179   | 4           |
| -115    | 882      | 1,442    | -293    | -527    | 495       | -946      | -99    | 5           |
| 108     | 656      | 810      | -434    | -5      | -311      | -81       | -236   | 6           |
| -100    | 48       | 920      | -497    | -395    | -988      | -91       | -114   | 7           |
| -162    | -37      | 711      | -639    | -396    | -799      | -305      | -361   | 8           |
| -46     | 596      | 718      | -671    | 55      | -886      | -255      | -345   | 9           |
| -207    | 368      | 1,394    | 20      | -134    | -674      | 184       | -82    | 10          |
| -172    | 811      | 1,211    | -80     | 198     | -694      | 94        | -95    | 11          |
| -258    | 519      | 657      | -225    | 91      | -1,160    | -326      | -172   | 12          |
| -4      | 31       | -9       | 12      | -3      | -62       | 27        | 6      | 0 - 4 years |
| -16     | 28       | -16      | -36     | -18     | -99       | -11       | 25     | 5 - 9       |
| 2       | -19      | -33      | 17      | 16      | -27       | -70       | -20    | 10 - 14     |
| -23     | 58       | -19      | 20      | 58      | 27        | -40       | 21     | 15 - 19     |
| -238    | -218     | -59      | -204    | -233    | -730      | -499      | -95    | 20 - 24     |
| -38     | 30       | 159      | -276    | -98     | -234      | -199      | -24    | 25 - 29     |
| -43     | 124      | 35       | -6      | 19      | -156      | -12       | -6     | 30 - 34     |
| 40      | 62       | 73       | -29     | 88      | -53       | 89        | -6     | 35 - 39     |
| 11      | 76       | 49       | 0       | 12      | 1         | 16        | 29     | 40 - 44     |
| -16     | 55       | 45       | 64      | 71      | 23        | 73        | -25    | 45 - 49     |
| 7       | 114      | 97       | 65      | 101     | 77        | 48        | -19    | 50 - 54     |
| 59      | 78       | 121      | 44      | 104     | 73        | 118       | -26    | 55 - 59     |
| 30      | 69       | 111      | 52      | 120     | 76        | 92        | -21    | 60 - 64     |
| -17     | 43       | 103      | 56      | -1      | 77        | 49        | 19     | 65 - 69     |
| 10      | 14       | -8       | 25      | -31     | -32       | 8         | -17    | 70 - 74     |
| -3      | -15      | 7        | 13      | -35     | -62       | -5        | 0      | 75 - 79     |
| -19     | -11      | 1        | -42     | -79     | -59       | -10       | -13    | 80 and over |

Source: Statistics Korea.

## 3. 시도별 순이동(계속)

단위: 명

|         | 서 울     | 부 산     | 대 구     | 인 천     | 광 주     | 대 전     | 울 산    | 세 종    | 경 기      |
|---------|---------|---------|---------|---------|---------|---------|--------|--------|----------|
|         | Seoul   | Busan   | Daegu   | Incheon | Gwangju | Daejeon | Ulsan  | Sejong | Gyeonggi |
|         | 남 자     |         |         |         |         |         |        |        |          |
| 2019    | -33,562 | -13,717 | -13,492 | -1,282  | -2,069  | -8,020  | -5,114 | 11,700 | 71,566   |
| 2020    | -41,379 | -9,412  | -10,103 | -8,160  | -2,930  | -5,712  | -6,575 | 6,607  | 88,165   |
| 2021    | -58,722 | -10,734 | -12,984 | 5,839   | -3,162  | -4,585  | -7,021 | 7,116  | 79,302   |
| 2022    | -22,207 | -8,457  | -7,117  | 14,146  | -4,106  | -1,464  | -4,966 | 4,923  | 23,772   |
| 2023    | -20,920 | -6,727  | -4,037  | 16,489  | -4,709  | -1,052  | -2,474 | 567    | 21,869   |
| 2024    | -26,467 | -7,664  | -3,257  | 12,201  | -3,969  | -1,045  | -1,655 | 1,252  | 30,224   |
| 2023. 7 | -1,472  | -569    | -204    | 1,446   | -241    | -131    | -278   | -35    | 1,762    |
| 8       | -1,077  | -419    | -47     | 1,994   | -270    | 101     | -480   | -204   | 1,141    |
| 9       | -983    | -564    | -147    | 1,429   | -240    | -88     | -48    | -28    | 438      |
| 10      | -2,737  | -688    | -118    | 1,462   | -294    | -154    | 86     | 1      | 1,337    |
| 11      | -3,212  | -527    | -151    | 1,916   | -233    | -188    | -46    | 65     | 1,167    |
| 12      | -2,166  | -549    | -268    | 1,986   | -587    | -423    | 111    | 109    | 1,499    |
| 2024. 1 | -896    | -816    | -226    | 1,613   | -381    | -228    | -32    | 114    | 2,600    |
| 2       | 540     | -242    | -744    | 1,381   | -516    | -9      | -431   | 76     | 2,476    |
| 3       | -1,504  | -560    | -815    | 1,625   | -479    | 121     | -249   | 30     | 1,537    |
| 4       | -3,421  | -907    | -590    | 1,319   | -321    | -63     | -34    | 130    | 2,789    |
| 5       | -3,379  | -607    | -252    | 642     | -246    | -55     | -139   | -116   | 2,927    |
| 6       | -3,009  | -653    | -166    | 623     | -231    | -342    | -123   | 46     | 2,984    |
| 7       | -3,015  | -783    | -266    | 805     | -289    | -354    | -161   | 331    | 3,649    |
| 8       | -2,043  | -771    | -54     | 868     | -315    | 39      | -311   | 257    | 2,971    |
| 9       | -2,202  | -580    | -5      | 892     | -219    | 286     | -125   | -29    | 2,129    |
| 10      | -3,096  | -674    | -2      | 617     | -307    | -113    | -45    | 187    | 2,440    |
| 11      | -2,738  | -435    | 20      | 616     | -184    | -80     | -72    | 260    | 1,680    |
| 12      | -1,704  | -636    | -157    | 1,200   | -481    | -247    | 67     | -34    | 2,042    |
| 0 - 4세  | -218    | 1       | 30      | 133     | -7      | -28     | -19    | 5      | 91       |
| 5 - 9   | 38      | 11      | 31      | 25      | -12     | 7       | -11    | -12    | -26      |
| 10 - 14 | 68      | 5       | 32      | 34      | -23     | 6       | -3     | -2     | -54      |
| 15 - 19 | 5       | 37      | 10      | 35      | 7       | 1       | 0      | 9      | -229     |
| 20 - 24 | 639     | 22      | 19      | -14     | -39     | 11      | 27     | -38    | 351      |
| 25 - 29 | 465     | -310    | -191    | 134     | -187    | -89     | 134    | -6     | 609      |
| 30 - 34 | -579    | -132    | -9      | 218     | -70     | -3      | 36     | 40     | 680      |
| 35 - 39 | -363    | -60     | 17      | 143     | -61     | -29     | -16    | 13     | 186      |
| 40 - 44 | -263    | 10      | 10      | 122     | -26     | -11     | -7     | -21    | 65       |
| 45 - 49 | -161    | -9      | -58     | 94      | -18     | -21     | -4     | -14    | -42      |
| 50 - 54 | -344    | -42     | -18     | 57      | 5       | -41     | -11    | 8      | 100      |
| 55 - 59 | -241    | -73     | -11     | 65      | -9      | -28     | -9     | -25    | -36      |
| 60 - 64 | -294    | -44     | -20     | 59      | -52     | -28     | -42    | -6     | 35       |
| 65 - 69 | -221    | -35     | -28     | 30      | -17     | -3      | -23    | 10     | 68       |
| 70 - 74 | -81     | -25     | 4       | 19      | 1       | 9       | 9      | 3      | 54       |
| 75 - 79 | -70     | 2       | 21      | 19      | 7       | -4      | -3     | -7     | 59       |
| 80세 이상  | -84     | 6       | 4       | 27      | 20      | 4       | 9      | 9      | 131      |



## 3. Net Migrants by Province (Cont'd)

In person

| 강 원     | 충 북      | 충 남      | 전 북     | 전 남     | 경 북       | 경 남       | 제 주    |             |
|---------|----------|----------|---------|---------|-----------|-----------|--------|-------------|
| Gangwon | Chungbuk | Chungnam | Jeonbuk | Jeonnam | Gyeongbuk | Gyeongnam | Jeju   |             |
| Male    |          |          |         |         |           |           |        |             |
| 1,244   | 2,668    | 1,376    | -6,098  | -2,035  | -823      | -3,711    | 1,369  | 2019        |
| 3,787   | 2,866    | 2,911    | -3,751  | -2,867  | -7,397    | -7,329    | 1,279  | 2020        |
| 3,382   | 2,680    | 5,901    | -2,367  | -1,632  | 2,376     | -6,869    | 1,480  | 2021        |
| 3,804   | 4,234    | 9,063    | -2,012  | 419     | -2,556    | -8,853    | 1,377  | 2022        |
| -218    | 2,820    | 9,982    | -1,593  | 354     | -1,931    | -7,672    | -748   | 2023        |
| -1,199  | 2,472    | 9,097    | -2,221  | -1,156  | -2,029    | -2,864    | -1,720 | 2024        |
| -103    | 417      | 648      | -120    | -271    | -217      | -642      | 10     | 7. 2023     |
| 57      | 267      | 743      | -169    | -190    | -414      | -876      | -157   | 8           |
| -5      | 106      | 672      | -95     | -109    | -83       | -241      | -14    | 9           |
| -184    | 322      | 1,127    | -123    | 17      | 72        | -103      | -23    | 10          |
| -60     | 250      | 1,145    | 48      | 148     | -77       | -210      | -35    | 11          |
| -21     | 40       | 930      | -183    | 369     | -218      | -433      | -196   | 12          |
| -504    | -400     | 954      | -400    | -217    | -499      | -372      | -310   | 1. 2024     |
| -381    | -273     | 1,046    | -284    | -442    | -514      | -1,411    | -272   | 2           |
| 118     | 449      | 1,348    | -492    | -256    | 174       | -776      | -271   | 3           |
| 119     | 253      | 1,084    | -310    | 22      | 444       | -452      | -62    | 4           |
| 5       | 531      | 920      | -78     | -139    | 384       | -381      | -17    | 5           |
| 62      | 420      | 398      | -98     | 20      | 27        | 112       | -70    | 6           |
| -95     | 81       | 644      | -128    | -200    | -321      | 187       | -85    | 7           |
| -72     | -6       | 324      | -282    | -139    | -222      | -66       | -178   | 8           |
| -2      | 324      | 486      | -326    | 33      | -385      | -33       | -244   | 9           |
| -112    | 258      | 801      | 126     | 78      | -336      | 178       | 0      | 10          |
| -182    | 392      | 758      | 6       | 21      | -182      | 179       | -59    | 11          |
| -155    | 443      | 334      | 45      | 63      | -599      | -29       | -152   | 12          |
| 9       | 2        | -19      | 13      | 0       | -22       | 23        | 6      | 0 - 4 years |
| -19     | 27       | 4        | -17     | -1      | -45       | -3        | 3      | 5 - 9       |
| 3       | -15      | -22      | 12      | 8       | -14       | -23       | -12    | 10 - 14     |
| -3      | 39       | -11      | 1       | 54      | -2        | 36        | 11     | 15 - 19     |
| -90     | -40      | 4        | -43     | -132    | -355      | -274      | -48    | 20 - 24     |
| -86     | 14       | 68       | -119    | -71     | -219      | -108      | -38    | 25 - 29     |
| -56     | 57       | -9       | -5      | -18     | -164      | 14        | 0      | 30 - 34     |
| 36      | 55       | 11       | 9       | 21      | -3        | 53        | -12    | 35 - 39     |
| 1       | 74       | 25       | -2      | 11      | 11        | -3        | 4      | 40 - 44     |
| -2      | 45       | 39       | 56      | 52      | 20        | 23        | 0      | 45 - 49     |
| -9      | 47       | 51       | 40      | 51      | 80        | 45        | -19    | 50 - 54     |
| 32      | 59       | 69       | 44      | 43      | 60        | 76        | -16    | 55 - 59     |
| 36      | 53       | 68       | 19      | 86      | 61        | 80        | -11    | 60 - 64     |
| -6      | 43       | 55       | 31      | 32      | 41        | 21        | 2      | 65 - 69     |
| 3       | 11       | -2       | 17      | -14     | -13       | 16        | -11    | 70 - 74     |
| 13      | -7       | 7        | 2       | -18     | -21       | 4         | -4     | 75 - 79     |
| -17     | -21      | -4       | -13     | -41     | -14       | -9        | -7     | 80 and over |

## 3. 시도별 순이동(계속)

단위: 명

|         | 서 울     | 부 산    | 대 구     | 인 천     | 광 주     | 대 전     | 울 산    | 세 종    | 경 기      |
|---------|---------|--------|---------|---------|---------|---------|--------|--------|----------|
|         | Seoul   | Busan  | Daegu   | Incheon | Gwangju | Daejeon | Ulsan  | Sejong | Gyeonggi |
|         | 여 자     |        |         |         |         |         |        |        |          |
| 2019    | -16,026 | -9,637 | -10,181 | -1,055  | -1,806  | -8,322  | -5,058 | 12,024 | 63,100   |
| 2020    | -23,471 | -4,935 | -6,732  | -7,588  | -3,153  | -5,385  | -7,009 | 6,418  | 80,208   |
| 2021    | -47,521 | -8,169 | -11,335 | 5,584   | -2,721  | -4,346  | -6,653 | 6,969  | 71,215   |
| 2022    | -13,133 | -5,105 | -4,402  | 13,955  | -3,536  | -1,532  | -4,570 | 5,205  | 20,110   |
| 2023    | -10,330 | -4,705 | -1,251  | 17,018  | -4,308  | -1,422  | -3,741 | 1,123  | 22,743   |
| 2024    | -18,225 | -5,993 | -1,455  | 13,442  | -3,993  | -648    | -3,199 | 1,556  | 33,994   |
| 2023. 7 | -1,220  | -499   | -17     | 1,460   | -120    | -103    | -320   | -10    | 1,737    |
| 8       | 57      | -473   | 102     | 1,840   | 0       | -63     | -296   | -112   | 949      |
| 9       | -387    | -397   | -83     | 1,488   | -302    | -10     | -214   | -40    | 800      |
| 10      | -1,990  | -511   | 47      | 1,540   | -420    | -257    | -92    | 53     | 1,792    |
| 11      | -3,027  | -626   | 40      | 1,985   | -284    | -267    | -52    | 28     | 1,755    |
| 12      | -1,651  | -384   | -46     | 2,247   | -715    | -294    | -113   | 108    | 2,013    |
| 2024. 1 | 131     | -247   | -90     | 1,760   | -329    | -302    | -157   | 167    | 2,354    |
| 2       | 2,594   | -124   | -488    | 1,690   | -441    | 146     | -711   | 65     | 2,496    |
| 3       | 267     | -444   | -668    | 1,612   | -563    | 217     | -537   | 95     | 1,689    |
| 4       | -2,421  | -439   | -155    | 1,302   | -338    | -214    | -164   | 67     | 2,967    |
| 5       | -2,504  | -597   | -163    | 803     | -174    | -54     | -263   | 41     | 3,297    |
| 6       | -2,549  | -539   | -42     | 573     | -255    | -157    | -170   | -3     | 3,506    |
| 7       | -2,425  | -723   | 176     | 1,112   | -247    | -257    | -262   | 389    | 3,537    |
| 8       | -1,805  | -689   | -39     | 917     | -332    | 57      | -266   | 241    | 3,263    |
| 9       | -2,098  | -547   | 48      | 917     | -259    | 328     | -224   | -8     | 2,530    |
| 10      | -3,184  | -714   | 3       | 938     | -214    | -140    | -153   | 197    | 3,391    |
| 11      | -2,978  | -374   | -10     | 395     | -421    | -129    | -34    | 264    | 2,947    |
| 12      | -1,253  | -556   | -27     | 1,423   | -420    | -143    | -258   | 41     | 2,017    |
| 0 - 4세  | -185    | -22    | 43      | 116     | 1       | -33     | -13    | 2      | 105      |
| 5 - 9   | 7       | 5      | 29      | 38      | 3       | 9       | -11    | 14     | -2       |
| 10 - 14 | 63      | 13     | 2       | 53      | -11     | 1       | -5     | -11    | -34      |
| 15 - 19 | 219     | 49     | 15      | 38      | 10      | 50      | -30    | 7      | -335     |
| 20 - 24 | 1,164   | 80     | -38     | 69      | -113    | -24     | -50    | -32    | 242      |
| 25 - 29 | 182     | -251   | -124    | 159     | -108    | -71     | -17    | 30     | 321      |
| 30 - 34 | -638    | -171   | -52     | 172     | -91     | -26     | -11    | 25     | 656      |
| 35 - 39 | -347    | -51    | 11      | 142     | -58     | -5      | -14    | -21    | 249      |
| 40 - 44 | -122    | -15    | 40      | 99      | -14     | 4       | -33    | -11    | -21      |
| 45 - 49 | -141    | -32    | -15     | 116     | -10     | -6      | -3     | 12     | 22       |
| 50 - 54 | -289    | -51    | 21      | 83      | -17     | -32     | -18    | -5     | 104      |
| 55 - 59 | -310    | -55    | -25     | 89      | -29     | -31     | -28    | 12     | 173      |
| 60 - 64 | -208    | -19    | 9       | 68      | 4       | -32     | -34    | 20     | 55       |
| 65 - 69 | -251    | -17    | -18     | 61      | 0       | 37      | -5     | -11    | 94       |
| 70 - 74 | -116    | 22     | 12      | 40      | 0       | -1      | -7     | 5      | 83       |
| 75 - 79 | -38     | 5      | 13      | 29      | 1       | -7      | 1      | 7      | 65       |
| 80세 이상  | -243    | -46    | 50      | 51      | 12      | 24      | 20     | -2     | 240      |

## 3. Net Migrants by Province (Cont'd)

In person

| 강 원     | 충 북      | 충 남      | 전 북     | 전 남     | 경 북       | 경 남       | 제 주    |             |
|---------|----------|----------|---------|---------|-----------|-----------|--------|-------------|
| Gangwon | Chungbuk | Chungnam | Jeonbuk | Jeonnam | Gyeongbuk | Gyeongnam | Jeju   |             |
| Female  |          |          |         |         |           |           |        |             |
| 417     | -103     | -2,170   | -6,650  | -6,753  | -3,748    | -5,599    | 1,567  | 2019        |
| 1,670   | 588      | -2,170   | -4,743  | -6,887  | -9,581    | -9,329    | 2,099  | 2020        |
| 3,299   | 782      | 2,621    | -3,434  | -2,855  | 961       | -6,834    | 2,437  | 2021        |
| 3,690   | 967      | 5,251    | -3,103  | -764    | -5,110    | -9,694    | 1,771  | 2022        |
| -1,179  | 1,053    | 5,858    | -2,864  | -2,154  | -6,274    | -8,628    | -939   | 2023        |
| -1,328  | 773      | 5,567    | -3,839  | -2,832  | -5,974    | -6,205    | -1,641 | 2024        |
| 9       | 206      | 175      | -89     | -334    | -427      | -463      | 15     | 7. 2023     |
| -56     | 284      | 476      | -358    | -526    | -753      | -998      | -73    | 8           |
| -197    | 227      | 436      | -234    | -176    | -578      | -285      | -48    | 9           |
| -206    | 187      | 775      | -202    | -228    | -378      | -107      | -3     | 10          |
| 11      | 172      | 764      | 18      | -3      | -252      | -162      | -100   | 11          |
| -55     | -84      | 496      | -305    | 37      | -283      | -729      | -242   | 12          |
| -276    | -432     | 304      | -482    | -236    | -913      | -801      | -451   | 1. 2024     |
| -587    | -469     | 456      | -503    | -818    | -1,117    | -1,915    | -274   | 2           |
| -5      | 197      | 828      | -554    | -628    | -404      | -1,002    | -100   | 3           |
| -59     | 77       | 781      | -216    | -300    | -157      | -614      | -117   | 4           |
| -120    | 351      | 522      | -215    | -388    | 111       | -565      | -82    | 5           |
| 46      | 236      | 412      | -336    | -25     | -338      | -193      | -166   | 6           |
| -5      | -33      | 276      | -369    | -195    | -667      | -278      | -29    | 7           |
| -90     | -31      | 387      | -357    | -257    | -577      | -239      | -183   | 8           |
| -44     | 272      | 232      | -345    | 22      | -501      | -222      | -101   | 9           |
| -95     | 110      | 593      | -106    | -212    | -338      | 6         | -82    | 10          |
| 10      | 419      | 453      | -86     | 177     | -512      | -85       | -36    | 11          |
| -103    | 76       | 323      | -270    | 28      | -561      | -297      | -20    | 12          |
| -13     | 29       | 10       | -1      | -3      | -40       | 4         | 0      | 0 - 4 years |
| 3       | 1        | -20      | -19     | -17     | -54       | -8        | 22     | 5 - 9       |
| -1      | -4       | -11      | 5       | 8       | -13       | -47       | -8     | 10 - 14     |
| -20     | 19       | -8       | 19      | 4       | 29        | -76       | 10     | 15 - 19     |
| -148    | -178     | -63      | -161    | -101    | -375      | -225      | -47    | 20 - 24     |
| 48      | 16       | 91       | -157    | -27     | -15       | -91       | 14     | 25 - 29     |
| 13      | 67       | 44       | -1      | 37      | 8         | -26       | -6     | 30 - 34     |
| 4       | 7        | 62       | -38     | 67      | -50       | 36        | 6      | 35 - 39     |
| 10      | 2        | 24       | 2       | 1       | -10       | 19        | 25     | 40 - 44     |
| -14     | 10       | 6        | 8       | 19      | 3         | 50        | -25    | 45 - 49     |
| 16      | 67       | 46       | 25      | 50      | -3        | 3         | 0      | 50 - 54     |
| 27      | 19       | 52       | 0       | 61      | 13        | 42        | -10    | 55 - 59     |
| -6      | 16       | 43       | 33      | 34      | 15        | 12        | -10    | 60 - 64     |
| -11     | 0        | 48       | 25      | -33     | 36        | 28        | 17     | 65 - 69     |
| 7       | 3        | -6       | 8       | -17     | -19       | -8        | -6     | 70 - 74     |
| -16     | -8       | 0        | 11      | -17     | -41       | -9        | 4      | 75 - 79     |
| -2      | 10       | 5        | -29     | -38     | -45       | -1        | -6     | 80 and over |



## Ⅱ. 노동

Labor

|  |    |
|--|----|
| 1. 경제활동인구 총괄                             | 31 |
| 2. 연령계층별 경제활동인구                          | 34 |
| 3. 연령계층별 비경제활동인구                         | 37 |
| 4. 실업률                                   | 38 |
| 5. 연령계층별 실업률                             | 39 |
| 6. 활동상태별 비경제활동인구                         | 40 |
| 7. 직업별 취업자                               | 42 |
| 8. 산업별 취업자                               | 46 |
| 9. 종사상 지위별 취업자                           | 48 |
| 10. 취업시간별 취업자                            | 50 |
| 11. 성 및 교육정도별 실업자                        | 53 |
| 12. 산업별 상용근로자 월평균 임금 및 근로일수(10인 이상)      | 54 |
| 13. 광업 및 제조업 상용근로자 월평균 임금 및 근로일수(10인 이상) | 56 |
| 14. 노동생산성지수(산업생산기준)                      | 60 |
| 15. 노동생산성지수(부가가치기준)                      | 62 |

## 주요 용어 해설 (Explanation of Terms)

### II-1. 경제활동인구(Economically active population)

- 만 15세 이상 인구 중 조사대상 기간에 상품이나 서비스를 생산하기 위하여 실제로 수입이 있는 일을 한 취업자와 일을 하지 않았으나 그 일을 즉시 하려고 구직활동을 하는 실업자를 합한 인구

### II-1. 취업자(Employed person)

- 수입을 목적으로 일한 사람. 15세 이상 인구 중 조사대상기간에 ① 수입을 목적으로 1시간 이상 일한 사람, ② 같은 가구 내 가구원이 운영하는 사업체나 농장의 수입을 위해 18시간 이상 무급으로 일한 사람(무급가족종사자), ③ 직업이나 사업체를 가지고 있는데도 일시적 병, 사고, 연·휴가, 교육 등의 사유로 일하지 못하였으나 이들 사유가 해소되면 다시 일할 수 있는 사람(일시휴직자)

### II-1. 실업자(Unemployed person)

- 일할 의사와 능력이 있고 구직활동을 하였으나 수입 있는 일을 하지 못한 자. 15세 이상 인구 중 ① 조사대상기간에 수입이 있는 일을 하지 않았고, ② 지난 4주간 적극적으로 구직활동을 하였으며, ③ 조사대상기간에 일이 주어지면 즉시 취업이 가능한 사람

### II-1. 비경제활동인구(Economically inactive population)

- 만 15세 이상 인구 중 조사대상 주간에 취업도 실업도 아닌 상태에 있는 사람

### II-1. 경제활동참가율(Labor force participation rate)

- 만 15세 이상 인구 중 경제활동인구(취업자+실업자)가 차지하는 비율  

$$\left( \frac{\text{경제활동인구}}{\text{만15세이상인구}} \right) \times 100$$

### II-1. 고용률(Employment rate)

- 만 15세 이상 인구 중 취업자가 차지하는 비율  $\left( \frac{\text{취업자수}}{\text{15세이상인구}} \right) \times 100$

### II-1. 실업률(Unemployment rate)

- 경제활동인구(취업자+실업자)에서 실업자가 차지하는 비율  $\left( \frac{\text{실업자}}{\text{경제활동인구}} \right) \times 100$

### II-9. 종사상의 지위(Status of worker)

- 취업자가 실제로 일하고 있는 신분 내지 지위상태를 말함. 상용근로자, 임시근로자, 일용근로자, 고용원이 있는 자영업자, 고용원이 없는 자영업자, 무급가족종사자 등으로 구분함

II-9. 자영업자(Self employed)

- 법인화되지 않은 개인사업체를 소유하며 자기의 책임 아래 사업체를 직접 경영하는 자로 법인사업체의 대표자는 자영업자가 아님

II-9. 무급가족종사자(Unpaid family worker)

- 자영업자의 가족이나 친인척(같은 가구 내로 한정하지 않음)으로서 임금을 받지 않고 해당 사업체 정규 근로시간의 3분의 1 이상을 종사하는 사람

II-9. 상용근로자(Regular employee)

- 임금근로자 중 개인, 가구, 사업체와 1년 이상의 고용계약을 맺은 사람 또는 일정한 기간의 고용계약을 하지 않았으나 정해진 채용절차에 따라 입사하여 인사관리규정을 적용받거나 상여금, 퇴직금 등 각종 수혜를 받는 사람

II-9. 임시근로자(Temporary employee)

- 임금근로자 중 고용계약기간이 1개월 이상 1년 미만인 사람 또는 일정한 고용계약을 하지 않았으나 1개월 이상 1년 미만의 기간 동안 사업완료의 필요에 의해 고용된 사람

II-9. 일용근로자(Daily worker)

- 임금근로자중 개인, 가구, 사업체와 1개월 미만의 고용계약을 맺은 사람 또는 일일단위로 고용되어 근로 대가를 일급이나 일당제로 받고 있는 사람

II-12. 임금(Earnings)

- 사용자가 근로의 대가로 근로자에게 임금, 봉급 기타 여하한 명칭으로든지 지급하는 일체의 금품

II-12. 월평균 근로일수(Average monthly days worked)

- 실제 근로일수를 근로자수로 나누어 계산함  
$$\text{총실근로일수} \div \{(\text{전월말근로자수} + \text{당월말근로자수}) \div 2\}$$

II-14. 노동생산성지수(Labor productivity index)

- 노동투입 단위(노동자 또는 노동시간)당 산출량을 의미

생산성은 생산과정에서 투입되는 자본, 노동 등 요소투입(input)과 산출물(output) 간의 관계를 나타내는 비율로서, 투입요소 한 단위가 산출한 산출물(생산량 또는 부가가치)로 정의됨. 생산성이 향상(증가) 되었다는 것은 동일한 투입으로 더 많은 산출물(생산량 또는 부가가치)을 얻거나, 또는 동일한 산출물(생산량 또는 부가가치)을 보다 적은 투입으로 얻는 것을 의미함





# 1. 경제활동인구 총괄

## Summary Table of Economically Active Population

단위: 1,000명

In thousand persons

|              | 15세이상인구 <sup>1)</sup> Population 15 years and over |        |                         |       |  | 경제활동<br>참 가 율<br>(%)<br>Labor force<br>participation<br>rate | 고용률<br>(%)<br>Employment<br>rate | 실업률<br>(%)<br>Unemployment<br>rate |
|--------------|--|--------|-------------------------|-------|--|--|----------------------------------|------------------------------------|
|              | 경 제 활 동 인 구<br>Economically active population      |        |                         |       | 비경제활동<br>인 구<br>Economically<br>inactive<br>population |  |                                  |                                    |
|              | 취업자<br>Employed pason                              |        | 실업자<br>Unemployed pason |       |  |  |                                  |                                    |
|              |  |        |                         |       |  |  |                                  |                                    |
|              | 총 수 Total  |        |                         |       |  |  |                                  |                                    |
| 2020         | 44,785   | 28,012 | 26,904                  | 1,108 | 16,773   | 62.5   | 60.1                             | 4.0                                |
| 2021         | 45,080   | 28,310 | 27,273                  | 1,037 | 16,770   | 62.8   | 60.5                             | 3.7                                |
| 2022         | 45,260   | 28,922 | 28,089                  | 833   | 16,339   | 63.9   | 62.1                             | 2.9                                |
| 2023         | 45,407   | 29,203 | 28,416                  | 787   | 16,204   | 64.3   | 62.6                             | 2.7                                |
| 2024         | 45,570   | 29,399 | 28,576                  | 823   | 16,172   | 64.5   | 62.7                             | 2.8                                |
| 2023. 6      | 45,383   | 29,618 | 28,812                  | 807   | 15,765   | 65.3   | 63.5                             | 2.7                                |
| 7            | 45,399   | 29,493 | 28,686                  | 807   | 15,907   | 65.0   | 63.2                             | 2.7                                |
| 8            | 45,415   | 29,251 | 28,678                  | 573   | 16,163   | 64.4   | 63.1                             | 2.0                                |
| 9            | 45,431   | 29,359 | 28,698                  | 661   | 16,071   | 64.6   | 63.2                             | 2.3                                |
| 10           | 45,452   | 29,390 | 28,764                  | 627   | 16,062   | 64.7   | 63.3                             | 2.1                                |
| 11           | 45,476   | 29,375 | 28,698                  | 677   | 16,101   | 64.6   | 63.1                             | 2.3                                |
| 12           | 45,505   | 29,037 | 28,093                  | 944   | 16,468   | 63.8   | 61.7                             | 3.3                                |
| 2024. 1      | 45,514   | 28,815 | 27,743                  | 1,072 | 16,699   | 63.3   | 61.0                             | 3.7                                |
| 2            | 45,525   | 28,957 | 28,043                  | 915   | 16,568   | 63.6   | 61.6                             | 3.2                                |
| 3            | 45,529   | 29,288 | 28,396                  | 892   | 16,242   | 64.3   | 62.4                             | 3.0                                |
| 4            | 45,539   | 29,578 | 28,693                  | 885   | 15,961   | 65.0   | 63.0                             | 3.0                                |
| 5            | 45,543   | 29,799 | 28,915                  | 884   | 15,744   | 65.4   | 63.5                             | 3.0                                |
| 6            | 45,550   | 29,764 | 28,907                  | 857   | 15,786   | 65.3   | 63.5                             | 2.9                                |
| 7            | 45,590   | 29,594 | 28,857                  | 737   | 15,996   | 64.9   | 63.3                             | 2.5                                |
| 8            | 45,576   | 29,365 | 28,801                  | 564   | 16,211   | 64.4   | 63.2                             | 1.9                                |
| 9            | 45,590   | 29,464 | 28,842                  | 622   | 16,125   | 64.6   | 63.3                             | 2.1                                |
| 10           | 45,607   | 29,525 | 28,847                  | 678   | 16,082   | 64.7   | 63.3                             | 2.3                                |
| 11           | 45,628   | 29,477 | 28,821                  | 656   | 16,151   | 64.6   | 63.2                             | 2.2                                |
| 12           | 45,653   | 29,156 | 28,041                  | 1,115 | 16,498   | 63.9   | 61.4                             | 3.8                                |
|              | 시 도 별 By province                                  |        |                         |       |  |  |                                  |                                    |
| 서울 Seoul     | 8,468  | 5,370  | 5,180                   | 190   | 3,099  | 63.4   | 61.2                             | 3.5                                |
| 부산 Busan     | 2,915  | 1,729  | 1,654                   | 75    | 1,186  | 59.3   | 56.7                             | 4.3                                |
| 대구 Daegu     | 2,096  | 1,234  | 1,190                   | 44    | 862  | 58.9   | 56.8                             | 3.5                                |
| 인천 Incheon   | 2,692  | 1,776  | 1,698                   | 78    | 917  | 65.9   | 63.1                             | 4.4                                |
| 광주 Gwangju   | 1,278  | 784    | 742                     | 42    | 494  | 61.3   | 58.1                             | 5.3                                |
| 대전 Daejeon   | 1,304  | 811    | 776                     | 35    | 492  | 62.2   | 59.5                             | 4.4                                |
| 울산 Ulsan     | 958  | 593    | 567                     | 26    | 365  | 61.9   | 59.2                             | 4.3                                |
| 세종 Sejong    | 324  | 215    | 211                     | 4     | 108  | 66.5   | 65.3                             | 1.9                                |
| 경기 Gyeonggi  | 12,129   | 7,880  | 7,667                   | 214   | 4,249  | 65.0   | 63.2                             | 2.7                                |
| 강원 Gangwon   | 1,327  | 826    | 768                     | 58    | 501  | 62.2   | 57.8                             | 7.1                                |
| 충북 Chungbuk  | 1,446  | 957    | 927                     | 30    | 489  | 66.2   | 64.1                             | 3.1                                |
| 충남 Chungnam  | 1,964  | 1,288  | 1,251                   | 37    | 676  | 65.6   | 63.7                             | 2.9                                |
| 전북 Jeonbuk   | 1,547  | 996    | 924                     | 71    | 551  | 64.4   | 59.8                             | 7.2                                |
| 전남 Jeonnam   | 1,517  | 1,026  | 966                     | 60    | 492  | 67.6   | 63.7                             | 5.8                                |
| 경북 Gyeongbuk | 2,283  | 1,473  | 1,413                   | 59    | 810  | 64.5   | 61.9                             | 4.0                                |
| 경남 Gyeongnam | 2,830  | 1,790  | 1,715                   | 74    | 1,040  | 63.2   | 60.6                             | 4.1                                |
| 제주 Jeju      | 577  | 410    | 393                     | 18    | 167  | 71.1   | 68.1                             | 4.3                                |

주: 1) 군인, 의무경찰, 사회복지무원, 형이 확정된 교도소 수감자 등은 제외됨  
 자료: 통계청 사회통계국 고용통계과

Note: 1) Soldiers, auxiliary police, defence corps, prisoners are excluded.  
 Source: Statistics Korea.

## 1. 경제활동인구 총괄(계속)

단위: 1,000명

|         | 15세이상인구 <sup>1)</sup> Population 15 years and over |        |                         |  | 경제활동<br>참 가 율<br>(%)<br>Labor force<br>participation<br>rate | 고용률<br>(%)<br>Employment<br>rate | 실업률<br>(%)<br>Unemployment<br>rate |     |
|---------|--|--------|-------------------------|--|--|----------------------------------|------------------------------------|-----|
|         | 경 제 활 동 인 구<br>Economically active population      |        |                         | 비경제활동<br>인 구<br>Economically<br>inactive<br>population |  |                                  |                                    |     |
|         | 취업자<br>Employed person                             |        | 실업자<br>Unemployed pason |  |  |                                  |                                    |     |
|         |  |        |                         |  |  |                                  |                                    |     |
|         | 남 자 Male   |        |                         |  |  |                                  |                                    |     |
| 2020    | 22,035   | 16,005 | 15,381                  | 624  | 6,030  | 72.6                             | 69.8                               | 3.9 |
| 2021    | 22,198   | 16,124 | 15,548                  | 576  | 6,074  | 72.6                             | 70.0                               | 3.6 |
| 2022    | 22,273   | 16,376 | 15,928                  | 447  | 5,897  | 73.5                             | 71.5                               | 2.7 |
| 2023    | 22,362   | 16,386 | 15,952                  | 434  | 5,976  | 73.3                             | 71.3                               | 2.6 |
| 2024    | 22,459   | 16,375 | 15,924                  | 452  | 6,084  | 72.9                             | 70.9                               | 2.8 |
| 2023. 6 | 22,347   | 16,556 | 16,110                  | 446  | 5,792  | 74.1                             | 72.1                               | 2.7 |
| 7       | 22,357   | 16,500 | 16,044                  | 456  | 5,857  | 73.8                             | 71.8                               | 2.8 |
| 8       | 22,364   | 16,392 | 16,073                  | 319  | 5,972  | 73.3                             | 71.9                               | 1.9 |
| 9       | 22,372   | 16,458 | 16,084                  | 374  | 5,914  | 73.6                             | 71.9                               | 2.3 |
| 10      | 22,386   | 16,472 | 16,096                  | 376  | 5,914  | 73.6                             | 71.9                               | 2.3 |
| 11      | 22,403   | 16,449 | 16,055                  | 393  | 5,954  | 73.4                             | 71.7                               | 2.4 |
| 12      | 22,424   | 16,308 | 15,831                  | 477  | 6,116  | 72.7                             | 70.6                               | 2.9 |
| 2024. 1 | 22,429   | 16,195 | 15,651                  | 544  | 6,234  | 72.2                             | 69.8                               | 3.4 |
| 2       | 22,435   | 16,237 | 15,741                  | 497  | 6,198  | 72.4                             | 70.2                               | 3.1 |
| 3       | 22,436   | 16,377 | 15,866                  | 511  | 6,058  | 73.0                             | 70.7                               | 3.1 |
| 4       | 22,440   | 16,469 | 15,962                  | 507  | 5,972  | 73.4                             | 71.1                               | 3.1 |
| 5       | 22,440   | 16,593 | 16,071                  | 522  | 5,847  | 73.9                             | 71.6                               | 3.1 |
| 6       | 22,442   | 16,555 | 16,066                  | 490  | 5,887  | 73.8                             | 71.6                               | 3.0 |
| 7       | 22,477   | 16,433 | 16,015                  | 418  | 6,044  | 73.1                             | 71.3                               | 2.5 |
| 8       | 22,458   | 16,322 | 16,003                  | 319  | 6,136  | 72.7                             | 71.3                               | 2.0 |
| 9       | 22,466   | 16,348 | 16,001                  | 348  | 6,118  | 72.8                             | 71.2                               | 2.1 |
| 10      | 22,479   | 16,381 | 15,982                  | 399  | 6,098  | 72.9                             | 71.1                               | 2.4 |
| 11      | 22,495   | 16,383 | 16,022                  | 362  | 6,112  | 72.8                             | 71.2                               | 2.2 |
| 12      | 22,515   | 16,211 | 15,704                  | 507  | 6,304  | 72.0                             | 69.8                               | 3.1 |
|         | 여 자 Female   |        |                         |  |  |                                  |                                    |     |
| 2020    | 22,750   | 12,007 | 11,523                  | 484  | 10,743   | 52.8                             | 50.7                               | 4.0 |
| 2021    | 22,882   | 12,186 | 11,725                  | 461  | 10,696   | 53.3                             | 51.2                               | 3.8 |
| 2022    | 22,988   | 12,546 | 12,161                  | 385  | 10,442   | 54.6                             | 52.9                               | 3.1 |
| 2023    | 23,045   | 12,817 | 12,464                  | 353  | 10,228   | 55.6                             | 54.1                               | 2.8 |
| 2024    | 23,111   | 13,023 | 12,652                  | 371  | 10,088   | 56.3                             | 54.7                               | 2.9 |
| 2023. 6 | 23,036   | 13,063 | 12,702                  | 361  | 9,973  | 56.7                             | 55.1                               | 2.8 |
| 7       | 23,043   | 12,993 | 12,642                  | 351  | 10,050   | 56.4                             | 54.9                               | 2.7 |
| 8       | 23,051   | 12,859 | 12,605                  | 254  | 10,192   | 55.8                             | 54.7                               | 2.0 |
| 9       | 23,058   | 12,901 | 12,614                  | 287  | 10,157   | 56.0                             | 54.7                               | 2.2 |
| 10      | 23,066   | 12,918 | 12,668                  | 250  | 10,148   | 56.0                             | 54.9                               | 1.9 |
| 11      | 23,073   | 12,926 | 12,643                  | 283  | 10,147   | 56.0                             | 54.8                               | 2.2 |
| 12      | 23,081   | 12,728 | 12,262                  | 467  | 10,352   | 55.1                             | 53.1                               | 3.7 |
| 2024. 1 | 23,085   | 12,620 | 12,092                  | 528  | 10,464   | 54.7                             | 52.4                               | 4.2 |
| 2       | 23,090   | 12,720 | 12,302                  | 418  | 10,370   | 55.1                             | 53.3                               | 3.3 |
| 3       | 23,094   | 12,910 | 12,530                  | 381  | 10,183   | 55.9                             | 54.3                               | 2.9 |
| 4       | 23,099   | 13,110 | 12,732                  | 378  | 9,989  | 56.8                             | 55.1                               | 2.9 |
| 5       | 23,103   | 13,206 | 12,844                  | 362  | 9,897  | 57.2                             | 55.6                               | 2.7 |
| 6       | 23,108   | 13,209 | 12,842                  | 367  | 9,899  | 57.2                             | 55.6                               | 2.8 |
| 7       | 23,113   | 13,161 | 12,842                  | 319  | 9,952  | 56.9                             | 55.6                               | 2.4 |
| 8       | 23,118   | 13,043 | 12,798                  | 246  | 10,075   | 56.4                             | 55.4                               | 1.9 |
| 9       | 23,123   | 13,116 | 12,842                  | 274  | 10,007   | 56.7                             | 55.5                               | 2.1 |
| 10      | 23,129   | 13,144 | 12,865                  | 279  | 9,985  | 56.8                             | 55.6                               | 2.1 |
| 11      | 23,134   | 13,094 | 12,800                  | 294  | 10,040   | 56.6                             | 55.3                               | 2.2 |
| 12      | 23,138   | 12,945 | 12,337                  | 608  | 10,194   | 55.9                             | 53.3                               | 4.7 |

## 1. Summary Table of Economically Active Population (Cont'd)

In thousand persons

| 15세이상인구 <sup>1)</sup> Population 15 years and over |        |                          |  | 경제활동<br>참 가 율<br>(%)<br>Labor force<br>participation<br>rate | 고용률<br>(%)<br>Employment<br>rate | 실업률<br>(%)<br>Unemployment<br>rate |     |         |
|--|--------|--------------------------|--|--|----------------------------------|------------------------------------|-----|---------|
| 경 제 활 동 인 구<br>Economically active population      |        |                          | 비경제활동<br>인 구<br>Economically<br>inactive<br>population |  |                                  |                                    |     |         |
| 취업자<br>Employed person                             |        | 실업자<br>Unemployed person |  |  |                                  |                                    |     |         |
| 농 가 Farm households                                |        |                          |  |  |                                  |                                    |     |         |
| 2,292  | 1,758  | 1,733                    | 25   | 535  | 76.7                             | 75.6                               | 1.4 | 2020    |
| 2,326  | 1,795  | 1,772                    | 23   | 531  | 77.2                             | 76.2                               | 1.3 | 2021    |
| 2,275  | 1,794  | 1,779                    | 15   | 481  | 78.9                             | 78.2                               | 0.8 | 2022    |
| 2,346  | 1,849  | 1,835                    | 13   | 497  | 78.8                             | 78.2                               | 0.7 | 2023    |
| 2,286  | 1,808  | 1,794                    | 14   | 478  | 79.1                             | 78.5                               | 0.7 | 2024    |
| 2,403  | 1,990  | 1,979                    | 11   | 413  | 82.8                             | 82.4                               | 0.5 | 6. 2023 |
| 2,385  | 1,950  | 1,940                    | 9  | 436  | 81.7                             | 81.4                               | 0.5 | 7       |
| 2,391  | 1,965  | 1,960                    | 5  | 426  | 82.2                             | 82.0                               | 0.3 | 8       |
| 2,372  | 1,961  | 1,953                    | 8  | 411  | 82.7                             | 82.3                               | 0.4 | 9       |
| 2,345  | 1,950  | 1,946                    | 4  | 394  | 83.2                             | 83.0                               | 0.2 | 10      |
| 2,338  | 1,893  | 1,887                    | 6  | 445  | 81.0                             | 80.7                               | 0.3 | 11      |
| 2,329  | 1,660  | 1,628                    | 32   | 669  | 71.3                             | 69.9                               | 1.9 | 12      |
| 2,349  | 1,604  | 1,570                    | 34   | 745  | 68.3                             | 66.8                               | 2.1 | 1. 2024 |
| 2,332  | 1,601  | 1,586                    | 14   | 731  | 68.6                             | 68.0                               | 0.9 | 2       |
| 2,324  | 1,766  | 1,759                    | 7  | 558  | 76.0                             | 75.7                               | 0.4 | 3       |
| 2,333  | 1,908  | 1,897                    | 11   | 425  | 81.8                             | 81.3                               | 0.6 | 4       |
| 2,344  | 1,944  | 1,935                    | 9  | 400  | 82.9                             | 82.6                               | 0.4 | 5       |
| 2,295  | 1,928  | 1,921                    | 7  | 367  | 84.0                             | 83.7                               | 0.4 | 6       |
| 2,280  | 1,890  | 1,878                    | 13   | 390  | 82.9                             | 82.3                               | 0.7 | 7       |
| 2,254  | 1,865  | 1,858                    | 8  | 389  | 82.7                             | 82.4                               | 0.4 | 8       |
| 2,254  | 1,879  | 1,872                    | 7  | 375  | 83.4                             | 83.1                               | 0.4 | 9       |
| 2,247  | 1,866  | 1,860                    | 6  | 381  | 83.0                             | 82.8                               | 0.3 | 10      |
| 2,224  | 1,819  | 1,810                    | 9  | 405  | 81.8                             | 81.4                               | 0.5 | 11      |
| 2,194  | 1,623  | 1,585                    | 38   | 572  | 74.0                             | 72.2                               | 2.3 | 12      |
| 비 농 가 Non- Farm households                         |        |                          |  |  |                                  |                                    |     |         |
| 42,493   | 26,255 | 25,171                   | 1,083  | 16,238   | 61.8                             | 59.2                               | 4.1 | 2020    |
| 42,755   | 26,515 | 25,501                   | 1,015  | 16,239   | 62.0                             | 59.6                               | 3.8 | 2021    |
| 42,985   | 27,128 | 26,310                   | 818  | 15,858   | 63.1                             | 61.2                               | 3.0 | 2022    |
| 43,061   | 27,355 | 26,581                   | 773  | 15,707   | 63.5                             | 61.7                               | 2.8 | 2023    |
| 43,285   | 27,591 | 26,781                   | 809  | 15,694   | 63.7                             | 61.9                               | 2.9 | 2024    |
| 42,981   | 27,628 | 26,833                   | 796  | 15,352   | 64.3                             | 62.4                               | 2.9 | 6. 2023 |
| 43,014   | 27,543 | 26,745                   | 798  | 15,471   | 64.0                             | 62.2                               | 2.9 | 7       |
| 43,024   | 27,286 | 26,718                   | 568  | 15,737   | 63.4                             | 62.1                               | 2.1 | 8       |
| 43,059   | 27,398 | 26,745                   | 654  | 15,660   | 63.6                             | 62.1                               | 2.4 | 9       |
| 43,107   | 27,440 | 26,818                   | 622  | 15,668   | 63.7                             | 62.2                               | 2.3 | 10      |
| 43,138   | 27,482 | 26,812                   | 670  | 15,657   | 63.7                             | 62.2                               | 2.4 | 11      |
| 43,176   | 27,377 | 26,465                   | 912  | 15,799   | 63.4                             | 61.3                               | 3.3 | 12      |
| 43,164   | 27,211 | 26,173                   | 1,038  | 15,954   | 63.0                             | 60.6                               | 3.8 | 1. 2024 |
| 43,194   | 27,357 | 26,457                   | 900  | 15,837   | 63.3                             | 61.3                               | 3.3 | 2       |
| 43,205   | 27,522 | 26,637                   | 885  | 15,684   | 63.7                             | 61.7                               | 3.2 | 3       |
| 43,206   | 27,670 | 26,797                   | 874  | 15,535   | 64.0                             | 62.0                               | 3.2 | 4       |
| 43,199   | 27,855 | 26,980                   | 876  | 15,344   | 64.5                             | 62.5                               | 3.1 | 5       |
| 43,256   | 27,836 | 26,986                   | 850  | 15,420   | 64.4                             | 62.4                               | 3.1 | 6       |
| 43,309   | 27,704 | 26,980                   | 724  | 15,606   | 64.0                             | 62.3                               | 2.6 | 7       |
| 43,322   | 27,500 | 26,943                   | 557  | 15,822   | 63.5                             | 62.2                               | 2.0 | 8       |
| 43,336   | 27,585 | 26,970                   | 615  | 15,750   | 63.7                             | 62.2                               | 2.2 | 9       |
| 43,361   | 27,659 | 26,988                   | 672  | 15,702   | 63.8                             | 62.2                               | 2.4 | 10      |
| 43,405   | 27,658 | 27,011                   | 647  | 15,747   | 63.7                             | 62.2                               | 2.3 | 11      |
| 43,459   | 27,533 | 26,456                   | 1,077  | 15,926   | 63.4                             | 60.9                               | 3.9 | 12      |

## 2. 연령계층별 경제활동인구

단위: 1,000명

|         | 계                       | 15-19세    | 20-24     | 25-29     | 30-34     | 35-39     | 40-44     | 45-49     | 50-54     | 55-59     | 60세이상              |
|---------|-------------------------|-----------|-----------|-----------|-----------|-----------|-----------|-----------|-----------|-----------|--------------------|
|         | Total                   | Years old | Years old | Years old | Years old | Years old | Years old | Years old | Years old | Years old | Years old and over |
|         | 총 수 Total               |           |           |           |           |           |           |           |           |           |                    |
| 2020    | 28,012                  | 178       | 1,323     | 2,632     | 2,600     | 2,958     | 3,021     | 3,488     | 3,402     | 3,146     | 5,264              |
| 2021    | 28,310                  | 188       | 1,331     | 2,684     | 2,626     | 2,808     | 3,089     | 3,374     | 3,500     | 3,092     | 5,618              |
| 2022    | 28,922                  | 191       | 1,352     | 2,726     | 2,731     | 2,721     | 3,180     | 3,262     | 3,592     | 3,140     | 6,027              |
| 2023    | 29,203                  | 172       | 1,276     | 2,694     | 2,836     | 2,664     | 3,209     | 3,172     | 3,621     | 3,173     | 6,387              |
| 2024    | 29,399                  | 155       | 1,194     | 2,642     | 2,936     | 2,661     | 3,182     | 3,118     | 3,564     | 3,262     | 6,687              |
| 2024. 4 | 29,578                  | 152       | 1,256     | 2,663     | 2,950     | 2,651     | 3,224     | 3,118     | 3,603     | 3,237     | 6,726              |
| 5       | 29,799                  | 180       | 1,245     | 2,682     | 2,948     | 2,656     | 3,217     | 3,126     | 3,599     | 3,301     | 6,844              |
| 6       | 29,764                  | 169       | 1,215     | 2,665     | 2,959     | 2,663     | 3,231     | 3,126     | 3,586     | 3,298     | 6,853              |
| 7       | 29,594                  | 176       | 1,207     | 2,631     | 2,951     | 2,679     | 3,194     | 3,103     | 3,556     | 3,285     | 6,812              |
| 8       | 29,365                  | 171       | 1,178     | 2,603     | 2,938     | 2,659     | 3,164     | 3,105     | 3,529     | 3,267     | 6,751              |
| 9       | 29,464                  | 148       | 1,144     | 2,618     | 2,928     | 2,667     | 3,160     | 3,124     | 3,540     | 3,277     | 6,858              |
| 10      | 29,525                  | 143       | 1,143     | 2,614     | 2,944     | 2,675     | 3,157     | 3,129     | 3,547     | 3,291     | 6,883              |
| 11      | 29,477                  | 124       | 1,130     | 2,628     | 2,952     | 2,679     | 3,126     | 3,142     | 3,536     | 3,279     | 6,882              |
| 12      | 29,156                  | 125       | 1,114     | 2,588     | 2,941     | 2,676     | 3,119     | 3,134     | 3,517     | 3,281     | 6,662              |
|         | 취 업 자 Employed person   |           |           |           |           |           |           |           |           |           |                    |
| 2020    | 26,904                  | 162       | 1,181     | 2,420     | 2,495     | 2,869     | 2,938     | 3,408     | 3,308     | 3,049     | 5,076              |
| 2021    | 27,273                  | 171       | 1,218     | 2,488     | 2,524     | 2,733     | 3,013     | 3,297     | 3,420     | 3,001     | 5,406              |
| 2022    | 28,089                  | 179       | 1,255     | 2,563     | 2,644     | 2,659     | 3,115     | 3,199     | 3,537     | 3,081     | 5,858              |
| 2023    | 28,416                  | 163       | 1,202     | 2,534     | 2,754     | 2,602     | 3,149     | 3,111     | 3,564     | 3,114     | 6,223              |
| 2024    | 28,576                  | 144       | 1,118     | 2,493     | 2,845     | 2,602     | 3,120     | 3,059     | 3,510     | 3,195     | 6,489              |
| 2024. 4 | 28,693                  | 139       | 1,145     | 2,509     | 2,852     | 2,592     | 3,149     | 3,054     | 3,533     | 3,156     | 6,566              |
| 5       | 28,915                  | 166       | 1,161     | 2,504     | 2,849     | 2,592     | 3,137     | 3,064     | 3,545     | 3,218     | 6,679              |
| 6       | 28,907                  | 156       | 1,141     | 2,501     | 2,851     | 2,596     | 3,151     | 3,056     | 3,541     | 3,221     | 6,694              |
| 7       | 28,857                  | 162       | 1,142     | 2,487     | 2,855     | 2,617     | 3,130     | 3,056     | 3,516     | 3,225     | 6,667              |
| 8       | 28,801                  | 161       | 1,128     | 2,501     | 2,847     | 2,614     | 3,118     | 3,069     | 3,492     | 3,221     | 6,650              |
| 9       | 28,842                  | 142       | 1,095     | 2,474     | 2,853     | 2,620     | 3,118     | 3,073     | 3,493     | 3,227     | 6,749              |
| 10      | 28,847                  | 136       | 1,081     | 2,468     | 2,872     | 2,617     | 3,098     | 3,078     | 3,495     | 3,227     | 6,776              |
| 11      | 28,821                  | 120       | 1,063     | 2,485     | 2,879     | 2,625     | 3,074     | 3,089     | 3,485     | 3,222     | 6,778              |
| 12      | 28,041                  | 118       | 1,045     | 2,439     | 2,863     | 2,632     | 3,067     | 3,073     | 3,461     | 3,217     | 6,126              |
|         | 실 업 자 Unemployed person |           |           |           |           |           |           |           |           |           |                    |
| 2020    | 1,108                   | 16        | 142       | 213       | 105       | 89        | 83        | 81        | 94        | 97        | 188                |
| 2021    | 1,037                   | 16        | 113       | 197       | 102       | 75        | 76        | 77        | 80        | 90        | 212                |
| 2022    | 833                     | 12        | 97        | 164       | 87        | 62        | 66        | 63        | 55        | 59        | 169                |
| 2023    | 787                     | 9         | 74        | 159       | 82        | 61        | 59        | 62        | 57        | 59        | 164                |
| 2024    | 823                     | 11        | 75        | 148       | 91        | 58        | 62        | 59        | 54        | 67        | 197                |
| 2024. 4 | 885                     | 13        | 111       | 154       | 98        | 60        | 75        | 64        | 70        | 81        | 160                |
| 5       | 884                     | 14        | 84        | 178       | 99        | 64        | 80        | 63        | 55        | 83        | 165                |
| 6       | 857                     | 13        | 74        | 164       | 108       | 67        | 80        | 70        | 45        | 76        | 160                |
| 7       | 737                     | 14        | 65        | 144       | 96        | 61        | 64        | 48        | 40        | 60        | 145                |
| 8       | 564                     | 11        | 49        | 103       | 91        | 45        | 45        | 36        | 38        | 46        | 101                |
| 9       | 622                     | 6         | 49        | 144       | 75        | 47        | 42        | 52        | 47        | 50        | 110                |
| 10      | 678                     | 7         | 62        | 147       | 71        | 57        | 59        | 51        | 52        | 65        | 108                |
| 11      | 656                     | 4         | 67        | 143       | 73        | 54        | 52        | 54        | 50        | 57        | 104                |
| 12      | 1,115                   | 7         | 69        | 149       | 78        | 43        | 52        | 61        | 56        | 64        | 536                |

자료: 통계청 사회통계국 고용통계과

## 2. Economically Active Population by Age Group

| In thousand persons     |           |           |           |           |           |           |           |           |           |                    |         |
|-------------------------|-----------|-----------|-----------|-----------|-----------|-----------|-----------|-----------|-----------|--------------------|---------|
| 계                       | 15-19세    | 20-24     | 25-29     | 30-34     | 35-39     | 40-44     | 45-49     | 50-54     | 55-59     | 60세 이상             |         |
| Total                   | Years old | Years old | Years old | Years old | Years old | Years old | Years old | Years old | Years old | Years old and over |         |
| 남 자 Male                |           |           |           |           |           |           |           |           |           |                    |         |
| 16,005                  | 81        | 545       | 1,401     | 1,550     | 1,831     | 1,821     | 2,037     | 1,941     | 1,831     | 2,969              | 2020    |
| 16,124                  | 80        | 538       | 1,403     | 1,554     | 1,756     | 1,870     | 1,962     | 1,986     | 1,797     | 3,178              | 2021    |
| 16,376                  | 79        | 552       | 1,404     | 1,599     | 1,678     | 1,902     | 1,905     | 2,033     | 1,798     | 3,426              | 2022    |
| 16,386                  | 72        | 526       | 1,387     | 1,641     | 1,597     | 1,905     | 1,841     | 2,049     | 1,784     | 3,585              | 2023    |
| 16,375                  | 62        | 483       | 1,357     | 1,680     | 1,558     | 1,888     | 1,796     | 2,022     | 1,840     | 3,692              | 2024    |
| 16,469                  | 62        | 504       | 1,377     | 1,674     | 1,563     | 1,908     | 1,796     | 2,038     | 1,830     | 3,718              | 4. 2024 |
| 16,593                  | 78        | 500       | 1,396     | 1,682     | 1,560     | 1,906     | 1,807     | 2,038     | 1,859     | 3,768              | 5       |
| 16,555                  | 74        | 491       | 1,386     | 1,691     | 1,561     | 1,908     | 1,800     | 2,025     | 1,868     | 3,750              | 6       |
| 16,433                  | 71        | 502       | 1,360     | 1,696     | 1,560     | 1,892     | 1,783     | 2,009     | 1,851     | 3,709              | 7       |
| 16,322                  | 75        | 488       | 1,329     | 1,684     | 1,552     | 1,888     | 1,785     | 1,999     | 1,843     | 3,680              | 8       |
| 16,348                  | 58        | 454       | 1,339     | 1,686     | 1,542     | 1,878     | 1,790     | 2,010     | 1,844     | 3,749              | 9       |
| 16,381                  | 50        | 465       | 1,323     | 1,690     | 1,548     | 1,864     | 1,796     | 2,009     | 1,862     | 3,775              | 10      |
| 16,383                  | 47        | 457       | 1,340     | 1,696     | 1,551     | 1,849     | 1,797     | 2,008     | 1,850     | 3,788              | 11      |
| 16,211                  | 45        | 441       | 1,309     | 1,688     | 1,551     | 1,853     | 1,790     | 2,002     | 1,840     | 3,691              | 12      |
| 취 업 자 Employed person   |           |           |           |           |           |           |           |           |           |                    |         |
| 15,381                  | 72        | 484       | 1,269     | 1,494     | 1,779     | 1,775     | 1,987     | 1,893     | 1,770     | 2,858              | 2020    |
| 15,548                  | 72        | 487       | 1,285     | 1,498     | 1,713     | 1,828     | 1,918     | 1,944     | 1,743     | 3,059              | 2021    |
| 15,928                  | 73        | 510       | 1,313     | 1,553     | 1,643     | 1,866     | 1,877     | 2,003     | 1,760     | 3,330              | 2022    |
| 15,952                  | 67        | 492       | 1,294     | 1,593     | 1,565     | 1,872     | 1,804     | 2,022     | 1,751     | 3,492              | 2023    |
| 15,924                  | 56        | 455       | 1,273     | 1,626     | 1,525     | 1,853     | 1,763     | 1,992     | 1,797     | 3,584              | 2024    |
| 15,962                  | 54        | 467       | 1,282     | 1,623     | 1,528     | 1,865     | 1,759     | 1,998     | 1,773     | 3,615              | 4. 2024 |
| 16,071                  | 69        | 471       | 1,286     | 1,627     | 1,523     | 1,856     | 1,769     | 2,005     | 1,808     | 3,658              | 5       |
| 16,066                  | 66        | 467       | 1,288     | 1,633     | 1,524     | 1,858     | 1,763     | 2,003     | 1,817     | 3,647              | 6       |
| 16,015                  | 64        | 479       | 1,273     | 1,637     | 1,528     | 1,857     | 1,762     | 1,988     | 1,813     | 3,616              | 7       |
| 16,003                  | 68        | 471       | 1,277     | 1,628     | 1,528     | 1,863     | 1,764     | 1,977     | 1,813     | 3,614              | 8       |
| 16,001                  | 57        | 441       | 1,266     | 1,635     | 1,515     | 1,857     | 1,757     | 1,986     | 1,813     | 3,673              | 9       |
| 15,982                  | 46        | 438       | 1,254     | 1,642     | 1,509     | 1,836     | 1,764     | 1,980     | 1,818     | 3,698              | 10      |
| 16,022                  | 46        | 430       | 1,267     | 1,650     | 1,521     | 1,823     | 1,770     | 1,984     | 1,814     | 3,716              | 11      |
| 15,704                  | 40        | 414       | 1,237     | 1,643     | 1,521     | 1,824     | 1,767     | 1,968     | 1,800     | 3,491              | 12      |
| 실 업 자 Unemployed person |           |           |           |           |           |           |           |           |           |                    |         |
| 624                     | 9         | 61        | 131       | 57        | 52        | 46        | 50        | 47        | 61        | 110                | 2020    |
| 576                     | 8         | 52        | 118       | 56        | 43        | 42        | 43        | 42        | 55        | 119                | 2021    |
| 447                     | 5         | 43        | 91        | 46        | 35        | 36        | 28        | 31        | 38        | 96                 | 2022    |
| 434                     | 5         | 33        | 93        | 48        | 32        | 32        | 37        | 28        | 33        | 93                 | 2023    |
| 452                     | 6         | 27        | 84        | 54        | 33        | 35        | 33        | 30        | 43        | 107                | 2024    |
| 507                     | 8         | 37        | 95        | 52        | 34        | 43        | 37        | 40        | 57        | 103                | 4. 2024 |
| 522                     | 9         | 29        | 110       | 55        | 37        | 50        | 38        | 33        | 52        | 110                | 5       |
| 490                     | 8         | 24        | 98        | 59        | 37        | 51        | 37        | 22        | 51        | 103                | 6       |
| 418                     | 8         | 23        | 87        | 59        | 32        | 36        | 22        | 21        | 38        | 93                 | 7       |
| 319                     | 6         | 17        | 52        | 56        | 24        | 25        | 21        | 22        | 30        | 66                 | 8       |
| 348                     | 1         | 13        | 72        | 51        | 27        | 20        | 33        | 24        | 31        | 77                 | 9       |
| 399                     | 4         | 27        | 70        | 49        | 39        | 27        | 33        | 29        | 45        | 76                 | 10      |
| 362                     | 1         | 28        | 73        | 47        | 30        | 26        | 26        | 24        | 36        | 72                 | 11      |
| 507                     | 4         | 27        | 73        | 45        | 30        | 29        | 23        | 35        | 40        | 200                | 12      |

Source: Statistics Korea.

## 2. 연령계층별 경제활동인구(계속)

### Economically Active Population by Age Group (Cont'd)

단위: 1,000명

In thousand persons

|                         | 계      | 15-19세    | 20-24     | 25-29     | 30-34     | 35-39     | 40-44     | 45-49     | 50-54     | 55-59     | 60세이상              |
|-------------------------|--------|-----------|-----------|-----------|-----------|-----------|-----------|-----------|-----------|-----------|--------------------|
|                         | Total  | Years old | Years old | Years old | Years old | Years old | Years old | Years old | Years old | Years old | Years old and over |
| 여 자 Female              |        |           |           |           |           |           |           |           |           |           |                    |
| 2020                    | 12,007 | 97        | 778       | 1,232     | 1,050     | 1,127     | 1,201     | 1,451     | 1,461     | 1,315     | 2,295              |
| 2021                    | 12,186 | 107       | 793       | 1,281     | 1,072     | 1,052     | 1,219     | 1,412     | 1,515     | 1,295     | 2,441              |
| 2022                    | 12,546 | 113       | 800       | 1,322     | 1,132     | 1,043     | 1,279     | 1,357     | 1,559     | 1,342     | 2,601              |
| 2023                    | 12,817 | 100       | 751       | 1,306     | 1,196     | 1,067     | 1,304     | 1,331     | 1,571     | 1,389     | 2,802              |
| 2024                    | 13,023 | 93        | 711       | 1,285     | 1,256     | 1,103     | 1,294     | 1,323     | 1,542     | 1,422     | 2,995              |
| 2024. 4                 | 13,110 | 90        | 752       | 1,286     | 1,276     | 1,088     | 1,316     | 1,322     | 1,565     | 1,407     | 3,008              |
| 5                       | 13,206 | 102       | 745       | 1,286     | 1,266     | 1,096     | 1,311     | 1,319     | 1,562     | 1,442     | 3,076              |
| 6                       | 13,209 | 95        | 724       | 1,279     | 1,268     | 1,102     | 1,322     | 1,326     | 1,561     | 1,429     | 3,104              |
| 7                       | 13,161 | 104       | 706       | 1,271     | 1,255     | 1,119     | 1,302     | 1,320     | 1,547     | 1,435     | 3,103              |
| 8                       | 13,043 | 96        | 690       | 1,275     | 1,254     | 1,107     | 1,276     | 1,321     | 1,531     | 1,424     | 3,071              |
| 9                       | 13,116 | 90        | 690       | 1,280     | 1,242     | 1,125     | 1,283     | 1,335     | 1,530     | 1,433     | 3,109              |
| 10                      | 13,144 | 94        | 678       | 1,291     | 1,253     | 1,127     | 1,293     | 1,333     | 1,538     | 1,429     | 3,108              |
| 11                      | 13,094 | 76        | 673       | 1,288     | 1,256     | 1,128     | 1,277     | 1,346     | 1,528     | 1,429     | 3,094              |
| 12                      | 12,945 | 80        | 673       | 1,278     | 1,253     | 1,125     | 1,266     | 1,344     | 1,515     | 1,441     | 2,971              |
| 취 업 자 Employed person   |        |           |           |           |           |           |           |           |           |           |                    |
| 2020                    | 11,523 | 90        | 697       | 1,150     | 1,002     | 1,090     | 1,163     | 1,421     | 1,415     | 1,279     | 2,218              |
| 2021                    | 11,725 | 99        | 732       | 1,202     | 1,026     | 1,020     | 1,185     | 1,379     | 1,477     | 1,259     | 2,347              |
| 2022                    | 12,161 | 105       | 746       | 1,250     | 1,091     | 1,016     | 1,249     | 1,322     | 1,534     | 1,322     | 2,527              |
| 2023                    | 12,464 | 96        | 710       | 1,240     | 1,162     | 1,038     | 1,277     | 1,306     | 1,542     | 1,363     | 2,732              |
| 2024                    | 12,652 | 88        | 663       | 1,221     | 1,219     | 1,078     | 1,267     | 1,296     | 1,518     | 1,398     | 2,905              |
| 2024. 4                 | 12,732 | 85        | 678       | 1,227     | 1,230     | 1,063     | 1,284     | 1,295     | 1,535     | 1,383     | 2,951              |
| 5                       | 12,844 | 98        | 691       | 1,218     | 1,222     | 1,070     | 1,281     | 1,295     | 1,540     | 1,410     | 3,021              |
| 6                       | 12,842 | 90        | 675       | 1,213     | 1,219     | 1,072     | 1,293     | 1,293     | 1,538     | 1,404     | 3,047              |
| 7                       | 12,842 | 98        | 663       | 1,214     | 1,219     | 1,089     | 1,274     | 1,294     | 1,528     | 1,413     | 3,050              |
| 8                       | 12,798 | 92        | 657       | 1,224     | 1,219     | 1,086     | 1,255     | 1,305     | 1,515     | 1,408     | 3,037              |
| 9                       | 12,842 | 85        | 654       | 1,208     | 1,218     | 1,105     | 1,261     | 1,316     | 1,507     | 1,414     | 3,076              |
| 10                      | 12,865 | 91        | 643       | 1,214     | 1,231     | 1,109     | 1,262     | 1,314     | 1,516     | 1,409     | 3,077              |
| 11                      | 12,800 | 74        | 633       | 1,218     | 1,230     | 1,104     | 1,251     | 1,319     | 1,501     | 1,408     | 3,062              |
| 12                      | 12,337 | 78        | 632       | 1,202     | 1,220     | 1,112     | 1,243     | 1,306     | 1,493     | 1,417     | 2,636              |
| 실 업 자 Unemployed person |        |           |           |           |           |           |           |           |           |           |                    |
| 2020                    | 484    | 7         | 82        | 82        | 49        | 37        | 38        | 30        | 47        | 36        | 78                 |
| 2021                    | 461    | 9         | 61        | 79        | 47        | 32        | 33        | 33        | 38        | 36        | 93                 |
| 2022                    | 385    | 7         | 54        | 72        | 41        | 28        | 30        | 35        | 24        | 20        | 74                 |
| 2023                    | 353    | 5         | 41        | 66        | 34        | 29        | 27        | 25        | 29        | 26        | 71                 |
| 2024                    | 371    | 5         | 48        | 64        | 37        | 25        | 28        | 27        | 24        | 24        | 90                 |
| 2024. 4                 | 378    | 5         | 74        | 59        | 46        | 25        | 31        | 27        | 30        | 24        | 57                 |
| 5                       | 362    | 5         | 55        | 68        | 44        | 27        | 30        | 25        | 22        | 31        | 56                 |
| 6                       | 367    | 5         | 50        | 66        | 49        | 30        | 29        | 33        | 23        | 25        | 57                 |
| 7                       | 319    | 6         | 42        | 57        | 37        | 29        | 28        | 26        | 19        | 22        | 53                 |
| 8                       | 246    | 4         | 33        | 51        | 34        | 21        | 21        | 16        | 16        | 17        | 35                 |
| 9                       | 274    | 6         | 36        | 72        | 24        | 20        | 22        | 19        | 23        | 19        | 33                 |
| 10                      | 279    | 3         | 35        | 77        | 23        | 18        | 31        | 19        | 23        | 20        | 31                 |
| 11                      | 294    | 2         | 40        | 70        | 26        | 24        | 27        | 27        | 27        | 21        | 32                 |
| 12                      | 608    | 2         | 41        | 76        | 33        | 13        | 23        | 38        | 22        | 24        | 336                |

### 3. 연령계층별 비경제활동인구 Economically Inactive Population by Age Group

단위: 1,000명

In thousand persons

|         | 계          | 15-19세    | 20-24     | 25-29     | 30-34     | 35-39     | 40-44     | 45-49     | 50-54     | 55-59     | 60세이상              |
|---------|------------|-----------|-----------|-----------|-----------|-----------|-----------|-----------|-----------|-----------|--------------------|
|         | Total      | Years old | Years old | Years old | Years old | Years old | Years old | Years old | Years old | Years old | Years old and over |
|         | 총 수 Total  |           |           |           |           |           |           |           |           |           |                    |
| 2020    | 16,773     | 2,275     | 1,554     | 950       | 680       | 889       | 845       | 880       | 927       | 1,078     | 6,696              |
| 2021    | 16,770     | 2,124     | 1,496     | 947       | 683       | 868       | 855       | 847       | 914       | 1,044     | 6,994              |
| 2022    | 16,339     | 2,054     | 1,380     | 865       | 647       | 761       | 840       | 802       | 882       | 968       | 7,140              |
| 2023    | 16,204     | 2,086     | 1,353     | 809       | 621       | 666       | 830       | 752       | 878       | 922       | 7,287              |
| 2024    | 16,172     | 2,077     | 1,288     | 797       | 602       | 605       | 799       | 714       | 877       | 952       | 7,461              |
| 2024. 4 | 15,961     | 2,081     | 1,258     | 790       | 574       | 618       | 786       | 718       | 856       | 961       | 7,319              |
| 5       | 15,744     | 2,051     | 1,252     | 763       | 582       | 607       | 788       | 700       | 853       | 910       | 7,238              |
| 6       | 15,786     | 2,059     | 1,268     | 774       | 578       | 594       | 770       | 691       | 860       | 926       | 7,266              |
| 7       | 15,996     | 2,055     | 1,277     | 805       | 592       | 580       | 794       | 717       | 883       | 943       | 7,351              |
| 8       | 16,211     | 2,057     | 1,278     | 824       | 609       | 599       | 808       | 716       | 902       | 964       | 7,454              |
| 9       | 16,125     | 2,081     | 1,298     | 804       | 624       | 591       | 797       | 699       | 884       | 958       | 7,389              |
| 10      | 16,082     | 2,086     | 1,288     | 803       | 614       | 584       | 786       | 697       | 869       | 948       | 7,407              |
| 11      | 16,151     | 2,107     | 1,292     | 785       | 611       | 580       | 803       | 685       | 873       | 965       | 7,451              |
| 12      | 16,498     | 2,107     | 1,301     | 821       | 628       | 585       | 797       | 696       | 884       | 967       | 7,713              |
|         | 남 자 Male   |           |           |           |           |           |           |           |           |           |                    |
| 2020    | 6,030      | 1,168     | 753       | 508       | 178       | 155       | 152       | 177       | 229       | 284       | 2,428              |
| 2021    | 6,074      | 1,095     | 741       | 531       | 193       | 145       | 146       | 179       | 228       | 281       | 2,535              |
| 2022    | 5,897      | 1,057     | 694       | 497       | 186       | 124       | 152       | 153       | 213       | 264       | 2,557              |
| 2023    | 5,976      | 1,078     | 697       | 447       | 187       | 129       | 159       | 147       | 214       | 263       | 2,655              |
| 2024    | 6,084      | 1,070     | 665       | 444       | 198       | 144       | 152       | 149       | 218       | 263       | 2,781              |
| 2024. 4 | 5,972      | 1,070     | 660       | 432       | 195       | 139       | 145       | 150       | 211       | 265       | 2,705              |
| 5       | 5,847      | 1,053     | 654       | 408       | 191       | 140       | 145       | 134       | 208       | 242       | 2,673              |
| 6       | 5,887      | 1,055     | 654       | 414       | 186       | 136       | 141       | 136       | 218       | 238       | 2,709              |
| 7       | 6,044      | 1,060     | 652       | 439       | 186       | 139       | 151       | 155       | 231       | 258       | 2,772              |
| 8       | 6,136      | 1,054     | 644       | 465       | 200       | 147       | 147       | 154       | 237       | 268       | 2,821              |
| 9       | 6,118      | 1,072     | 671       | 452       | 201       | 158       | 151       | 150       | 222       | 269       | 2,772              |
| 10      | 6,098      | 1,080     | 657       | 465       | 200       | 153       | 158       | 145       | 219       | 253       | 2,767              |
| 11      | 6,112      | 1,083     | 662       | 446       | 198       | 151       | 166       | 146       | 217       | 267       | 2,775              |
| 12      | 6,304      | 1,087     | 678       | 474       | 210       | 153       | 156       | 154       | 219       | 279       | 2,893              |
|         | 여 자 Female |           |           |           |           |           |           |           |           |           |                    |
| 2020    | 10,743     | 1,106     | 801       | 442       | 502       | 734       | 693       | 703       | 699       | 794       | 4,268              |
| 2021    | 10,696     | 1,029     | 755       | 415       | 490       | 722       | 709       | 668       | 686       | 763       | 4,459              |
| 2022    | 10,442     | 997       | 685       | 368       | 462       | 637       | 688       | 650       | 669       | 704       | 4,583              |
| 2023    | 10,228     | 1,008     | 656       | 362       | 434       | 537       | 671       | 606       | 663       | 659       | 4,632              |
| 2024    | 10,088     | 1,008     | 622       | 353       | 404       | 461       | 647       | 565       | 659       | 690       | 4,680              |
| 2024. 4 | 9,989      | 1,011     | 599       | 358       | 379       | 479       | 641       | 568       | 645       | 696       | 4,614              |
| 5       | 9,897      | 998       | 599       | 355       | 391       | 467       | 643       | 566       | 645       | 668       | 4,565              |
| 6       | 9,899      | 1,004     | 614       | 359       | 392       | 459       | 629       | 555       | 642       | 688       | 4,557              |
| 7       | 9,952      | 995       | 625       | 365       | 406       | 441       | 642       | 562       | 652       | 684       | 4,579              |
| 8       | 10,075     | 1,003     | 634       | 359       | 410       | 452       | 661       | 562       | 665       | 696       | 4,633              |
| 9       | 10,007     | 1,009     | 627       | 352       | 423       | 433       | 647       | 548       | 662       | 689       | 4,617              |
| 10      | 9,985      | 1,006     | 631       | 339       | 414       | 431       | 628       | 551       | 650       | 696       | 4,639              |
| 11      | 10,040     | 1,023     | 630       | 339       | 413       | 429       | 637       | 539       | 656       | 698       | 4,676              |
| 12      | 10,194     | 1,020     | 622       | 347       | 418       | 432       | 641       | 542       | 665       | 688       | 4,820              |

자료: 통계청 사회통계국 고용통계과

Source: Statistics Korea.

## 4. 실업률 Unemployment Rate

단위: %

In %

|          | 원 계 열 실 업 률                          |      |        | 계 절 조 정 실 업 률                         |      |        |
|----------|--------------------------------------|------|--------|---------------------------------------|------|--------|
|          | Original series of unemployment rate |      |        | Seasonally adjusted unemployment rate |      |        |
|          | 전 체                                  | 남 자  | 여 자    | 전 체                                   | 남 자  | 여 자    |
|          | Total                                | Male | Female | Total                                 | Male | Female |
| 2020. 12 | 4.1                                  | 3.7  | 4.6    | 4.2                                   | 3.9  | 4.5    |
| 2021. 1  | 5.7                                  | 5.0  | 6.7    | 4.8                                   | 4.5  | 5.3    |
| 2        | 4.9                                  | 4.7  | 5.2    | 4.1                                   | 4.1  | 4.0    |
| 3        | 4.3                                  | 4.2  | 4.4    | 3.9                                   | 3.8  | 4.1    |
| 4        | 4.0                                  | 4.0  | 4.1    | 3.8                                   | 3.7  | 3.8    |
| 5        | 4.0                                  | 4.0  | 4.0    | 3.8                                   | 3.7  | 4.0    |
| 6        | 3.8                                  | 3.8  | 3.9    | 3.7                                   | 3.6  | 3.8    |
| 7        | 3.2                                  | 3.3  | 3.1    | 3.3                                   | 3.3  | 3.3    |
| 8        | 2.6                                  | 2.7  | 2.5    | 3.2                                   | 3.2  | 3.2    |
| 9        | 2.7                                  | 2.8  | 2.5    | 3.0                                   | 3.1  | 3.0    |
| 10       | 2.8                                  | 2.8  | 2.7    | 3.2                                   | 3.2  | 3.2    |
| 11       | 2.6                                  | 2.6  | 2.6    | 3.1                                   | 3.0  | 3.2    |
| 12       | 3.5                                  | 3.1  | 4.0    | 3.4                                   | 3.2  | 3.8    |
| 2022. 1  | 4.1                                  | 3.5  | 4.9    | 3.4                                   | 3.1  | 3.8    |
| 2        | 3.4                                  | 3.2  | 3.6    | 2.8                                   | 2.8  | 2.7    |
| 3        | 3.0                                  | 2.9  | 3.2    | 2.8                                   | 2.6  | 3.0    |
| 4        | 3.0                                  | 2.8  | 3.2    | 2.8                                   | 2.6  | 3.0    |
| 5        | 3.0                                  | 2.9  | 3.2    | 2.9                                   | 2.7  | 3.2    |
| 6        | 3.0                                  | 2.9  | 3.2    | 2.9                                   | 2.8  | 3.1    |
| 7        | 2.9                                  | 2.9  | 2.8    | 2.9                                   | 2.8  | 3.0    |
| 8        | 2.1                                  | 2.1  | 2.2    | 2.6                                   | 2.5  | 2.8    |
| 9        | 2.4                                  | 2.4  | 2.5    | 2.8                                   | 2.6  | 3.0    |
| 10       | 2.4                                  | 2.4  | 2.4    | 2.8                                   | 2.7  | 2.9    |
| 11       | 2.3                                  | 2.3  | 2.3    | 2.7                                   | 2.6  | 2.9    |
| 12       | 3.0                                  | 2.7  | 3.5    | 3.0                                   | 2.8  | 3.2    |
| 2023. 1  | 3.6                                  | 3.2  | 4.1    | 2.9                                   | 2.8  | 3.1    |
| 2        | 3.1                                  | 2.9  | 3.4    | 2.6                                   | 2.6  | 2.6    |
| 3        | 2.9                                  | 2.9  | 2.9    | 2.7                                   | 2.6  | 2.7    |
| 4        | 2.8                                  | 2.8  | 2.7    | 2.6                                   | 2.6  | 2.6    |
| 5        | 2.7                                  | 2.7  | 2.6    | 2.6                                   | 2.5  | 2.6    |
| 6        | 2.7                                  | 2.7  | 2.8    | 2.6                                   | 2.6  | 2.7    |
| 7        | 2.7                                  | 2.8  | 2.7    | 2.8                                   | 2.7  | 2.8    |
| 8        | 2.0                                  | 1.9  | 2.0    | 2.5                                   | 2.4  | 2.6    |
| 9        | 2.3                                  | 2.3  | 2.2    | 2.6                                   | 2.5  | 2.7    |
| 10       | 2.1                                  | 2.3  | 1.9    | 2.5                                   | 2.6  | 2.4    |
| 11       | 2.3                                  | 2.4  | 2.2    | 2.8                                   | 2.8  | 2.7    |
| 12       | 3.3                                  | 2.9  | 3.7    | 3.2                                   | 3.0  | 3.4    |
| 2024. 1  | 3.7                                  | 3.4  | 4.2    | 3.0                                   | 2.9  | 3.2    |
| 2        | 3.2                                  | 3.1  | 3.3    | 2.6                                   | 2.7  | 2.5    |
| 3        | 3.0                                  | 3.1  | 2.9    | 2.8                                   | 2.9  | 2.8    |
| 4        | 3.0                                  | 3.1  | 2.9    | 2.8                                   | 2.9  | 2.7    |
| 5        | 3.0                                  | 3.1  | 2.7    | 2.8                                   | 2.9  | 2.7    |
| 6        | 2.9                                  | 3.0  | 2.8    | 2.8                                   | 2.8  | 2.7    |
| 7        | 2.5                                  | 2.5  | 2.4    | 2.5                                   | 2.5  | 2.5    |
| 8        | 1.9                                  | 2.0  | 1.9    | 2.4                                   | 2.4  | 2.5    |
| 9        | 2.1                                  | 2.1  | 2.1    | 2.5                                   | 2.4  | 2.5    |
| 10       | 2.3                                  | 2.4  | 2.1    | 2.7                                   | 2.8  | 2.6    |
| 11       | 2.2                                  | 2.2  | 2.2    | 2.7                                   | 2.6  | 2.8    |
| 12       | 3.8                                  | 3.1  | 4.7    | 3.7                                   | 3.2  | 4.2    |

자료: 통계청 사회통계국 고용통계과

Source: Statistics Korea.



## 5. 연령계층별 실업률 Unemployment Rate by Age Group

단위: %

In %

|         | 계          | 15-19세    | 20-24     | 25-29     | 30-34     | 35-39     | 40-44     | 45-49     | 50-54     | 55-59     | 60세이상              |
|---------|------------|-----------|-----------|-----------|-----------|-----------|-----------|-----------|-----------|-----------|--------------------|
|         | Total      | Years old | Years old | Years old | Years old | Years old | Years old | Years old | Years old | Years old | Years old and over |
|         | 총 수 Total  |           |           |           |           |           |           |           |           |           |                    |
| 2020    | 4.0        | 8.7       | 10.7      | 8.1       | 4.0       | 3.0       | 2.8       | 2.3       | 2.8       | 3.1       | 3.6                |
| 2021    | 3.7        | 8.7       | 8.5       | 7.3       | 3.9       | 2.7       | 2.4       | 2.3       | 2.3       | 2.9       | 3.8                |
| 2022    | 2.9        | 6.5       | 7.1       | 6.0       | 3.2       | 2.3       | 2.1       | 1.9       | 1.5       | 1.9       | 2.8                |
| 2023    | 2.7        | 5.5       | 5.8       | 5.9       | 2.9       | 2.3       | 1.8       | 1.9       | 1.6       | 1.9       | 2.6                |
| 2024    | 2.8        | 7.2       | 6.3       | 5.6       | 3.1       | 2.2       | 2.0       | 1.9       | 1.5       | 2.0       | 2.9                |
| 2024. 4 | 3.0        | 8.6       | 8.9       | 5.8       | 3.3       | 2.2       | 2.3       | 2.1       | 1.9       | 2.5       | 2.4                |
| 5       | 3.0        | 7.5       | 6.7       | 6.6       | 3.4       | 2.4       | 2.5       | 2.0       | 1.5       | 2.5       | 2.4                |
| 6       | 2.9        | 7.8       | 6.1       | 6.2       | 3.6       | 2.5       | 2.5       | 2.2       | 1.3       | 2.3       | 2.3                |
| 7       | 2.5        | 7.7       | 5.4       | 5.5       | 3.2       | 2.3       | 2.0       | 1.5       | 1.1       | 1.8       | 2.1                |
| 8       | 1.9        | 6.1       | 4.2       | 3.9       | 3.1       | 1.7       | 1.4       | 1.2       | 1.1       | 1.4       | 1.5                |
| 9       | 2.1        | 4.2       | 4.3       | 5.5       | 2.6       | 1.8       | 1.3       | 1.7       | 1.3       | 1.5       | 1.6                |
| 10      | 2.3        | 4.8       | 5.4       | 5.6       | 2.4       | 2.1       | 1.9       | 1.6       | 1.5       | 2.0       | 1.6                |
| 11      | 2.2        | 2.8       | 5.9       | 5.4       | 2.5       | 2.0       | 1.7       | 1.7       | 1.4       | 1.7       | 1.5                |
| 12      | 3.8        | 5.3       | 6.2       | 5.8       | 2.7       | 1.6       | 1.7       | 1.9       | 1.6       | 1.9       | 8.0                |
|         | 남 자 Male   |           |           |           |           |           |           |           |           |           |                    |
| 2020    | 3.9        | 10.8      | 11.1      | 9.4       | 3.7       | 2.9       | 2.5       | 2.5       | 2.4       | 3.3       | 3.7                |
| 2021    | 3.6        | 9.7       | 9.6       | 8.4       | 3.6       | 2.4       | 2.3       | 2.2       | 2.1       | 3.0       | 3.7                |
| 2022    | 2.7        | 6.6       | 7.7       | 6.5       | 2.9       | 2.1       | 1.9       | 1.5       | 1.5       | 2.1       | 2.8                |
| 2023    | 2.6        | 6.5       | 6.3       | 6.7       | 2.9       | 2.0       | 1.7       | 2.0       | 1.3       | 1.9       | 2.6                |
| 2024    | 2.8        | 9.5       | 5.6       | 6.2       | 3.2       | 2.1       | 1.8       | 1.8       | 1.5       | 2.3       | 2.9                |
| 2024. 4 | 3.1        | 13.3      | 7.4       | 6.9       | 3.1       | 2.2       | 2.3       | 2.1       | 2.0       | 3.1       | 2.8                |
| 5       | 3.1        | 11.6      | 5.8       | 7.9       | 3.3       | 2.4       | 2.6       | 2.1       | 1.6       | 2.8       | 2.9                |
| 6       | 3.0        | 11.0      | 4.9       | 7.0       | 3.5       | 2.4       | 2.7       | 2.0       | 1.1       | 2.7       | 2.7                |
| 7       | 2.5        | 10.5      | 4.6       | 6.4       | 3.5       | 2.1       | 1.9       | 1.2       | 1.1       | 2.1       | 2.5                |
| 8       | 2.0        | 8.6       | 3.5       | 3.9       | 3.3       | 1.5       | 1.3       | 1.2       | 1.1       | 1.6       | 1.8                |
| 9       | 2.1        | 0.9       | 2.9       | 5.4       | 3.0       | 1.7       | 1.1       | 1.8       | 1.2       | 1.7       | 2.0                |
| 10      | 2.4        | 8.1       | 5.8       | 5.3       | 2.9       | 2.5       | 1.5       | 1.8       | 1.5       | 2.4       | 2.0                |
| 11      | 2.2        | 2.7       | 6.0       | 5.4       | 2.7       | 2.0       | 1.4       | 1.5       | 1.2       | 1.9       | 1.9                |
| 12      | 3.1        | 9.8       | 6.2       | 5.6       | 2.7       | 2.0       | 1.6       | 1.3       | 1.7       | 2.2       | 5.4                |
|         | 여 자 Female |           |           |           |           |           |           |           |           |           |                    |
| 2020    | 4.0        | 7.1       | 10.5      | 6.6       | 4.6       | 3.3       | 3.1       | 2.1       | 3.2       | 2.8       | 3.4                |
| 2021    | 3.8        | 8.0       | 7.7       | 6.1       | 4.3       | 3.0       | 2.7       | 2.4       | 2.5       | 2.7       | 3.8                |
| 2022    | 3.1        | 6.4       | 6.8       | 5.5       | 3.6       | 2.7       | 2.4       | 2.6       | 1.6       | 1.5       | 2.8                |
| 2023    | 2.8        | 4.7       | 5.4       | 5.1       | 2.9       | 2.8       | 2.1       | 1.9       | 1.9       | 1.9       | 2.5                |
| 2024    | 2.9        | 5.6       | 6.8       | 5.0       | 2.9       | 2.3       | 2.1       | 2.0       | 1.6       | 1.7       | 3.0                |
| 2024. 4 | 2.9        | 5.4       | 9.8       | 4.6       | 3.6       | 2.3       | 2.4       | 2.0       | 1.9       | 1.7       | 1.9                |
| 5       | 2.7        | 4.5       | 7.4       | 5.3       | 3.5       | 2.4       | 2.3       | 1.9       | 1.4       | 2.2       | 1.8                |
| 6       | 2.8        | 5.1       | 6.9       | 5.2       | 3.9       | 2.7       | 2.2       | 2.5       | 1.5       | 1.8       | 1.8                |
| 7       | 2.4        | 5.8       | 6.0       | 4.5       | 2.9       | 2.6       | 2.1       | 2.0       | 1.2       | 1.5       | 1.7                |
| 8       | 1.9        | 4.2       | 4.7       | 4.0       | 2.7       | 1.9       | 1.6       | 1.2       | 1.0       | 1.2       | 1.1                |
| 9       | 2.1        | 6.3       | 5.2       | 5.6       | 1.9       | 1.8       | 1.7       | 1.4       | 1.5       | 1.3       | 1.1                |
| 10      | 2.1        | 3.1       | 5.2       | 5.9       | 1.8       | 1.6       | 2.4       | 1.4       | 1.5       | 1.4       | 1.0                |
| 11      | 2.2        | 2.9       | 5.9       | 5.4       | 2.1       | 2.1       | 2.1       | 2.0       | 1.7       | 1.4       | 1.0                |
| 12      | 4.7        | 2.8       | 6.2       | 6.0       | 2.6       | 1.2       | 1.8       | 2.8       | 1.4       | 1.7       | 11.3               |

자료: 통계청 사회통계국 고용통계과

Source: Statistics Korea.

## 6. 활동상태별 비경제활동인구

단위: 1,000명

|         | 계      | 가사            | 육아               | 통학               |        |  |                           |
|---------|--------|---------------|------------------|------------------|--------|--|---------------------------|
|         |        |               |                  |                  | 정규교육기관 | 입시학원                                       | 취업을 위한<br>학원·기관           |
|         | Total  | House-keeping | Caring for child | Attending school | School | Institution for<br>entrance<br>examination | Vocational<br>institution |
| 총 수     |        |               |                  | Total            |        |  |                           |
| 2020    | 16,773 | 5,966         | 1,188            | 3,616            | 3,322  | 46   | 248                       |
| 2021    | 16,770 | 6,018         | 1,120            | 3,452            | 3,169  | 50   | 234                       |
| 2022    | 16,339 | 5,964         | 996              | 3,317            | 3,054  | 53   | 210                       |
| 2023    | 16,204 | 5,963         | 856              | 3,328            | 3,077  | 63   | 188                       |
| 2024    | 16,172 | 6,008         | 743              | 3,274            | 3,005  | 80   | 189                       |
| 2024. 4 | 15,961 | 5,936         | 727              | 3,254            | 2,988  | 85   | 181                       |
| 5       | 15,744 | 5,860         | 713              | 3,208            | 2,937  | 83   | 187                       |
| 6       | 15,786 | 5,858         | 709              | 3,230            | 2,958  | 79   | 193                       |
| 7       | 15,996 | 5,883         | 715              | 3,261            | 2,977  | 82   | 203                       |
| 8       | 16,211 | 5,965         | 733              | 3,250            | 2,967  | 88   | 195                       |
| 9       | 16,125 | 5,938         | 726              | 3,306            | 3,025  | 86   | 195                       |
| 10      | 16,082 | 5,942         | 725              | 3,338            | 3,030  | 91   | 217                       |
| 11      | 16,151 | 6,012         | 718              | 3,352            | 3,066  | 86   | 200                       |
| 12      | 16,498 | 6,157         | 732              | 3,376            | 3,107  | 67   | 202                       |
| 남 자     |        |               |                  | Male             |        |  |                           |
| 2020    | 6,030  | 154           | 9                | 1,844            | 1,697  | 20   | 127                       |
| 2021    | 6,074  | 181           | 13               | 1,784            | 1,639  | 27   | 118                       |
| 2022    | 5,897  | 187           | 12               | 1,719            | 1,595  | 23   | 102                       |
| 2023    | 5,976  | 203           | 16               | 1,739            | 1,614  | 34   | 91                        |
| 2024    | 6,084  | 215           | 14               | 1,714            | 1,569  | 43   | 102                       |
| 2024. 4 | 5,972  | 207           | 7                | 1,702            | 1,561  | 46   | 94                        |
| 5       | 5,847  | 203           | 10               | 1,669            | 1,522  | 45   | 103                       |
| 6       | 5,887  | 206           | 12               | 1,677            | 1,529  | 40   | 108                       |
| 7       | 6,044  | 209           | 16               | 1,698            | 1,550  | 42   | 107                       |
| 8       | 6,136  | 211           | 16               | 1,685            | 1,534  | 45   | 107                       |
| 9       | 6,118  | 212           | 20               | 1,747            | 1,594  | 46   | 107                       |
| 10      | 6,098  | 215           | 19               | 1,765            | 1,601  | 48   | 116                       |
| 11      | 6,112  | 216           | 20               | 1,770            | 1,611  | 47   | 112                       |
| 12      | 6,304  | 234           | 17               | 1,785            | 1,638  | 36   | 110                       |
| 여 자     |        |               |                  | Female           |        |  |                           |
| 2020    | 10,743 | 5,812         | 1,180            | 1,772            | 1,626  | 25   | 121                       |
| 2021    | 10,696 | 5,836         | 1,107            | 1,668            | 1,530  | 23   | 115                       |
| 2022    | 10,442 | 5,778         | 984              | 1,598            | 1,459  | 30   | 108                       |
| 2023    | 10,228 | 5,761         | 840              | 1,589            | 1,464  | 28   | 97                        |
| 2024    | 10,088 | 5,793         | 729              | 1,560            | 1,436  | 37   | 87                        |
| 2024. 4 | 9,989  | 5,729         | 721              | 1,552            | 1,427  | 38   | 87                        |
| 5       | 9,897  | 5,658         | 704              | 1,539            | 1,415  | 38   | 85                        |
| 6       | 9,899  | 5,652         | 698              | 1,554            | 1,429  | 40   | 85                        |
| 7       | 9,952  | 5,674         | 698              | 1,563            | 1,427  | 40   | 96                        |
| 8       | 10,075 | 5,754         | 716              | 1,565            | 1,434  | 43   | 89                        |
| 9       | 10,007 | 5,726         | 706              | 1,559            | 1,431  | 40   | 88                        |
| 10      | 9,985  | 5,727         | 706              | 1,573            | 1,430  | 42   | 101                       |
| 11      | 10,040 | 5,796         | 698              | 1,582            | 1,455  | 39   | 89                        |
| 12      | 10,194 | 5,923         | 715              | 1,591            | 1,469  | 31   | 92                        |

자료: 통계청 사회통계국 고용통계과

## 6. Economically Inactive Population by Activity Type

In thousand persons

| 연로      | 심신장애 그 외 |        | 취업준비                     | 진학준비   | 군입대대기                  | 쉬었음    | 기타 등   |         |
|---------|----------|--------|--------------------------|--|------------------------|--------|--------|---------|
|         | Disabled | Others | Preparing for employment | Preparing for entrance to school of higher grade | Waiting for enlistment | Rested | Others |         |
| Too old | Disabled | Others | Preparing for employment | Preparing for entrance to school of higher grade | Waiting for enlistment | Rested | Others |         |
|         |          |        |                          |  |                        |        |        |         |
| 총 수     |          |        | Total                    |  |                        |        |        |         |
| 2,257   | 442      | 3,304  | 543                      | 121  | 63                     | 2,374  | 203    | 2020    |
| 2,388   | 448      | 3,345  | 608                      | 97   | 57                     | 2,398  | 186    | 2021    |
| 2,509   | 445      | 3,108  | 553                      | 91   | 48                     | 2,277  | 140    | 2022    |
| 2,477   | 474      | 3,107  | 488                      | 100  | 42                     | 2,351  | 126    | 2023    |
| 2,524   | 469      | 3,154  | 438                      | 101  | 39                     | 2,467  | 109    | 2024    |
| 2,509   | 462      | 3,073  | 458                      | 84   | 42                     | 2,389  | 99     | 4. 2024 |
| 2,494   | 470      | 2,999  | 416                      | 90   | 54                     | 2,334  | 105    | 5       |
| 2,493   | 465      | 3,030  | 424                      | 88   | 38                     | 2,374  | 107    | 6       |
| 2,489   | 473      | 3,176  | 442                      | 86   | 40                     | 2,511  | 97     | 7       |
| 2,530   | 480      | 3,255  | 428                      | 95   | 48                     | 2,567  | 116    | 8       |
| 2,521   | 484      | 3,150  | 422                      | 97   | 44                     | 2,479  | 109    | 9       |
| 2,512   | 470      | 3,096  | 418                      | 94   | 35                     | 2,445  | 104    | 10      |
| 2,526   | 476      | 3,067  | 408                      | 94   | 30                     | 2,420  | 116    | 11      |
| 2,576   | 473      | 3,185  | 406                      | 102  | 35                     | 2,524  | 117    | 12      |
| 남 자     |          |        | Male                     |  |                        |        |        |         |
| 1,311   | 284      | 2,428  | 321                      | 63   | 63                     | 1,876  | 105    | 2020    |
| 1,352   | 297      | 2,447  | 349                      | 58   | 57                     | 1,882  | 101    | 2021    |
| 1,393   | 305      | 2,281  | 321                      | 50   | 48                     | 1,785  | 78     | 2022    |
| 1,410   | 324      | 2,284  | 293                      | 47   | 42                     | 1,837  | 66     | 2023    |
| 1,477   | 320      | 2,344  | 263                      | 43   | 39                     | 1,946  | 53     | 2024    |
| 1,452   | 317      | 2,288  | 275                      | 33   | 42                     | 1,887  | 50     | 4. 2024 |
| 1,443   | 324      | 2,197  | 244                      | 34   | 54                     | 1,816  | 50     | 5       |
| 1,450   | 321      | 2,222  | 249                      | 33   | 38                     | 1,854  | 48     | 6       |
| 1,451   | 322      | 2,347  | 260                      | 32   | 40                     | 1,970  | 44     | 7       |
| 1,473   | 326      | 2,426  | 256                      | 40   | 48                     | 2,026  | 57     | 8       |
| 1,480   | 324      | 2,336  | 250                      | 38   | 44                     | 1,954  | 50     | 9       |
| 1,478   | 318      | 2,304  | 255                      | 36   | 35                     | 1,930  | 48     | 10      |
| 1,501   | 324      | 2,280  | 242                      | 37   | 30                     | 1,915  | 57     | 11      |
| 1,529   | 325      | 2,414  | 251                      | 48   | 35                     | 2,016  | 63     | 12      |
| 여 자     |          |        | Female                   |  |                        |        |        |         |
| 946     | 158      | 875    | 222                      | 58   | -                      | 499    | 97     | 2020    |
| 1,036   | 150      | 898    | 259                      | 39   | -                      | 516    | 85     | 2021    |
| 1,116   | 140      | 827    | 232                      | 41   | 0                      | 492    | 62     | 2022    |
| 1,067   | 150      | 822    | 195                      | 53   | -                      | 514    | 60     | 2023    |
| 1,048   | 148      | 810    | 175                      | 58   | -                      | 521    | 56     | 2024    |
| 1,057   | 146      | 785    | 183                      | 51   | -                      | 502    | 49     | 4. 2024 |
| 1,051   | 145      | 802    | 172                      | 56   | -                      | 518    | 56     | 5       |
| 1,044   | 143      | 809    | 175                      | 55   | -                      | 520    | 59     | 6       |
| 1,038   | 151      | 829    | 182                      | 54   | -                      | 540    | 53     | 7       |
| 1,057   | 154      | 828    | 173                      | 55   | -                      | 542    | 59     | 8       |
| 1,042   | 160      | 815    | 172                      | 59   | -                      | 525    | 58     | 9       |
| 1,034   | 153      | 792    | 163                      | 58   | -                      | 515    | 56     | 10      |
| 1,025   | 153      | 787    | 165                      | 57   | -                      | 505    | 59     | 11      |
| 1,046   | 147      | 771    | 155                      | 55   | -                      | 508    | 54     | 12      |

Source: Statistics Korea.

7. 직업별 취업자<sup>1)</sup>

단위: 1,000명

|         | 계      | 관 리 자    | 전문가 및 관련<br>종사자                      | 사무종사자  | 서비스종사자          |
|---------|--------|----------|--------------------------------------|--------|-----------------|
|         | Total  | Managers | Professionals and<br>related workers | Clerks | Service workers |
| 총 수     |        |          |                                      |        |                 |
| 2021    | 27,273 | 393      | 5,585                                | 4,751  | 3,073           |
| 2022    | 28,089 | 436      | 5,885                                | 4,854  | 3,269           |
| 2023    | 28,416 | 475      | 6,168                                | 4,965  | 3,465           |
| 2024    | 28,576 | 440      | 6,391                                | 5,048  | 3,526           |
| 2023. 2 | 27,714 | 471      | 6,053                                | 4,832  | 3,390           |
| 3       | 28,223 | 487      | 6,090                                | 4,936  | 3,390           |
| 4       | 28,432 | 472      | 6,133                                | 4,952  | 3,439           |
| 5       | 28,835 | 462      | 6,228                                | 5,030  | 3,514           |
| 6       | 28,812 | 478      | 6,195                                | 5,013  | 3,534           |
| 7       | 28,686 | 488      | 6,194                                | 4,979  | 3,520           |
| 8       | 28,678 | 482      | 6,190                                | 4,942  | 3,513           |
| 9       | 28,698 | 478      | 6,248                                | 4,980  | 3,456           |
| 10      | 28,764 | 478      | 6,210                                | 5,031  | 3,499           |
| 11      | 28,698 | 472      | 6,218                                | 5,022  | 3,491           |
| 12      | 28,093 | 464      | 6,248                                | 5,022  | 3,474           |
| 2024. 1 | 27,743 | 450      | 6,223                                | 5,036  | 3,450           |
| 2       | 28,043 | 453      | 6,250                                | 5,040  | 3,445           |
| 3       | 28,396 | 458      | 6,292                                | 5,017  | 3,458           |
| 4       | 28,693 | 435      | 6,297                                | 5,049  | 3,516           |
| 5       | 28,915 | 426      | 6,340                                | 5,064  | 3,589           |
| 6       | 28,907 | 438      | 6,393                                | 5,080  | 3,557           |
| 7       | 28,857 | 430      | 6,439                                | 5,058  | 3,568           |
| 8       | 28,801 | 424      | 6,440                                | 5,058  | 3,529           |
| 9       | 28,842 | 413      | 6,443                                | 5,075  | 3,539           |
| 10      | 28,847 | 435      | 6,516                                | 5,037  | 3,562           |
| 11      | 28,821 | 451      | 6,528                                | 5,032  | 3,563           |
| 12      | 28,041 | 469      | 6,536                                | 5,035  | 3,533           |
| 시 도 별   |        |          |                                      |        |                 |
| 서울특별시   | 5,180  | 153      | 1,736                                | 1,062  | 635             |
| 부산광역시   | 1,654  | 18       | 330                                  | 332    | 216             |
| 대구광역시   | 1,190  | 17       | 254                                  | 196    | 168             |
| 인천광역시   | 1,698  | 41       | 354                                  | 330    | 212             |
| 광주광역시   | 742    | 13       | 167                                  | 132    | 102             |
| 대전광역시   | 776    | 16       | 190                                  | 130    | 108             |
| 울산광역시   | 567    | 7        | 97                                   | 81     | 61              |
| 세종특별자치시 | 211    | 3        | 68                                   | 61     | 21              |
| 경기도     | 7,667  | 103      | 2,044                                | 1,458  | 869             |
| 강원특별자치도 | 768    | 13       | 139                                  | 113    | 144             |
| 충청북도    | 927    | 12       | 141                                  | 151    | 125             |
| 충청남도    | 1,251  | 12       | 201                                  | 209    | 153             |
| 전북특별자치도 | 924    | 15       | 167                                  | 136    | 115             |
| 전라남도    | 966    | 9        | 126                                  | 108    | 128             |
| 경상북도    | 1,413  | 20       | 192                                  | 198    | 194             |
| 경상남도    | 1,715  | 15       | 259                                  | 271    | 219             |
| 제주특별자치도 | 393    | 2        | 70                                   | 69     | 65              |

주: 1) 한국표준직업분류 7차개정(2018년)기준  
 자료: 통계청 사회통계국 고용통계과

7. Employed Person by Occupation <sup>1)</sup>

In thousand persons

| 판 매 종 사 자     | 농 립 어 업<br>숙 련 종 사 자                                    | 기 능 원 및 관련<br>기능 종사자                | 장 치 · 기 계<br>조 작 및 조 립<br>종 사 자                           | 단순노무 종사자           |                   |
|---------------|---|-------------------------------------|---|--------------------|-------------------|
| Sales workers | Skilled agricultural<br>forestry and fishery<br>workers | Craft and related<br>trades workers | Equipment, machine<br>operating and assembling<br>workers | Elementary workers |                   |
| Total         |   |                                     |   |                    |                   |
| 2,766         | 1,396   | 2,406                               | 2,979   | 3,925              | 2021              |
| 2,681         | 1,463   | 2,403                               | 3,053   | 4,045              | 2022              |
| 2,621         | 1,481   | 2,311                               | 3,003   | 3,927              | 2023              |
| 2,512         | 1,450   | 2,261                               | 2,983   | 3,964              | 2024              |
| 2,628         | 1,217   | 2,303                               | 2,956   | 3,864              | 2. 2023           |
| 2,621         | 1,417   | 2,316                               | 2,973   | 3,994              | 3                 |
| 2,643         | 1,536   | 2,318                               | 2,941   | 4,000              | 4                 |
| 2,642         | 1,622   | 2,321                               | 2,998   | 4,019              | 5                 |
| 2,633         | 1,614   | 2,300                               | 3,015   | 4,030              | 6                 |
| 2,625         | 1,592   | 2,302                               | 3,038   | 3,948              | 7                 |
| 2,626         | 1,609   | 2,325                               | 3,018   | 3,973              | 8                 |
| 2,597         | 1,595   | 2,324                               | 3,031   | 3,990              | 9                 |
| 2,589         | 1,613   | 2,303                               | 3,040   | 4,002              | 10                |
| 2,591         | 1,532   | 2,332                               | 3,033   | 4,008              | 11                |
| 2,576         | 1,252   | 2,314                               | 3,055   | 3,690              | 12                |
| 2,544         | 1,169   | 2,268                               | 2,986   | 3,618              | 1. 2024           |
| 2,538         | 1,170   | 2,247                               | 2,997   | 3,902              | 2                 |
| 2,508         | 1,347   | 2,292                               | 3,007   | 4,017              | 3                 |
| 2,509         | 1,512   | 2,294                               | 3,036   | 4,045              | 4                 |
| 2,502         | 1,569   | 2,268                               | 3,019   | 4,137              | 5                 |
| 2,525         | 1,579   | 2,227                               | 3,009   | 4,101              | 6                 |
| 2,519         | 1,565   | 2,197                               | 2,993   | 4,089              | 7                 |
| 2,555         | 1,572   | 2,235                               | 2,972   | 4,017              | 8                 |
| 2,511         | 1,580   | 2,277                               | 2,962   | 4,043              | 9                 |
| 2,470         | 1,565   | 2,280                               | 2,940   | 4,043              | 10                |
| 2,490         | 1,500   | 2,291                               | 2,938   | 4,030              | 11                |
| 2,478         | 1,273   | 2,259                               | 2,938   | 3,522              | 12                |
| By province   |   |                                     |   |                    |                   |
| 479           | 4   | 313                                 | 250   | 548                | Seoul             |
| 189           | 11  | 170                                 | 166   | 222                | Busan             |
| 108           | 10  | 105                                 | 173   | 159                | Daegu             |
| 172           | 8   | 151                                 | 193   | 235                | Incheon           |
| 67            | 14  | 67                                  | 91  | 88                 | Gwangju           |
| 76            | 13  | 69                                  | 78  | 96                 | Daejeon           |
| 49            | 5   | 74                                  | 127   | 68                 | Ulsan             |
| 13            | 5   | 9                                   | 16  | 16                 | Sejong            |
| 646           | 111   | 655                                 | 762   | 1,020              | Gyeonggi-do       |
| 67            | 48  | 72                                  | 67  | 105                | Gangwon State     |
| 66            | 91  | 59                                  | 159   | 124                | Chungcheongbuk-do |
| 88            | 138   | 93                                  | 191   | 165                | Chungcheongnam-do |
| 71            | 139   | 77                                  | 104   | 100                | Jeonbuk State     |
| 91            | 202   | 88                                  | 83  | 131                | Jeollanam-do      |
| 106           | 251   | 81                                  | 212   | 159                | Gyeongsangbuk-do  |
| 151           | 179   | 147                                 | 240   | 236                | Gyeongsangnam-do  |
| 40            | 45  | 28                                  | 24  | 51                 | Jeju-do           |

Note: 1) Based on the 7th revision of Korean Standard Classification of Occupations(2018).

Source: Statistics Korea.

7. 직업별 취업자(계속)<sup>1)</sup>

단위: 1,000명

|         | 계      | 관 리 자    | 전문가 및 관련<br>종사자                      | 사무종사자  | 서비스종사자          |
|---------|--------|----------|--------------------------------------|--------|-----------------|
|         | Total  | Managers | Professionals and<br>related workers | Clerks | Service workers |
| 남 자     |        |          |                                      |        |                 |
| 2021    | 15,548 | 329      | 2,849                                | 2,324  | 1,053           |
| 2022    | 15,928 | 373      | 2,985                                | 2,343  | 1,148           |
| 2023    | 15,952 | 398      | 3,158                                | 2,390  | 1,187           |
| 2024    | 15,924 | 363      | 3,321                                | 2,401  | 1,153           |
| 2023. 5 | 16,116 | 384      | 3,178                                | 2,418  | 1,209           |
| 6       | 16,110 | 396      | 3,166                                | 2,414  | 1,213           |
| 7       | 16,044 | 404      | 3,160                                | 2,402  | 1,212           |
| 8       | 16,073 | 399      | 3,179                                | 2,370  | 1,208           |
| 9       | 16,084 | 396      | 3,214                                | 2,393  | 1,182           |
| 10      | 16,096 | 396      | 3,210                                | 2,411  | 1,181           |
| 11      | 16,055 | 395      | 3,215                                | 2,401  | 1,169           |
| 12      | 15,831 | 391      | 3,233                                | 2,384  | 1,164           |
| 2024. 1 | 15,651 | 374      | 3,231                                | 2,391  | 1,151           |
| 2       | 15,741 | 377      | 3,265                                | 2,369  | 1,150           |
| 3       | 15,866 | 382      | 3,263                                | 2,341  | 1,152           |
| 4       | 15,962 | 365      | 3,251                                | 2,376  | 1,167           |
| 5       | 16,071 | 355      | 3,269                                | 2,416  | 1,194           |
| 6       | 16,066 | 362      | 3,318                                | 2,427  | 1,181           |
| 7       | 16,015 | 354      | 3,328                                | 2,417  | 1,184           |
| 8       | 16,003 | 346      | 3,354                                | 2,410  | 1,161           |
| 9       | 16,001 | 333      | 3,356                                | 2,431  | 1,142           |
| 10      | 15,982 | 355      | 3,404                                | 2,405  | 1,126           |
| 11      | 16,022 | 367      | 3,413                                | 2,399  | 1,122           |
| 12      | 15,704 | 387      | 3,406                                | 2,426  | 1,106           |
| 여 자     |        |          |                                      |        |                 |
| 2021    | 11,725 | 64       | 2,736                                | 2,427  | 2,020           |
| 2022    | 12,161 | 64       | 2,900                                | 2,511  | 2,121           |
| 2023    | 12,464 | 78       | 3,010                                | 2,575  | 2,278           |
| 2024    | 12,652 | 77       | 3,070                                | 2,648  | 2,373           |
| 2023. 5 | 12,720 | 79       | 3,050                                | 2,612  | 2,305           |
| 6       | 12,702 | 82       | 3,029                                | 2,599  | 2,321           |
| 7       | 12,642 | 84       | 3,033                                | 2,577  | 2,309           |
| 8       | 12,605 | 84       | 3,011                                | 2,572  | 2,305           |
| 9       | 12,614 | 81       | 3,034                                | 2,587  | 2,274           |
| 10      | 12,668 | 82       | 3,000                                | 2,620  | 2,318           |
| 11      | 12,643 | 77       | 3,003                                | 2,621  | 2,322           |
| 12      | 12,262 | 73       | 3,015                                | 2,638  | 2,310           |
| 2024. 1 | 12,092 | 76       | 2,991                                | 2,645  | 2,299           |
| 2       | 12,302 | 76       | 2,985                                | 2,671  | 2,296           |
| 3       | 12,530 | 76       | 3,029                                | 2,676  | 2,306           |
| 4       | 12,732 | 70       | 3,047                                | 2,673  | 2,349           |
| 5       | 12,844 | 72       | 3,071                                | 2,648  | 2,395           |
| 6       | 12,842 | 75       | 3,075                                | 2,653  | 2,376           |
| 7       | 12,842 | 76       | 3,111                                | 2,641  | 2,384           |
| 8       | 12,798 | 78       | 3,086                                | 2,648  | 2,368           |
| 9       | 12,842 | 80       | 3,087                                | 2,644  | 2,397           |
| 10      | 12,865 | 80       | 3,111                                | 2,632  | 2,436           |
| 11      | 12,800 | 84       | 3,114                                | 2,633  | 2,441           |
| 12      | 12,337 | 82       | 3,130                                | 2,609  | 2,426           |

7. Employed Person by Occupation (Cont'd) <sup>1)</sup>

In thousand persons

| 판 매 종 사 자     | 농 립 어 업<br>숙 련 종 사 자                                    | 기 능 원 및 관련<br>기능 종사자                | 장 치 · 기 계<br>조 작 및 조 립<br>종 사 자                           | 단순노무 종사자           |         |
|---------------|---|-------------------------------------|---|--------------------|---------|
| Sales workers | Skilled agricultural<br>forestry and fishery<br>workers | Craft and related<br>trades workers | Equipment, machine<br>operating and assembling<br>workers | Elementary workers |         |
| Male          |   |                                     |   |                    |         |
| 1,349         | 879   | 2,115                               | 2,642   | 2,007              | 2021    |
| 1,274         | 913   | 2,103                               | 2,698   | 2,092              | 2022    |
| 1,206         | 924   | 2,038                               | 2,647   | 2,005              | 2023    |
| 1,169         | 893   | 2,012                               | 2,663   | 1,948              | 2024    |
| 1,211         | 986   | 2,046                               | 2,647   | 2,039              | 5. 2023 |
| 1,196         | 974   | 2,034                               | 2,662   | 2,055              | 6       |
| 1,191         | 967   | 2,034                               | 2,673   | 2,001              | 7       |
| 1,188         | 979   | 2,055                               | 2,663   | 2,033              | 8       |
| 1,179         | 968   | 2,061                               | 2,677   | 2,015              | 9       |
| 1,186         | 978   | 2,036                               | 2,681   | 2,017              | 10      |
| 1,192         | 940   | 2,066                               | 2,678   | 1,999              | 11      |
| 1,195         | 824   | 2,052                               | 2,701   | 1,888              | 12      |
| 1,206         | 789   | 2,011                               | 2,653   | 1,844              | 1. 2024 |
| 1,194         | 784   | 2,006                               | 2,672   | 1,923              | 2       |
| 1,171         | 864   | 2,042                               | 2,680   | 1,970              | 3       |
| 1,160         | 922   | 2,047                               | 2,708   | 1,966              | 4       |
| 1,163         | 941   | 2,011                               | 2,695   | 2,026              | 5       |
| 1,176         | 933   | 1,982                               | 2,696   | 1,991              | 6       |
| 1,175         | 933   | 1,948                               | 2,675   | 2,003              | 7       |
| 1,180         | 940   | 1,989                               | 2,653   | 1,971              | 8       |
| 1,157         | 943   | 2,031                               | 2,644   | 1,965              | 9       |
| 1,137         | 938   | 2,025                               | 2,627   | 1,964              | 10      |
| 1,155         | 913   | 2,036                               | 2,631   | 1,986              | 11      |
| 1,152         | 820   | 2,010                               | 2,628   | 1,770              | 12      |
| Female        |   |                                     |   |                    |         |
| 1,416         | 517   | 291                                 | 336   | 1,918              | 2021    |
| 1,407         | 550   | 300                                 | 355   | 1,954              | 2022    |
| 1,415         | 557   | 273                                 | 357   | 1,922              | 2023    |
| 1,343         | 557   | 250                                 | 320   | 2,015              | 2024    |
| 1,431         | 636   | 275                                 | 352   | 1,980              | 5. 2023 |
| 1,437         | 640   | 267                                 | 353   | 1,975              | 6       |
| 1,434         | 625   | 269                                 | 365   | 1,947              | 7       |
| 1,438         | 630   | 270                                 | 356   | 1,940              | 8       |
| 1,418         | 627   | 263                                 | 354   | 1,975              | 9       |
| 1,403         | 634   | 267                                 | 359   | 1,986              | 10      |
| 1,399         | 592   | 265                                 | 356   | 2,009              | 11      |
| 1,380         | 427   | 263                                 | 354   | 1,802              | 12      |
| 1,338         | 380   | 256                                 | 333   | 1,773              | 1. 2024 |
| 1,343         | 386   | 241                                 | 325   | 1,979              | 2       |
| 1,337         | 483   | 250                                 | 327   | 2,047              | 3       |
| 1,349         | 590   | 247                                 | 328   | 2,079              | 4       |
| 1,339         | 628   | 257                                 | 324   | 2,111              | 5       |
| 1,349         | 647   | 245                                 | 313   | 2,110              | 6       |
| 1,345         | 631   | 249                                 | 318   | 2,087              | 7       |
| 1,375         | 632   | 246                                 | 318   | 2,046              | 8       |
| 1,354         | 637   | 246                                 | 318   | 2,078              | 9       |
| 1,333         | 626   | 255                                 | 313   | 2,078              | 10      |
| 1,335         | 587   | 255                                 | 306   | 2,044              | 11      |
| 1,326         | 453   | 249                                 | 310   | 1,752              | 12      |

8. 산업별 취업자 <sup>1)</sup>

단위: 1,000명

|              | 계      | 농업·임업 및<br>어업<br><br>Agriculture,<br>forestry &<br>fishing | 광공업<br><br>Mining &<br>manufacturing | 제조업<br><br>Manufacturing | 사회간접자본 및 기타 서비스업                               |                         |  |                                |
|--------------|--------|--|--------------------------------------|--------------------------|--|-------------------------|--|--------------------------------|
|              |        |  |                                      |                          | Social overhead<br>capital & other<br>services | 건설업<br><br>Construction | 도소매·<br>숙박음식점<br><br>Wholesale &<br>retail trade,<br>hotels &<br>restaurants | 기타 <sup>2)</sup><br><br>Others |
|              | Total  |  |                                      |                          |  |                         |  |                                |
|              | 총 수    |  |                                      |                          | Total  |                         |  |                                |
| 2021         | 27,273 | 1,458  | 4,380                                | 4,368                    | 21,435   | 2,090                   | 5,451  | 13,894                         |
| 2022         | 28,089 | 1,526  | 4,512                                | 4,503                    | 22,051   | 2,123                   | 5,495  | 14,433                         |
| 2023         | 28,416 | 1,513  | 4,468                                | 4,461                    | 22,435   | 2,114                   | 5,572  | 14,750                         |
| 2024         | 28,576 | 1,485  | 4,463                                | 4,455                    | 22,628   | 2,065                   | 5,536  | 15,027                         |
| 2023. 2      | 27,714 | 1,231  | 4,429                                | 4,423                    | 22,053   | 2,041                   | 5,531  | 14,482                         |
| 3            | 28,223 | 1,438  | 4,470                                | 4,463                    | 22,315   | 2,095                   | 5,525  | 14,694                         |
| 4            | 28,432 | 1,557  | 4,428                                | 4,421                    | 22,447   | 2,092                   | 5,563  | 14,792                         |
| 5            | 28,835 | 1,654  | 4,474                                | 4,464                    | 22,708   | 2,117                   | 5,611  | 14,980                         |
| 6            | 28,812 | 1,663  | 4,498                                | 4,488                    | 22,651   | 2,123                   | 5,581  | 14,948                         |
| 7            | 28,686 | 1,622  | 4,493                                | 4,485                    | 22,571   | 2,095                   | 5,600  | 14,876                         |
| 8            | 28,678 | 1,644  | 4,468                                | 4,460                    | 22,567   | 2,125                   | 5,573  | 14,868                         |
| 9            | 28,698 | 1,653  | 4,462                                | 4,454                    | 22,583   | 2,157                   | 5,550  | 14,876                         |
| 10           | 28,764 | 1,657  | 4,456                                | 4,448                    | 22,651   | 2,153                   | 5,583  | 14,915                         |
| 11           | 28,698 | 1,567  | 4,499                                | 4,491                    | 22,633   | 2,183                   | 5,569  | 14,881                         |
| 12           | 28,093 | 1,272  | 4,505                                | 4,498                    | 22,317   | 2,168                   | 5,593  | 14,555                         |
| 2024. 1      | 27,743 | 1,192  | 4,458                                | 4,452                    | 22,093   | 2,089                   | 5,574  | 14,430                         |
| 2            | 28,043 | 1,198  | 4,468                                | 4,460                    | 22,377   | 2,077                   | 5,530  | 14,770                         |
| 3            | 28,396 | 1,388  | 4,519                                | 4,512                    | 22,489   | 2,117                   | 5,519  | 14,853                         |
| 4            | 28,693 | 1,562  | 4,528                                | 4,521                    | 22,603   | 2,098                   | 5,554  | 14,952                         |
| 5            | 28,915 | 1,621  | 4,510                                | 4,502                    | 22,784   | 2,070                   | 5,617  | 15,097                         |
| 6            | 28,907 | 1,631  | 4,504                                | 4,497                    | 22,773   | 2,057                   | 5,577  | 15,139                         |
| 7            | 28,857 | 1,596  | 4,480                                | 4,474                    | 22,781   | 2,014                   | 5,571  | 15,196                         |
| 8            | 28,801 | 1,604  | 4,431                                | 4,425                    | 22,766   | 2,042                   | 5,525  | 15,200                         |
| 9            | 28,842 | 1,610  | 4,412                                | 4,405                    | 22,820   | 2,057                   | 5,492  | 15,271                         |
| 10           | 28,847 | 1,590  | 4,423                                | 4,415                    | 22,834   | 2,061                   | 5,464  | 15,310                         |
| 11           | 28,821 | 1,532  | 4,405                                | 4,396                    | 22,884   | 2,087                   | 5,504  | 15,293                         |
| 12           | 28,041 | 1,297  | 4,412                                | 4,401                    | 22,332   | 2,011                   | 5,510  | 14,811                         |
|              | 시 도 별  |  |                                      |                          | By province                                    |                         |  |                                |
| 서울 Seoul     | 5,180  | 1  | 400                                  | 398                      | 4,779  | 318                     | 1,153  | 3,308                          |
| 부산 Busan     | 1,654  | 12   | 249                                  | 249                      | 1,392  | 132                     | 371  | 890                            |
| 대구 Daegu     | 1,190  | 10   | 234                                  | 234                      | 947  | 94                      | 227  | 626                            |
| 인천 Incheon   | 1,698  | 7  | 310                                  | 310                      | 1,380  | 136                     | 309  | 935                            |
| 광주 Gwangju   | 742    | 18   | 108                                  | 108                      | 616  | 70                      | 148  | 398                            |
| 대전 Daejeon   | 776    | 13   | 86                                   | 86                       | 678  | 69                      | 165  | 444                            |
| 울산 Ulsan     | 567    | 5  | 176                                  | 176                      | 387  | 47                      | 103  | 236                            |
| 세종 Sejong    | 211    | 4  | 34                                   | 34                       | 173  | 11                      | 28   | 135                            |
| 경기 Gyeonggi  | 7,667  | 103  | 1,337                                | 1,336                    | 6,226  | 570                     | 1,534  | 4,122                          |
| 강원 Gangwon   | 768    | 50   | 63                                   | 58                       | 655  | 73                      | 167  | 415                            |
| 충북 Chungbuk  | 927    | 95   | 210                                  | 209                      | 622  | 69                      | 146  | 408                            |
| 충남 Chungnam  | 1,251  | 140  | 276                                  | 275                      | 836  | 85                      | 192  | 558                            |
| 전북 Jeonbuk   | 924    | 139  | 130                                  | 130                      | 655  | 67                      | 152  | 435                            |
| 전남 Jeonnam   | 966    | 202  | 110                                  | 110                      | 654  | 81                      | 186  | 388                            |
| 경북 Gyeongbuk | 1,413  | 256  | 259                                  | 258                      | 898  | 86                      | 220  | 593                            |
| 경남 Gyeongnam | 1,715  | 192  | 418                                  | 418                      | 1,105  | 76                      | 315  | 714                            |
| 제주 Jeju      | 393    | 51   | 13                                   | 13                       | 329  | 29                      | 95   | 206                            |

주: 1) 한국표준산업분류 10차개정(2017년)기준

2) 사업·개인·공공서비스 및 기타 + 전기·운수·통신·금융

자료: 통계청 사회통계국 고용통계과



8. Employed Person by Industry <sup>1)</sup>

In thousand persons

| 계          | 농업 · 임업<br>및 어업                       | 광공업                        |                | 사회간접자본 및 기타 서비스업                               |              |   |                  |         |  |
|------------|---------------------------------------|----------------------------|----------------|--|--------------|---|------------------|---------|--|
|            |                                       |                            | 제조업            | Social overhead<br>capital & other<br>services | 건설업          | 도소매 · 숙박<br>음식점업  | 기타 <sup>2)</sup> |         |  |
| Total      | Agriculture,<br>forestry &<br>fishing | Mining &<br>manu facturing | Manu facturing |  | Construction | Wholesale &<br>retail trade,<br>hotels &<br>restaurants | Others           |         |  |
| 남 자 Male   |                                       |                            |                |  |              |   |                  |         |  |
| 15,548     | 897                                   | 3,121                      | 3,111          | 11,530   | 1,875        | 2,626   | 7,029            | 2021    |  |
| 15,928     | 932                                   | 3,222                      | 3,214          | 11,775   | 1,887        | 2,616   | 7,272            | 2022    |  |
| 15,952     | 921                                   | 3,176                      | 3,170          | 11,855   | 1,856        | 2,605   | 7,394            | 2023    |  |
| 15,924     | 890                                   | 3,214                      | 3,208          | 11,820   | 1,806        | 2,567   | 7,448            | 2024    |  |
| 16,116     | 981                                   | 3,173                      | 3,165          | 11,962   | 1,856        | 2,600   | 7,506            | 5. 2023 |  |
| 16,110     | 980                                   | 3,189                      | 3,182          | 11,940   | 1,868        | 2,601   | 7,472            |         |  |
| 16,044     | 969                                   | 3,180                      | 3,175          | 11,895   | 1,857        | 2,614   | 7,424            | 7       |  |
| 16,073     | 981                                   | 3,158                      | 3,152          | 11,934   | 1,874        | 2,609   | 7,451            | 8       |  |
| 16,084     | 981                                   | 3,170                      | 3,164          | 11,933   | 1,903        | 2,599   | 7,431            | 9       |  |
| 16,096     | 978                                   | 3,175                      | 3,169          | 11,943   | 1,885        | 2,598   | 7,460            | 10      |  |
| 16,055     | 932                                   | 3,212                      | 3,207          | 11,911   | 1,913        | 2,572   | 7,427            | 11      |  |
| 15,831     | 815                                   | 3,233                      | 3,228          | 11,783   | 1,894        | 2,572   | 7,317            | 12      |  |
| 15,651     | 781                                   | 3,203                      | 3,198          | 11,668   | 1,817        | 2,616   | 7,235            | 1. 2024 |  |
| 15,741     | 784                                   | 3,210                      | 3,204          | 11,747   | 1,809        | 2,585   | 7,353            |         |  |
| 15,866     | 869                                   | 3,245                      | 3,239          | 11,752   | 1,846        | 2,561   | 7,344            |         |  |
| 15,962     | 924                                   | 3,263                      | 3,256          | 11,776   | 1,836        | 2,570   | 7,370            | 4       |  |
| 16,071     | 944                                   | 3,251                      | 3,244          | 11,876   | 1,807        | 2,618   | 7,450            | 5       |  |
| 16,066     | 940                                   | 3,264                      | 3,259          | 11,861   | 1,798        | 2,604   | 7,460            | 6       |  |
| 16,015     | 925                                   | 3,229                      | 3,225          | 11,861   | 1,754        | 2,607   | 7,500            | 7       |  |
| 16,003     | 935                                   | 3,189                      | 3,184          | 11,879   | 1,784        | 2,557   | 7,538            | 8       |  |
| 16,001     | 938                                   | 3,162                      | 3,157          | 11,901   | 1,803        | 2,522   | 7,577            | 9       |  |
| 15,982     | 926                                   | 3,170                      | 3,164          | 11,886   | 1,808        | 2,509   | 7,569            | 10      |  |
| 16,022     | 898                                   | 3,183                      | 3,176          | 11,940   | 1,840        | 2,527   | 7,573            | 11      |  |
| 15,704     | 810                                   | 3,196                      | 3,188          | 11,698   | 1,768        | 2,523   | 7,408            | 12      |  |
| 여 자 Female |                                       |                            |                |  |              |   |                  |         |  |
| 11,725     | 562                                   | 1,258                      | 1,257          | 9,905  | 215          | 2,825   | 6,865            | 2021    |  |
| 12,161     | 594                                   | 1,291                      | 1,290          | 10,276   | 236          | 2,878   | 7,162            | 2022    |  |
| 12,464     | 592                                   | 1,292                      | 1,291          | 10,580   | 257          | 2,967   | 7,356            | 2023    |  |
| 12,652     | 595                                   | 1,249                      | 1,247          | 10,808   | 259          | 2,970   | 7,579            | 2024    |  |
| 12,720     | 673                                   | 1,301                      | 1,299          | 10,746   | 261          | 3,011   | 7,474            | 5. 2023 |  |
| 12,702     | 683                                   | 1,308                      | 1,306          | 10,711   | 255          | 2,980   | 7,476            |         |  |
| 12,642     | 653                                   | 1,313                      | 1,311          | 10,676   | 238          | 2,986   | 7,452            | 7       |  |
| 12,605     | 663                                   | 1,310                      | 1,308          | 10,632   | 251          | 2,964   | 7,417            | 8       |  |
| 12,614     | 671                                   | 1,292                      | 1,290          | 10,650   | 254          | 2,952   | 7,445            | 9       |  |
| 12,668     | 679                                   | 1,281                      | 1,279          | 10,708   | 268          | 2,986   | 7,455            | 10      |  |
| 12,643     | 635                                   | 1,286                      | 1,284          | 10,722   | 270          | 2,998   | 7,454            | 11      |  |
| 12,262     | 457                                   | 1,271                      | 1,270          | 10,534   | 274          | 3,022   | 7,238            | 12      |  |
| 12,092     | 411                                   | 1,255                      | 1,254          | 10,426   | 273          | 2,958   | 7,195            | 1. 2024 |  |
| 12,302     | 414                                   | 1,257                      | 1,256          | 10,630   | 268          | 2,946   | 7,417            |         |  |
| 12,530     | 519                                   | 1,275                      | 1,273          | 10,737   | 271          | 2,958   | 7,509            |         |  |
| 12,732     | 638                                   | 1,266                      | 1,264          | 10,828   | 262          | 2,984   | 7,582            | 4       |  |
| 12,844     | 676                                   | 1,259                      | 1,258          | 10,909   | 262          | 2,999   | 7,647            | 5       |  |
| 12,842     | 691                                   | 1,240                      | 1,238          | 10,911   | 259          | 2,972   | 7,680            | 6       |  |
| 12,842     | 671                                   | 1,251                      | 1,250          | 10,921   | 261          | 2,964   | 7,696            | 7       |  |
| 12,798     | 669                                   | 1,242                      | 1,241          | 10,887   | 258          | 2,968   | 7,662            | 8       |  |
| 12,842     | 672                                   | 1,251                      | 1,248          | 10,919   | 254          | 2,970   | 7,695            | 9       |  |
| 12,865     | 664                                   | 1,253                      | 1,252          | 10,948   | 252          | 2,954   | 7,741            | 10      |  |
| 12,800     | 633                                   | 1,222                      | 1,220          | 10,944   | 247          | 2,977   | 7,720            | 11      |  |
| 12,337     | 487                                   | 1,217                      | 1,213          | 10,634   | 243          | 2,987   | 7,404            | 12      |  |

Note: 1) Based on the 10th revision of Korean Standard Industrial Classification(2017).

2) Business, personal, public service &amp; others + electricity, transport, telecom. and finance

Source: Statistics Korea.

## 9. 종사상 지위별 취업자

단위: 1,000명

|              | 계      | 비임금근로자                  |                   |                         | 임금근로자                   |                     |                       |              |
|--------------|--------|-------------------------|-------------------|-------------------------|-------------------------|---------------------|-----------------------|--------------|
|              |        |                         | 자영업자              | 무급가족<br>종사자             |                         | 상용근로자               | 임시근로자                 | 일용근로자        |
|              | Total  | Self-employed<br>Worker | Self-<br>employed | Unpaid family<br>worker | Wage & salary<br>worker | Regular<br>employee | Temporary<br>employee | Daily worker |
|              | 합 계    | Total                   |                   |                         |                         |                     |                       |              |
| 2020         | 26,904 | 6,573                   | 5,531             | 1,042                   | 20,332                  | 14,521              | 4,483                 | 1,328        |
| 2021         | 27,273 | 6,520                   | 5,513             | 1,007                   | 20,753                  | 14,887              | 4,634                 | 1,231        |
| 2022         | 28,089 | 6,588                   | 5,632             | 955                     | 21,502                  | 15,692              | 4,678                 | 1,132        |
| 2023         | 28,416 | 6,588                   | 5,689             | 899                     | 21,828                  | 16,170              | 4,617                 | 1,042        |
| 2024         | 28,576 | 6,533                   | 5,657             | 876                     | 22,043                  | 16,353              | 4,770                 | 920          |
| 2023. 5      | 28,835 | 6,759                   | 5,791             | 968                     | 22,076                  | 16,310              | 4,681                 | 1,085        |
| 6            | 28,812 | 6,771                   | 5,803             | 967                     | 22,041                  | 16,275              | 4,680                 | 1,087        |
| 7            | 28,686 | 6,727                   | 5,783             | 944                     | 21,959                  | 16,296              | 4,679                 | 984          |
| 8            | 28,678 | 6,724                   | 5,784             | 940                     | 21,954                  | 16,193              | 4,759                 | 1,002        |
| 9            | 28,698 | 6,668                   | 5,729             | 939                     | 22,030                  | 16,252              | 4,743                 | 1,035        |
| 10           | 28,764 | 6,682                   | 5,733             | 949                     | 22,082                  | 16,240              | 4,826                 | 1,016        |
| 11           | 28,698 | 6,629                   | 5,719             | 910                     | 22,069                  | 16,236              | 4,786                 | 1,047        |
| 12           | 28,093 | 6,353                   | 5,567             | 786                     | 21,740                  | 16,258              | 4,462                 | 1,020        |
| 2024. 1      | 27,743 | 6,293                   | 5,528             | 765                     | 21,450                  | 16,204              | 4,323                 | 923          |
| 2            | 28,043 | 6,284                   | 5,515             | 769                     | 21,759                  | 16,272              | 4,611                 | 877          |
| 3            | 28,396 | 6,431                   | 5,570             | 862                     | 21,965                  | 16,363              | 4,679                 | 923          |
| 4            | 28,693 | 6,555                   | 5,621             | 934                     | 22,139                  | 16,398              | 4,814                 | 927          |
| 5            | 28,915 | 6,631                   | 5,681             | 950                     | 22,284                  | 16,385              | 4,930                 | 969          |
| 6            | 28,907 | 6,643                   | 5,703             | 940                     | 22,264                  | 16,414              | 4,884                 | 966          |
| 7            | 28,857 | 6,646                   | 5,721             | 925                     | 22,211                  | 16,392              | 4,906                 | 913          |
| 8            | 28,801 | 6,657                   | 5,745             | 912                     | 22,143                  | 16,293              | 4,950                 | 901          |
| 9            | 28,842 | 6,652                   | 5,751             | 901                     | 22,190                  | 16,331              | 4,949                 | 911          |
| 10           | 28,847 | 6,669                   | 5,770             | 900                     | 22,178                  | 16,332              | 4,930                 | 916          |
| 11           | 28,821 | 6,582                   | 5,706             | 875                     | 22,240                  | 16,403              | 4,893                 | 944          |
| 12           | 28,041 | 6,350                   | 5,574             | 775                     | 21,692                  | 16,445              | 4,376                 | 871          |
|              | 시 도 별  | By province             |                   |                         |                         |                     |                       |              |
| 서울 Seoul     | 5,180  | 834                     | 782               | 51                      | 4,346                   | 3,308               | 876                   | 162          |
| 부산 Busan     | 1,654  | 329                     | 294               | 34                      | 1,325                   | 973                 | 297                   | 55           |
| 대구 Daegu     | 1,190  | 284                     | 250               | 34                      | 906                     | 677                 | 178                   | 51           |
| 인천 Incheon   | 1,698  | 328                     | 298               | 30                      | 1,369                   | 1,016               | 295                   | 58           |
| 광주 Gwangju   | 742    | 158                     | 144               | 14                      | 584                     | 441                 | 114                   | 29           |
| 대전 Daejeon   | 776    | 165                     | 148               | 17                      | 611                     | 455                 | 127                   | 29           |
| 울산 Ulsan     | 567    | 98                      | 86                | 11                      | 470                     | 357                 | 100                   | 13           |
| 세종 Sejong    | 211    | 33                      | 30                | 3                       | 179                     | 155                 | 20                    | 3            |
| 경기 Gyeonggi  | 7,667  | 1,489                   | 1,363             | 126                     | 6,178                   | 4,743               | 1,215                 | 219          |
| 강원 Gangwon   | 768    | 210                     | 182               | 28                      | 557                     | 422                 | 105                   | 31           |
| 충북 Chungbuk  | 927    | 256                     | 218               | 37                      | 672                     | 508                 | 139                   | 24           |
| 충남 Chungnam  | 1,251  | 341                     | 289               | 52                      | 910                     | 720                 | 155                   | 35           |
| 전북 Jeonbuk   | 924    | 296                     | 246               | 51                      | 628                     | 488                 | 108                   | 32           |
| 전남 Jeonnam   | 966    | 384                     | 299               | 85                      | 582                     | 393                 | 149                   | 40           |
| 경북 Gyeongbuk | 1,413  | 513                     | 424               | 89                      | 900                     | 655                 | 199                   | 47           |
| 경남 Gyeongnam | 1,715  | 508                     | 417               | 91                      | 1,207                   | 941                 | 241                   | 25           |
| 제주 Jeju      | 393    | 125                     | 104               | 21                      | 268                     | 192                 | 57                    | 19           |

자료: 통계청 사회통계국 고용통계과

## 9. Employed Person by Status of Worker

In thousand persons

| 계      | 비임금근로자                  |                   |                         | 임금근로자                   |                     |                       |              |         |
|--------|-------------------------|-------------------|-------------------------|-------------------------|---------------------|-----------------------|--------------|---------|
|        |                         | 자영업자              | 무급가족<br>종사자             |                         | 상용근로자               | 임 시 근 로 자             | 일용근로자        |         |
| Total  | Self-employed<br>Worker | Self-<br>employed | Unpaid family<br>worker | Wage & salary<br>worker | Regular<br>employee | Temporary<br>employee | Daily worker |         |
| 남 자    |                         |                   |                         |                         |                     |                       |              |         |
|        |                         |                   |                         | Male                    |                     |                       |              |         |
| 15,381 | 4,077                   | 3,920             | 157                     | 11,304                  | 8,667               | 1,753                 | 884          | 2020    |
| 15,548 | 4,107                   | 3,949             | 157                     | 11,441                  | 8,795               | 1,778                 | 868          | 2021    |
| 15,928 | 4,121                   | 3,973             | 148                     | 11,808                  | 9,170               | 1,829                 | 809          | 2022    |
| 15,952 | 4,100                   | 3,978             | 122                     | 11,852                  | 9,317               | 1,814                 | 721          | 2023    |
| 15,924 | 4,052                   | 3,924             | 128                     | 11,871                  | 9,384               | 1,846                 | 642          | 2024    |
| 16,116 | 4,178                   | 4,052             | 126                     | 11,938                  | 9,364               | 1,817                 | 757          | 5. 2023 |
| 16,110 | 4,177                   | 4,054             | 123                     | 11,933                  | 9,362               | 1,819                 | 752          |         |
| 16,044 | 4,157                   | 4,034             | 122                     | 11,887                  | 9,387               | 1,827                 | 674          | 7       |
| 16,073 | 4,145                   | 4,027             | 119                     | 11,927                  | 9,350               | 1,890                 | 688          | 8       |
| 16,084 | 4,115                   | 3,998             | 118                     | 11,969                  | 9,396               | 1,870                 | 703          | 9       |
| 16,096 | 4,128                   | 4,004             | 124                     | 11,968                  | 9,380               | 1,891                 | 697          | 10      |
| 16,055 | 4,125                   | 4,003             | 122                     | 11,931                  | 9,361               | 1,849                 | 721          | 11      |
| 15,831 | 4,015                   | 3,897             | 118                     | 11,816                  | 9,378               | 1,742                 | 696          | 12      |
| 15,651 | 3,979                   | 3,859             | 120                     | 11,672                  | 9,345               | 1,697                 | 629          | 1. 2024 |
| 15,741 | 3,967                   | 3,846             | 121                     | 11,774                  | 9,363               | 1,802                 | 609          |         |
| 15,866 | 4,019                   | 3,884             | 135                     | 11,848                  | 9,406               | 1,800                 | 642          |         |
| 15,962 | 4,052                   | 3,914             | 138                     | 11,910                  | 9,392               | 1,883                 | 635          | 4       |
| 16,071 | 4,088                   | 3,954             | 134                     | 11,983                  | 9,380               | 1,934                 | 669          | 5       |
| 16,066 | 4,087                   | 3,959             | 128                     | 11,979                  | 9,405               | 1,897                 | 678          | 6       |
| 16,015 | 4,087                   | 3,950             | 138                     | 11,928                  | 9,393               | 1,902                 | 633          | 7       |
| 16,003 | 4,095                   | 3,963             | 132                     | 11,908                  | 9,345               | 1,925                 | 638          | 8       |
| 16,001 | 4,099                   | 3,973             | 127                     | 11,901                  | 9,366               | 1,896                 | 639          | 9       |
| 15,982 | 4,116                   | 3,989             | 127                     | 11,867                  | 9,351               | 1,871                 | 644          | 10      |
| 16,022 | 4,070                   | 3,947             | 123                     | 11,952                  | 9,413               | 1,867                 | 672          | 11      |
| 15,704 | 3,970                   | 3,855             | 115                     | 11,734                  | 9,442               | 1,677                 | 616          | 12      |
| 여 자    |                         |                   |                         |                         |                     |                       |              |         |
|        |                         |                   |                         | Female                  |                     |                       |              |         |
| 11,523 | 2,495                   | 1,611             | 884                     | 9,028                   | 5,855               | 2,730                 | 443          | 2020    |
| 11,725 | 2,413                   | 1,564             | 850                     | 9,312                   | 6,092               | 2,856                 | 363          | 2021    |
| 12,161 | 2,467                   | 1,659             | 807                     | 9,694                   | 6,523               | 2,848                 | 323          | 2022    |
| 12,464 | 2,488                   | 1,711             | 777                     | 9,976                   | 6,853               | 2,803                 | 320          | 2023    |
| 12,652 | 2,480                   | 1,733             | 748                     | 10,172                  | 6,969               | 2,925                 | 278          | 2024    |
| 12,720 | 2,581                   | 1,740             | 842                     | 10,138                  | 6,946               | 2,864                 | 328          | 5. 2023 |
| 12,702 | 2,594                   | 1,749             | 845                     | 10,108                  | 6,912               | 2,861                 | 335          |         |
| 12,642 | 2,570                   | 1,749             | 821                     | 10,072                  | 6,909               | 2,852                 | 310          | 7       |
| 12,605 | 2,579                   | 1,757             | 821                     | 10,027                  | 6,844               | 2,869                 | 314          | 8       |
| 12,614 | 2,553                   | 1,731             | 822                     | 10,061                  | 6,856               | 2,873                 | 333          | 9       |
| 12,668 | 2,554                   | 1,729             | 825                     | 10,114                  | 6,860               | 2,935                 | 319          | 10      |
| 12,643 | 2,504                   | 1,716             | 788                     | 10,138                  | 6,875               | 2,938                 | 326          | 11      |
| 12,262 | 2,338                   | 1,671             | 668                     | 9,924                   | 6,879               | 2,720                 | 325          | 12      |
| 12,092 | 2,314                   | 1,669             | 645                     | 9,778                   | 6,859               | 2,625                 | 294          | 1. 2024 |
| 12,302 | 2,317                   | 1,669             | 648                     | 9,985                   | 6,909               | 2,809                 | 268          |         |
| 12,530 | 2,413                   | 1,686             | 727                     | 10,117                  | 6,957               | 2,879                 | 281          |         |
| 12,732 | 2,503                   | 1,707             | 796                     | 10,229                  | 7,006               | 2,931                 | 292          | 4       |
| 12,844 | 2,543                   | 1,727             | 816                     | 10,301                  | 7,005               | 2,996                 | 300          | 5       |
| 12,842 | 2,556                   | 1,744             | 812                     | 10,285                  | 7,009               | 2,988                 | 289          | 6       |
| 12,842 | 2,559                   | 1,772             | 788                     | 10,283                  | 6,999               | 3,004                 | 280          | 7       |
| 12,798 | 2,562                   | 1,783             | 780                     | 10,235                  | 6,948               | 3,025                 | 263          | 8       |
| 12,842 | 2,553                   | 1,778             | 775                     | 10,289                  | 6,964               | 3,053                 | 271          | 9       |
| 12,865 | 2,554                   | 1,781             | 773                     | 10,311                  | 6,980               | 3,059                 | 272          | 10      |
| 12,800 | 2,511                   | 1,759             | 752                     | 10,288                  | 6,990               | 3,026                 | 273          | 11      |
| 12,337 | 2,380                   | 1,720             | 660                     | 9,957                   | 7,003               | 2,700                 | 255          | 12      |

Source: Statistics Korea.

10. 취업시간별 취업자 <sup>1)</sup>

단위: 1,000명

|         | 계      | 1~17시간    | 18~35      | 36~44      | 45~53      | 54시간 이상        | 36시간 이상        | 일시휴직자              |
|---------|--------|-----------|------------|------------|------------|----------------|----------------|--------------------|
|         | Total  | 1~17Hours | 18~35Hours | 36~44Hours | 45~53Hours | 54Hours & over | 36Hours & over | Temporarily absent |
|         | 총 수    |           |            |            | Total      |                |                |                    |
| 2020    | 26,904 | 1,901     | 4,055      | 11,566     | 5,295      | 3,251          | 20,112         | 837                |
| 2021    | 27,273 | 2,152     | 4,553      | 11,835     | 5,225      | 3,018          | 20,078         | 490                |
| 2022    | 28,089 | 2,251     | 5,777      | 11,669     | 5,054      | 2,856          | 19,578         | 483                |
| 2023    | 28,416 | 2,268     | 4,527      | 12,917     | 5,298      | 2,980          | 21,195         | 426                |
| 2024    | 28,576 | 2,500     | 6,310      | 11,905     | 4,753      | 2,662          | 19,319         | 446                |
| 2021. 4 | 27,214 | 2,134     | 3,645      | 12,338     | 5,531      | 3,163          | 21,031         | 403                |
| 5       | 27,550 | 2,206     | 3,782      | 12,404     | 5,511      | 3,225          | 21,140         | 422                |
| 6       | 27,637 | 2,189     | 3,714      | 12,516     | 5,558      | 3,258          | 21,331         | 403                |
| 7       | 27,648 | 2,197     | 3,794      | 12,440     | 5,570      | 3,142          | 21,152         | 506                |
| 8       | 27,603 | 2,342     | 8,181      | 9,119      | 4,500      | 2,837          | 16,455         | 625                |
| 9       | 27,683 | 2,203     | 4,043      | 12,795     | 5,223      | 3,024          | 21,043         | 394                |
| 10      | 27,741 | 2,221     | 8,619      | 9,185      | 4,477      | 2,864          | 16,526         | 375                |
| 11      | 27,795 | 2,138     | 3,980      | 12,954     | 5,379      | 2,992          | 21,324         | 352                |
| 12      | 27,298 | 2,063     | 3,885      | 12,784     | 5,243      | 2,947          | 20,973         | 378                |
| 2022. 1 | 26,953 | 1,984     | 3,714      | 12,575     | 5,291      | 2,820          | 20,686         | 569                |
| 2       | 27,402 | 2,236     | 3,785      | 12,553     | 5,390      | 2,836          | 20,779         | 602                |
| 3       | 27,754 | 2,319     | 3,756      | 12,657     | 5,496      | 2,865          | 21,018         | 662                |
| 4       | 28,078 | 2,217     | 3,665      | 13,070     | 5,656      | 3,014          | 21,740         | 456                |
| 5       | 28,485 | 2,188     | 3,660      | 13,131     | 5,780      | 3,331          | 22,242         | 395                |
| 6       | 28,478 | 2,172     | 3,730      | 13,138     | 5,773      | 3,281          | 22,192         | 384                |
| 7       | 28,475 | 2,189     | 3,784      | 13,083     | 5,762      | 3,221          | 22,066         | 436                |
| 8       | 28,410 | 2,403     | 9,966      | 8,342      | 4,354      | 2,743          | 15,439         | 602                |
| 9       | 28,389 | 2,510     | 13,080     | 7,064      | 3,279      | 1,999          | 12,342         | 457                |
| 10      | 28,418 | 2,369     | 11,930     | 7,575      | 3,692      | 2,465          | 13,732         | 387                |
| 11      | 28,421 | 2,223     | 4,208      | 13,597     | 5,089      | 2,907          | 21,593         | 397                |
| 12      | 27,808 | 2,198     | 4,047      | 13,241     | 5,082      | 2,790          | 21,112         | 451                |
| 2023. 1 | 27,363 | 2,118     | 4,050      | 13,112     | 4,860      | 2,586          | 20,558         | 637                |
| 2       | 27,714 | 2,246     | 3,905      | 13,009     | 5,227      | 2,779          | 21,015         | 547                |
| 3       | 28,223 | 2,208     | 3,800      | 13,436     | 5,459      | 2,960          | 21,855         | 360                |
| 4       | 28,432 | 2,186     | 3,800      | 13,571     | 5,459      | 3,042          | 22,072         | 374                |
| 5       | 28,835 | 2,173     | 3,815      | 13,496     | 5,641      | 3,321          | 22,458         | 389                |
| 6       | 28,812 | 2,208     | 3,809      | 13,431     | 5,746      | 3,253          | 22,429         | 365                |
| 7       | 28,686 | 2,414     | 4,038      | 13,302     | 5,457      | 3,022          | 21,781         | 454                |
| 8       | 28,678 | 2,620     | 11,062     | 7,926      | 3,894      | 2,619          | 14,439         | 557                |
| 9       | 28,698 | 2,278     | 4,062      | 13,607     | 5,346      | 3,027          | 21,980         | 378                |
| 10      | 28,764 | 2,213     | 3,916      | 13,575     | 5,555      | 3,169          | 22,300         | 335                |
| 11      | 28,698 | 2,298     | 3,997      | 13,456     | 5,528      | 3,062          | 22,046         | 357                |
| 12      | 28,093 | 2,254     | 4,070      | 13,079     | 5,408      | 2,919          | 21,405         | 363                |
| 2024. 1 | 27,743 | 2,223     | 3,932      | 12,777     | 5,376      | 2,834          | 20,987         | 601                |
| 2       | 28,043 | 2,884     | 12,936     | 6,870      | 2,960      | 1,769          | 11,599         | 623                |
| 3       | 28,396 | 2,361     | 4,153      | 13,687     | 5,096      | 2,757          | 21,540         | 343                |
| 4       | 28,693 | 2,280     | 4,072      | 13,592     | 5,511      | 2,876          | 21,978         | 364                |
| 5       | 28,915 | 2,709     | 12,357     | 7,210      | 3,665      | 2,595          | 13,470         | 380                |
| 6       | 28,907 | 2,394     | 4,169      | 13,729     | 5,261      | 2,940          | 21,929         | 415                |
| 7       | 28,857 | 2,557     | 4,252      | 13,601     | 5,181      | 2,805          | 21,587         | 462                |
| 8       | 28,801 | 2,869     | 12,850     | 6,666      | 3,410      | 2,265          | 12,341         | 742                |
| 9       | 28,842 | 2,578     | 4,437      | 13,818     | 4,878      | 2,750          | 21,447         | 381                |
| 10      | 28,847 | 2,427     | 4,160      | 13,857     | 5,218      | 2,854          | 21,929         | 332                |
| 11      | 28,821 | 2,505     | 4,167      | 13,676     | 5,308      | 2,825          | 21,809         | 340                |
| 12      | 28,041 | 2,219     | 4,235      | 13,377     | 5,166      | 2,675          | 21,218         | 370                |

주: 1) 조사대상기간: 매월 15일이 포함된 1주 7일간(단, 조사대상기간 중에 공휴일이 연속 3일 이상 포함된 경우 이전 주로 함)

자료: 통계청 사회통계국 고용통계과

10. Employed Persons by Hours Worked<sup>1)</sup>

| In thousand persons |           |            |            |            |                |                |                    |         |
|---------------------|-----------|------------|------------|------------|----------------|----------------|--------------------|---------|
| 계                   | 1~17시간    | 18~35      | 36~44      | 45~53      | 54시간 이상        | 36시간 이상        | 일시휴직자              |         |
| Total               | 1~17Hours | 18~35Hours | 36~44Hours | 45~53Hours | 54Hours & over | 36Hours & over | Temporarily absent |         |
| 남 자 Male            |           |            |            |            |                |                |                    |         |
| 15,381              | 731       | 1,729      | 6,667      | 3,673      | 2,243          | 12,583         | 338                | 2020    |
| 15,548              | 814       | 1,952      | 6,843      | 3,625      | 2,099          | 12,566         | 216                | 2021    |
| 15,928              | 846       | 2,662      | 6,721      | 3,504      | 1,977          | 12,201         | 219                | 2022    |
| 15,952              | 849       | 1,906      | 7,352      | 3,611      | 2,053          | 13,016         | 181                | 2023    |
| 15,924              | 910       | 2,882      | 6,841      | 3,256      | 1,848          | 11,945         | 186                | 2024    |
| 15,514              | 779       | 1,408      | 7,096      | 3,828      | 2,219          | 13,144         | 184                | 4. 2021 |
| 15,645              | 783       | 1,489      | 7,120      | 3,824      | 2,236          | 13,180         | 192                | 5       |
| 15,667              | 771       | 1,470      | 7,144      | 3,853      | 2,249          | 13,246         | 180                | 6       |
| 15,666              | 818       | 1,474      | 7,136      | 3,834      | 2,183          | 13,153         | 222                | 7       |
| 15,682              | 866       | 4,064      | 5,396      | 3,129      | 1,958          | 10,482         | 271                | 8       |
| 15,697              | 831       | 1,635      | 7,357      | 3,624      | 2,083          | 13,064         | 167                | 9       |
| 15,730              | 769       | 4,259      | 5,430      | 3,140      | 1,969          | 10,538         | 164                | 10      |
| 15,809              | 771       | 1,612      | 7,432      | 3,745      | 2,096          | 13,273         | 153                | 11      |
| 15,655              | 850       | 1,564      | 7,359      | 3,648      | 2,059          | 13,066         | 174                | 12      |
| 15,494              | 841       | 1,520      | 7,238      | 3,685      | 1,970          | 12,893         | 241                | 1. 2022 |
| 15,621              | 918       | 1,512      | 7,180      | 3,748      | 2,010          | 12,938         | 253                | 2       |
| 15,805              | 918       | 1,544      | 7,199      | 3,814      | 2,014          | 13,027         | 316                | 3       |
| 15,933              | 816       | 1,436      | 7,398      | 3,962      | 2,111          | 13,471         | 210                | 4       |
| 16,113              | 766       | 1,425      | 7,414      | 4,008      | 2,309          | 13,731         | 191                | 5       |
| 16,109              | 756       | 1,501      | 7,444      | 3,957      | 2,278          | 13,679         | 172                | 6       |
| 16,079              | 782       | 1,501      | 7,379      | 3,976      | 2,231          | 13,586         | 211                | 7       |
| 16,085              | 887       | 5,031      | 4,975      | 3,050      | 1,868          | 9,893          | 275                | 8       |
| 16,035              | 926       | 6,874      | 4,434      | 2,228      | 1,369          | 8,032          | 204                | 9       |
| 16,068              | 818       | 6,165      | 4,657      | 2,579      | 1,675          | 8,911          | 173                | 10      |
| 16,038              | 813       | 1,742      | 7,799      | 3,533      | 1,974          | 13,306         | 177                | 11      |
| 15,760              | 912       | 1,696      | 7,528      | 3,506      | 1,912          | 12,946         | 206                | 12      |
| 15,543              | 923       | 1,726      | 7,539      | 3,315      | 1,776          | 12,630         | 264                | 1. 2023 |
| 15,658              | 906       | 1,604      | 7,463      | 3,576      | 1,901          | 12,940         | 209                | 2       |
| 15,873              | 821       | 1,511      | 7,609      | 3,730      | 2,051          | 13,389         | 153                | 3       |
| 15,942              | 775       | 1,513      | 7,701      | 3,679      | 2,106          | 13,486         | 168                | 4       |
| 16,116              | 753       | 1,462      | 7,593      | 3,827      | 2,299          | 13,719         | 182                | 5       |
| 16,110              | 776       | 1,444      | 7,587      | 3,902      | 2,241          | 13,730         | 160                | 6       |
| 16,044              | 972       | 1,615      | 7,440      | 3,715      | 2,081          | 13,236         | 221                | 7       |
| 16,073              | 964       | 5,671      | 4,743      | 2,679      | 1,773          | 9,195          | 243                | 8       |
| 16,084              | 810       | 1,622      | 7,761      | 3,641      | 2,086          | 13,488         | 165                | 9       |
| 16,096              | 767       | 1,509      | 7,728      | 3,785      | 2,180          | 13,692         | 128                | 10      |
| 16,055              | 827       | 1,554      | 7,639      | 3,792      | 2,104          | 13,535         | 138                | 11      |
| 15,831              | 892       | 1,646      | 7,419      | 3,692      | 2,037          | 13,148         | 145                | 12      |
| 15,651              | 920       | 1,599      | 7,229      | 3,710      | 1,965          | 12,904         | 229                | 1. 2024 |
| 15,741              | 1,166     | 6,825      | 4,267      | 2,032      | 1,211          | 7,509          | 240                | 2       |
| 15,866              | 862       | 1,641      | 7,816      | 3,507      | 1,919          | 13,242         | 121                | 3       |
| 15,962              | 759       | 1,569      | 7,741      | 3,741      | 2,010          | 13,491         | 142                | 4       |
| 16,071              | 916       | 6,306      | 4,365      | 2,514      | 1,811          | 8,690          | 160                | 5       |
| 16,066              | 801       | 1,641      | 7,806      | 3,579      | 2,074          | 13,459         | 165                | 6       |
| 16,015              | 931       | 1,697      | 7,708      | 3,535      | 1,936          | 13,179         | 208                | 7       |
| 16,003              | 1,045     | 6,665      | 4,078      | 2,331      | 1,567          | 7,977          | 317                | 8       |
| 16,001              | 931       | 1,744      | 7,948      | 3,311      | 1,887          | 13,147         | 179                | 9       |
| 15,982              | 854       | 1,590      | 7,842      | 3,559      | 2,001          | 13,402         | 137                | 10      |
| 16,022              | 884       | 1,622      | 7,725      | 3,681      | 1,948          | 13,354         | 162                | 11      |
| 15,704              | 853       | 1,689      | 7,568      | 3,572      | 1,849          | 12,990         | 173                | 12      |

Note: 1) Survey reference period: A week including the 15th of each month(A week earlier when including more than 3 holidays in a row during the survey reference period)

Source: Statistics Korea.

# 10. 취업시간별 취업자(계속) <sup>1)</sup>

## Employed Person by Hours Worked (Cont'd)

단위: 1,000명

In thousand persons

|         | 계      | 1~17시간    | 18~35      | 36~44      | 45~53      | 54시간 이상        | 36시간 이상        | 일시휴직자              |
|---------|--------|-----------|------------|------------|------------|----------------|----------------|--------------------|
|         | Total  | 1~17Hours | 18~35Hours | 36~44Hours | 45~53Hours | 54Hours & over | 36Hours & over | Temporarily absent |
|         |        |           |            | 여          | 자          |                |                |                    |
|         |        |           |            |            |            |                |                | Female             |
| 2020    | 11,523 | 1,170     | 2,326      | 4,899      | 1,621      | 1,008          | 7,528          | 499                |
| 2021    | 11,725 | 1,339     | 2,602      | 4,993      | 1,600      | 919            | 7,511          | 273                |
| 2022    | 12,161 | 1,405     | 3,115      | 4,948      | 1,550      | 879            | 7,377          | 264                |
| 2023    | 12,464 | 1,419     | 2,621      | 5,565      | 1,687      | 927            | 8,179          | 245                |
| 2024    | 12,652 | 1,591     | 3,428      | 5,064      | 1,496      | 814            | 7,374          | 260                |
| 2021. 4 | 11,699 | 1,355     | 2,238      | 5,241      | 1,703      | 944            | 7,888          | 219                |
| 5       | 11,905 | 1,422     | 2,293      | 5,284      | 1,687      | 989            | 7,960          | 230                |
| 6       | 11,970 | 1,418     | 2,244      | 5,372      | 1,705      | 1,009          | 8,085          | 223                |
| 7       | 11,983 | 1,379     | 2,320      | 5,305      | 1,736      | 959            | 7,999          | 284                |
| 8       | 11,920 | 1,476     | 4,117      | 3,723      | 1,371      | 879            | 5,973          | 354                |
| 9       | 11,986 | 1,372     | 2,408      | 5,438      | 1,600      | 942            | 7,979          | 227                |
| 10      | 12,011 | 1,453     | 4,360      | 3,755      | 1,337      | 895            | 5,988          | 211                |
| 11      | 11,986 | 1,367     | 2,368      | 5,522      | 1,634      | 896            | 8,051          | 199                |
| 12      | 11,643 | 1,212     | 2,320      | 5,425      | 1,594      | 888            | 7,907          | 203                |
| 2022. 1 | 11,458 | 1,144     | 2,194      | 5,337      | 1,606      | 850            | 7,793          | 327                |
| 2       | 11,781 | 1,318     | 2,273      | 5,373      | 1,642      | 826            | 7,841          | 349                |
| 3       | 11,949 | 1,400     | 2,212      | 5,458      | 1,682      | 851            | 7,991          | 346                |
| 4       | 12,145 | 1,401     | 2,229      | 5,672      | 1,694      | 904            | 8,269          | 246                |
| 5       | 12,372 | 1,422     | 2,235      | 5,717      | 1,771      | 1,023          | 8,511          | 203                |
| 6       | 12,370 | 1,416     | 2,229      | 5,694      | 1,816      | 1,004          | 8,514          | 212                |
| 7       | 12,396 | 1,407     | 2,283      | 5,704      | 1,786      | 990            | 8,480          | 226                |
| 8       | 12,325 | 1,517     | 4,935      | 3,367      | 1,304      | 876            | 5,547          | 327                |
| 9       | 12,354 | 1,585     | 6,205      | 2,630      | 1,050      | 630            | 4,310          | 254                |
| 10      | 12,350 | 1,551     | 5,765      | 2,918      | 1,113      | 789            | 4,821          | 214                |
| 11      | 12,383 | 1,409     | 2,466      | 5,798      | 1,556      | 933            | 8,287          | 221                |
| 12      | 12,048 | 1,286     | 2,351      | 5,713      | 1,575      | 878            | 8,166          | 245                |
| 2023. 1 | 11,820 | 1,195     | 2,324      | 5,573      | 1,544      | 811            | 7,928          | 373                |
| 2       | 12,056 | 1,341     | 2,302      | 5,546      | 1,652      | 878            | 8,076          | 338                |
| 3       | 12,350 | 1,388     | 2,289      | 5,827      | 1,729      | 910            | 8,466          | 208                |
| 4       | 12,490 | 1,411     | 2,287      | 5,871      | 1,779      | 936            | 8,586          | 205                |
| 5       | 12,720 | 1,421     | 2,353      | 5,903      | 1,814      | 1,022          | 8,739          | 207                |
| 6       | 12,702 | 1,432     | 2,365      | 5,844      | 1,844      | 1,012          | 8,700          | 205                |
| 7       | 12,642 | 1,442     | 2,422      | 5,862      | 1,742      | 940            | 8,545          | 233                |
| 8       | 12,605 | 1,656     | 5,391      | 3,183      | 1,215      | 846            | 5,244          | 315                |
| 9       | 12,614 | 1,468     | 2,440      | 5,847      | 1,705      | 941            | 8,492          | 213                |
| 10      | 12,668 | 1,446     | 2,407      | 5,848      | 1,771      | 989            | 8,607          | 208                |
| 11      | 12,643 | 1,471     | 2,442      | 5,817      | 1,737      | 958            | 8,511          | 219                |
| 12      | 12,262 | 1,362     | 2,424      | 5,660      | 1,716      | 882            | 8,257          | 219                |
| 2024. 1 | 12,092 | 1,303     | 2,333      | 5,548      | 1,667      | 869            | 8,084          | 372                |
| 2       | 12,302 | 1,718     | 6,111      | 2,603      | 929        | 558            | 4,090          | 383                |
| 3       | 12,530 | 1,499     | 2,512      | 5,871      | 1,589      | 838            | 8,298          | 221                |
| 4       | 12,732 | 1,522     | 2,502      | 5,851      | 1,770      | 866            | 8,487          | 221                |
| 5       | 12,844 | 1,793     | 6,051      | 2,844      | 1,151      | 785            | 4,780          | 220                |
| 6       | 12,842 | 1,594     | 2,528      | 5,923      | 1,682      | 866            | 8,470          | 249                |
| 7       | 12,842 | 1,626     | 2,554      | 5,893      | 1,646      | 869            | 8,408          | 254                |
| 8       | 12,798 | 1,824     | 6,185      | 2,588      | 1,079      | 697            | 4,364          | 425                |
| 9       | 12,842 | 1,648     | 2,692      | 5,870      | 1,567      | 863            | 8,300          | 202                |
| 10      | 12,865 | 1,573     | 2,570      | 6,015      | 1,659      | 853            | 8,527          | 195                |
| 11      | 12,800 | 1,621     | 2,545      | 5,951      | 1,627      | 877            | 8,455          | 178                |
| 12      | 12,337 | 1,366     | 2,546      | 5,809      | 1,594      | 826            | 8,228          | 197                |

## 11. 성 및 교육정도별 실업자

### Unemployed Persons by Gender and Educational Attainment

단위: 1,000명

In thousand persons

|         | 계     |                     |                       |                              | 남자   |                     |                       |                              | 여자     |                     |                       |                              |
|---------|-------|---------------------|-----------------------|------------------------------|------|---------------------|-----------------------|------------------------------|--------|---------------------|-----------------------|------------------------------|
|         | Total | 중 졸 이 하             | 고 졸                   | 대졸이상                         | Male | 중 졸 이 하             | 고 졸                   | 대졸이상                         | Female | 중 졸 이 하             | 고 졸                   | 대졸이상                         |
|         |       | Under middle school | High school graduates | College, university and over |      | Under middle school | High school graduates | College, university and over |        | Under middle school | High school graduates | College, university and over |
| 2020    | 1,108 | 168                 | 471                   | 468                          | 624  | 89                  | 287                   | 248                          | 484    | 79                  | 184                   | 220                          |
| 2021    | 1,037 | 160                 | 423                   | 454                          | 576  | 79                  | 250                   | 248                          | 461    | 82                  | 173                   | 207                          |
| 2022    | 833   | 120                 | 336                   | 377                          | 447  | 61                  | 203                   | 184                          | 385    | 59                  | 133                   | 193                          |
| 2022. 6 | 787   | 110                 | 299                   | 378                          | 434  | 56                  | 176                   | 202                          | 353    | 54                  | 123                   | 176                          |
|         | 823   | 120                 | 309                   | 394                          | 452  | 55                  | 191                   | 206                          | 371    | 65                  | 118                   | 188                          |
|         | 888   | 86                  | 366                   | 436                          | 483  | 51                  | 222                   | 209                          | 405    | 35                  | 144                   | 226                          |
|         | 836   | 84                  | 362                   | 391                          | 476  | 47                  | 229                   | 200                          | 361    | 37                  | 132                   | 191                          |
|         | 615   | 39                  | 269                   | 306                          | 340  | 24                  | 161                   | 155                          | 274    | 15                  | 108                   | 151                          |
|         | 704   | 55                  | 309                   | 340                          | 390  | 34                  | 184                   | 172                          | 313    | 21                  | 125                   | 167                          |
|         | 692   | 66                  | 304                   | 323                          | 395  | 44                  | 185                   | 166                          | 298    | 22                  | 119                   | 157                          |
|         | 666   | 62                  | 284                   | 319                          | 370  | 43                  | 175                   | 153                          | 295    | 19                  | 110                   | 166                          |
|         | 866   | 253                 | 325                   | 288                          | 431  | 88                  | 203                   | 141                          | 435    | 166                 | 122                   | 147                          |
|         | 1,024 | 288                 | 381                   | 354                          | 515  | 111                 | 221                   | 183                          | 509    | 177                 | 160                   | 172                          |
|         | 890   | 126                 | 340                   | 425                          | 467  | 66                  | 194                   | 207                          | 423    | 60                  | 145                   | 218                          |
|         | 840   | 79                  | 306                   | 455                          | 476  | 49                  | 180                   | 248                          | 364    | 31                  | 126                   | 207                          |
| 2023. 4 | 804   | 71                  | 303                   | 431                          | 459  | 47                  | 170                   | 243                          | 345    | 24                  | 133                   | 188                          |
|         | 787   | 79                  | 281                   | 428                          | 447  | 50                  | 155                   | 242                          | 341    | 29                  | 126                   | 186                          |
|         | 807   | 82                  | 305                   | 420                          | 446  | 55                  | 168                   | 223                          | 361    | 26                  | 137                   | 198                          |
|         | 807   | 93                  | 324                   | 390                          | 456  | 58                  | 191                   | 208                          | 351    | 35                  | 134                   | 183                          |
|         | 573   | 40                  | 231                   | 303                          | 319  | 26                  | 134                   | 160                          | 254    | 15                  | 96                    | 143                          |
|         | 661   | 64                  | 259                   | 338                          | 374  | 41                  | 154                   | 179                          | 287    | 23                  | 106                   | 159                          |
|         | 627   | 56                  | 264                   | 307                          | 376  | 38                  | 168                   | 170                          | 250    | 18                  | 95                    | 137                          |
|         | 677   | 63                  | 275                   | 339                          | 393  | 40                  | 172                   | 182                          | 283    | 22                  | 103                   | 158                          |
|         | 944   | 278                 | 318                   | 348                          | 477  | 91                  | 203                   | 184                          | 467    | 187                 | 116                   | 164                          |
|         | 1,072 | 289                 | 380                   | 404                          | 544  | 101                 | 234                   | 209                          | 528    | 188                 | 145                   | 195                          |
|         | 915   | 122                 | 368                   | 424                          | 497  | 64                  | 232                   | 201                          | 418    | 58                  | 137                   | 223                          |
|         | 892   | 92                  | 350                   | 451                          | 511  | 54                  | 220                   | 238                          | 381    | 38                  | 130                   | 213                          |
| 2024. 4 | 885   | 84                  | 344                   | 457                          | 507  | 54                  | 212                   | 241                          | 378    | 30                  | 132                   | 216                          |
|         | 884   | 83                  | 338                   | 463                          | 522  | 52                  | 218                   | 252                          | 362    | 32                  | 119                   | 211                          |
|         | 857   | 83                  | 339                   | 436                          | 490  | 47                  | 207                   | 236                          | 367    | 36                  | 132                   | 200                          |
|         | 737   | 78                  | 287                   | 371                          | 418  | 46                  | 175                   | 197                          | 319    | 32                  | 112                   | 175                          |
|         | 564   | 60                  | 192                   | 312                          | 319  | 33                  | 126                   | 160                          | 246    | 27                  | 66                    | 152                          |
|         | 622   | 58                  | 227                   | 338                          | 348  | 35                  | 133                   | 180                          | 274    | 23                  | 94                    | 158                          |
|         | 678   | 59                  | 257                   | 362                          | 399  | 37                  | 167                   | 195                          | 279    | 22                  | 90                    | 167                          |
|         | 656   | 57                  | 248                   | 351                          | 362  | 34                  | 149                   | 179                          | 294    | 23                  | 99                    | 172                          |
|         | 1,115 | 378                 | 374                   | 363                          | 507  | 106                 | 216                   | 185                          | 608    | 272                 | 158                   | 178                          |

자료: 통계청 사회통계국 고용통계과

Source: Statistics Korea.



12. 산업별 상용근로자 월평균 임금 및 근로일수(10인 이상)<sup>1)</sup>

단위: 원, 일

|          | 전 산업                              |                        | 광업                                    |                        | 제조업                    |                        | 전기, 가스, 증기 및<br>공기조절공급업                                |                        | 수도, 하수 및 폐기물<br>처리, 원료 재생업  |                        |
|----------|-----------------------------------|------------------------|---------------------------------------|------------------------|------------------------|------------------------|--|------------------------|---|------------------------|
|          | All industries                    |                        | Mining & quarrying                    |                        | Manufacturing          |                        | Electricity, gas, steam and<br>air conditioning supply |                        | Water supply; sewage, waste<br>management, materials<br>recovery                                  |                        |
|          | 임금총액<br>Earnings                  | 근로일수<br>Days<br>worked | 임금총액<br>Earnings                      | 근로일수<br>Days<br>worked | 임금총액<br>Earnings       | 근로일수<br>Days<br>worked | 임금총액<br>Earnings                                       | 근로일수<br>Days<br>worked | 임금총액<br>Earnings  | 근로일수<br>Days<br>worked |
| 2023. 10 | 4,502,384                         | 18.6                   | 4,542,881                             | 19.5                   | 4,900,057              | 18.9                   | 5,669,455  | 15.4                   | 4,529,009   | 20.1                   |
| 11       | 4,374,658                         | 21.2                   | 4,949,072                             | 22.5                   | 4,659,483              | 21.5                   | 5,741,318  | 21.0                   | 4,263,582   | 22.2                   |
| 12       | 5,400,624                         | 19.4                   | 4,978,494                             | 20.8                   | 5,891,968              | 19.7                   | 8,302,077  | 19.1                   | 5,949,392   | 20.8                   |
| 2024. 1  | 5,209,113                         | 21.2                   | 5,970,904                             | 21.6                   | 5,949,947              | 21.4                   | 7,728,346  | 18.6                   | 4,772,355   | 22.3                   |
| 2        | 5,273,601                         | 18.5                   | 5,016,186                             | 19.1                   | 5,569,522              | 18.7                   | 8,614,443  | 18.6                   | 4,878,548   | 19.8                   |
| 3        | 4,803,455                         | 19.7                   | 5,175,220                             | 20.6                   | 5,014,794              | 20.0                   | 10,176,607   | 18.6                   | 4,850,213   | 21.0                   |
| 4        | 4,579,813                         | 20.5                   | 4,673,494                             | 21.5                   | 4,931,669              | 20.8                   | 5,943,037  | 18.6                   | 4,426,144   | 21.6                   |
| 5        | 4,501,729                         | 19.6                   | 5,195,544                             | 21.0                   | 4,744,154              | 20.0                   | 6,119,277  | 17.9                   | 4,641,151   | 20.9                   |
| 6        | 4,583,061                         | 18.8                   | 4,883,582                             | 20.1                   | 4,810,627              | 19.2                   | 8,879,785  | 18.6                   | 4,820,717   | 20.1                   |
| 7        | 5,128,809                         | 21.8                   | 6,145,925                             | 22.6                   | 5,588,024              | 21.6                   | 7,214,960  | 19.9                   | 4,639,994   | 22.8                   |
| 8        | 4,580,875                         | 19.9                   | 4,821,373                             | 20.7                   | 4,780,007              | 19.7                   | 5,876,226  | 19.3                   | 4,668,905   | 21.2                   |
| 9        | 5,168,036                         | 17.8                   | 5,705,454                             | 18.8                   | 5,572,326              | 17.9                   | 11,646,145   | 17.9                   | 5,672,270   | 18.9                   |
| 10       | 4,671,904                         | 19.5                   | 4,820,346                             | 20.7                   | 5,234,030              | 19.9                   | 5,769,464  | 16.0                   | 4,622,787   | 20.7                   |
|          | 정보통신업                             |                        | 금융 및 보험업                              |                        | 부동산업                   |                        | 전문, 과학 및 기술<br>서비스업                                    |                        | 사업시설 관리, 사업<br>지원 및 임대 서비스업   |                        |
|          | Information and<br>communications |                        | Financial institutions &<br>insurance |                        | Real estate activities |                        | Professional, scientific<br>and technical activities   |                        | Business facilities management and<br>business support services; rental and<br>leasing activities |                        |
|          | 임금총액<br>Earnings                  | 근로일수<br>Days<br>worked | 임금총액<br>Earnings                      | 근로일수<br>Days<br>worked | 임금총액<br>Earnings       | 근로일수<br>Days<br>worked | 임금총액<br>Earnings                                       | 근로일수<br>Days<br>worked | 임금총액<br>Earnings  | 근로일수<br>Days<br>worked |
| 2023. 10 | 5,410,954                         | 18.3                   | 6,570,046                             | 17.8                   | 3,382,832              | 18.3                   | 5,746,278  | 18.0                   | 2,765,870   | 18.8                   |
| 11       | 5,222,014                         | 21.1                   | 6,516,450                             | 20.5                   | 3,397,847              | 20.3                   | 5,701,875  | 21.0                   | 2,759,404   | 21.3                   |
| 12       | 6,508,350                         | 18.9                   | 9,736,539                             | 18.4                   | 3,871,381              | 19.0                   | 7,552,230  | 18.7                   | 3,103,750   | 19.7                   |
| 2024. 1  | 6,465,431                         | 21.1                   | 9,273,000                             | 20.9                   | 3,918,910              | 20.5                   | 6,299,179  | 20.9                   | 2,936,208   | 21.3                   |
| 2        | 6,674,721                         | 18.3                   | 9,646,923                             | 18.0                   | 3,677,940              | 18.0                   | 7,158,804  | 18.1                   | 2,967,204   | 18.7                   |
| 3        | 6,058,213                         | 19.3                   | 8,146,895                             | 19.0                   | 3,574,273              | 19.1                   | 5,970,152  | 19.3                   | 2,841,269   | 19.7                   |
| 4        | 5,468,105                         | 20.2                   | 7,459,422                             | 19.8                   | 3,472,675              | 19.8                   | 5,796,153  | 20.2                   | 2,824,274   | 20.5                   |
| 5        | 5,504,646                         | 19.2                   | 7,023,219                             | 18.8                   | 3,501,155              | 19.1                   | 5,724,513  | 19.0                   | 2,836,194   | 19.8                   |
| 6        | 5,480,570                         | 18.4                   | 6,938,639                             | 17.9                   | 3,536,416              | 18.3                   | 6,062,826  | 18.4                   | 2,850,697   | 18.9                   |
| 7        | 5,753,776                         | 21.9                   | 7,690,229                             | 21.5                   | 3,789,038              | 21.2                   | 7,824,777  | 21.7                   | 2,895,884   | 22.1                   |
| 8        | 5,690,073                         | 19.8                   | 7,071,417                             | 19.3                   | 3,502,100              | 19.4                   | 6,119,560  | 19.6                   | 2,838,702   | 20.4                   |
| 9        | 5,891,766                         | 17.3                   | 8,087,247                             | 16.8                   | 3,783,214              | 17.4                   | 6,804,526  | 17.3                   | 2,986,094   | 18.0                   |
| 10       | 5,468,627                         | 19.1                   | 6,874,047                             | 18.6                   | 3,484,086              | 18.9                   | 5,845,646  | 18.8                   | 2,866,409   | 19.6                   |

주: 1) 한국표준산업분류 10차 개정 기준임

자료: 고용노동부 고용정책실 노동시장조사과



## 12. Monthly Earnings and Days Worked of Regular Employee by Industry <sup>1)</sup> (10 Employees and More)

In won, day

| 건설업          |             | 도매 및 소매업                   |             | 운수 및 창고업                   |             | 숙박 및 음식점업                       |             |          |
|--------------|-------------|----------------------------|-------------|----------------------------|-------------|---------------------------------|-------------|----------|
| Construction |             | Wholesale and retail trade |             | Transportation and storage |             | Accommodation and food services |             |          |
| 임금총액         | 근로일수        | 임금총액                       | 근로일수        | 임금총액                       | 근로일수        | 임금총액                            | 근로일수        |          |
| Earnings     | Days worked | Earnings                   | Days worked | Earnings                   | Days worked | Earnings                        | Days worked |          |
| 4,845,569    | 18.7        | 4,742,648                  | 18.8        | 4,295,994                  | 19.1        | 3,268,406                       | 20.4        | 10. 2023 |
| 4,921,023    | 21.7        | 4,569,942                  | 21.4        | 3,942,302                  | 20.9        | 3,191,279                       | 22.3        | 11       |
| 5,401,978    | 19.8        | 5,574,421                  | 19.5        | 5,361,216                  | 19.8        | 3,581,441                       | 21.1        | 12       |
| 5,618,517    | 21.6        | 5,475,801                  | 21.5        | 4,402,245                  | 20.9        | 3,542,646                       | 22.3        | 1. 2024  |
| 5,521,443    | 18.8        | 5,467,528                  | 18.8        | 4,976,786                  | 18.8        | 3,477,459                       | 20.0        | 2        |
| 5,008,665    | 19.9        | 5,244,343                  | 19.9        | 4,826,305                  | 19.9        | 3,263,234                       | 20.9        | 3        |
| 4,918,821    | 20.8        | 4,823,921                  | 20.7        | 4,474,647                  | 20.4        | 3,277,708                       | 21.6        | 4        |
| 4,917,504    | 19.7        | 4,755,311                  | 19.8        | 4,338,153                  | 19.8        | 3,270,286                       | 21.0        | 5        |
| 5,043,615    | 19.1        | 4,786,058                  | 19.0        | 4,464,939                  | 19.1        | 3,294,901                       | 20.6        | 6        |
| 5,175,825    | 22.5        | 5,344,423                  | 22.2        | 4,809,335                  | 21.6        | 3,417,591                       | 23.0        | 7        |
| 4,988,627    | 20.4        | 4,868,867                  | 20.2        | 4,424,259                  | 20.3        | 3,233,042                       | 21.5        | 8        |
| 5,426,671    | 18.0        | 5,289,536                  | 18.0        | 4,890,585                  | 18.4        | 3,660,093                       | 19.7        | 9        |
| 4,919,273    | 19.6        | 4,905,989                  | 19.7        | 4,377,101                  | 19.8        | 3,422,777                       | 20.9        | 10       |

| 교육 서비스업   |             | 보건업 및 사회복지 서비스업        |             | 예술, 스포츠 및 여가관련 서비스업                          |             | 협회 및 단체, 수리 및 기타 개인 서비스업                                     |             |          |
|-----------|-------------|------------------------|-------------|--|-------------|--|-------------|----------|
| Education |             | Health and social work |             | Arts, sports and recreation related services |             | Membership organizations, repair and other personal services |             |          |
| 임금총액      | 근로일수        | 임금총액                   | 근로일수        | 임금총액   | 근로일수        | 임금총액   | 근로일수        |          |
| Earnings  | Days worked | Earnings               | Days worked | Earnings                                     | Days worked | Earnings   | Days worked |          |
| 3,795,717 | 17.2        | 3,509,958              | 18.9        | 3,832,725                                    | 18.7        | 4,533,219  | 19.0        | 10. 2023 |
| 3,821,054 | 19.6        | 3,492,161              | 21.3        | 3,870,015                                    | 21.0        | 3,897,518  | 21.7        | 11       |
| 4,028,172 | 17.6        | 3,731,954              | 19.6        | 4,560,254                                    | 19.1        | 4,697,826  | 19.9        | 12       |
| 4,510,835 | 18.5        | 3,675,796              | 21.4        | 4,531,321                                    | 20.5        | 4,292,108  | 21.6        | 1. 2024  |
| 4,737,808 | 16.5        | 3,821,763              | 18.7        | 4,320,141                                    | 18.2        | 4,600,064  | 19.0        | 2        |
| 4,582,721 | 18.1        | 3,551,553              | 19.7        | 3,916,560                                    | 19.7        | 4,171,691  | 20.1        | 3        |
| 3,937,988 | 18.8        | 3,545,759              | 20.5        | 3,938,369                                    | 20.3        | 3,938,423  | 20.8        | 4        |
| 3,887,072 | 18.1        | 3,584,533              | 19.7        | 3,886,850                                    | 19.6        | 3,910,351  | 20.0        | 5        |
| 3,913,177 | 16.9        | 3,582,789              | 18.8        | 3,948,431                                    | 18.8        | 3,912,348  | 19.3        | 6        |
| 4,545,716 | 19.5        | 3,638,880              | 22.0        | 4,340,701                                    | 21.8        | 4,736,156  | 22.4        | 7        |
| 4,041,801 | 18.0        | 3,568,199              | 20.2        | 3,858,153                                    | 20.2        | 3,990,413  | 20.8        | 8        |
| 4,736,080 | 16.3        | 3,967,552              | 17.9        | 4,502,497                                    | 17.8        | 4,674,130  | 18.3        | 9        |
| 3,873,720 | 17.7        | 3,605,329              | 19.6        | 3,951,123                                    | 19.5        | 4,759,061  | 19.9        | 10       |

Note: 1) Based on the 10th revision of Korean Standard Industrial Classification.

Source: Ministry of Employment and Labor.

13. 광업 및 제조업 상용근로자 월평균 임금 및 근로일수(10인 이상) <sup>1)</sup>

단위: 원, 일

|       | 광업                 |             |                                       |             |  |             |                               |             |      |
|-------|--------------------|-------------|---------------------------------------|-------------|--|-------------|-------------------------------|-------------|------|
|       |                    |             | 석탄, 원유 및 천연가스                         |             | 비금속 광물광업; 연료용제외                                      |             |                               |             |      |
|       | Mining & quarrying |             | Coal, crude petroleum and natural gas |             | Non-metallic minerals, except fuel                   |             |                               |             |      |
|       | 임금총액               | 근로일수        | 임금총액                                  | 근로일수        | 임금총액   | 근로일수        |                               |             |      |
|       | Earnings           | Days worked | Earnings                              | Days worked | Earnings   | Days worked |                               |             |      |
| 2023. | 10                 | 4,542,881   | 19.5                                  | 4,513,073   | 17.5   | 4,477,894   | 20.0                          |             |      |
|       | 11                 | 4,949,072   | 22.5                                  | 7,518,302   | 21.6   | 4,386,367   | 22.9                          |             |      |
|       | 12                 | 4,978,494   | 20.8                                  | 4,440,064   | 19.2   | 4,982,152   | 21.4                          |             |      |
| 2024. | 1                  | 5,970,904   | 21.6                                  | 8,326,554   | 20.7   | 5,504,937   | 21.9                          |             |      |
|       | 2                  | 5,016,186   | 19.1                                  | 4,443,864   | 17.4   | 5,104,561   | 19.5                          |             |      |
|       | 3                  | 5,175,220   | 20.6                                  | 7,442,606   | 20.3   | 4,689,540   | 20.7                          |             |      |
|       | 4                  | 4,673,494   | 21.5                                  | 4,493,485   | 20.2   | 4,633,982   | 21.9                          |             |      |
|       | 5                  | 5,195,544   | 21.0                                  | 7,369,112   | 20.2   | 4,705,199   | 21.4                          |             |      |
|       | 6                  | 4,883,582   | 20.1                                  | 5,235,934   | 19.6   | 4,759,539   | 20.4                          |             |      |
|       | 7                  | 6,145,925   | 22.6                                  | 8,962,333   | 19.6   | 4,979,959   | 23.2                          |             |      |
|       | 8                  | 4,821,373   | 20.7                                  | 4,560,523   | 18.6   | 4,801,664   | 21.2                          |             |      |
|       | 9                  | 5,705,454   | 18.8                                  | 7,766,140   | 17.0   | 5,400,414   | 19.2                          |             |      |
|       | 10                 | 4,820,346   | 20.7                                  | 4,667,300   | 17.2   | 4,789,947   | 21.3                          |             |      |
|       |                    |             |                                       |             |  |             |                               |             |      |
|       | 제조업                |             |                                       |             |  |             |                               |             |      |
|       | 담배제조업              |             | 섬유제품제조업; 의복제외                         |             | 의복, 의복액세서리및모피제조업                                     |             | 가죽, 가방 및 신발제조업                |             |      |
|       | Tobacco            |             | Textiles, except apparel              |             | Wearing apparel, clothing accessories & fur articles |             | Leather, luggage and footwear |             |      |
|       | 임금총액               | 근로일수        | 임금총액                                  | 근로일수        | 임금총액   | 근로일수        | 임금총액                          | 근로일수        |      |
|       | Earnings           | Days worked | Earnings                              | Days worked | Earnings   | Days worked | Earnings                      | Days worked |      |
| 2023. | 10                 | 5,369,726   | 17.8                                  | 3,625,352   | 19.5   | 4,219,442   | 18.3                          | 3,651,956   | 18.7 |
|       | 11                 | 5,636,327   | 21.0                                  | 3,559,949   | 21.8   | 4,108,868   | 21.4                          | 3,647,038   | 21.7 |
|       | 12                 | 5,863,655   | 17.5                                  | 3,881,433   | 20.1   | 4,717,175   | 19.4                          | 4,158,493   | 19.6 |
| 2024. | 1                  | 6,031,779   | 20.9                                  | 3,831,580   | 21.8   | 5,948,873   | 21.3                          | 4,011,408   | 21.9 |
|       | 2                  | 14,427,321  | 18.0                                  | 3,825,999   | 18.9   | 4,396,065   | 18.5                          | 3,877,914   | 18.6 |
|       | 3                  | 5,475,071   | 19.0                                  | 3,622,566   | 20.3   | 4,337,417   | 19.6                          | 3,929,942   | 19.9 |
|       | 4                  | 9,586,248   | 20.4                                  | 3,672,342   | 21.0   | 4,542,281   | 20.6                          | 3,771,767   | 21.0 |
|       | 5                  | 5,801,292   | 19.0                                  | 3,707,172   | 20.5   | 4,464,671   | 19.3                          | 3,767,778   | 19.9 |
|       | 6                  | 5,872,697   | 18.9                                  | 3,702,917   | 19.3   | 4,261,604   | 18.7                          | 3,730,844   | 18.7 |
|       | 7                  | 6,242,433   | 22.3                                  | 3,809,324   | 21.8   | 4,597,218   | 22.0                          | 4,016,151   | 22.1 |
|       | 8                  | 9,246,028   | 18.8                                  | 3,810,603   | 19.6   | 4,451,445   | 19.8                          | 3,823,482   | 19.7 |
|       | 9                  | 5,882,134   | 17.0                                  | 4,001,845   | 18.0   | 4,529,143   | 17.8                          | 4,062,571   | 18.0 |
|       | 10                 | 5,847,409   | 19.2                                  | 3,751,290   | 20.3   | 4,350,155   | 19.1                          | 3,821,063   | 20.0 |

주: 1) 한국표준산업분류 10차 개정 기준임

자료: 고용노동부 고용정책실 노동시장조사와

### 13. Monthly Earnings and Days Worked of Regular Employee by <sup>1)</sup> Mining and Manufacturing Industry (10 Employees and More)

In won, day

|  |             | 제조업   |             |  |             |                     |             |          |
|--|-------------|---|-------------|--|-------------|---------------------|-------------|----------|
| 광업지원서비스업<br>Mining support service activities                      |             | Manufacturing                                   |             | 식품 제조업<br>Food products                                    |             | 음료 제조업<br>Beverages |             |          |
| 임금총액   | 근로일수        | 임금총액  | 근로일수        | 임금총액   | 근로일수        | 임금총액                | 근로일수        |          |
| Earnings   | Days worked | Earnings  | Days worked | Earnings   | Days worked | Earnings            | Days worked |          |
| ...  | ...         | 4,900,057                                       | 18.9        | 3,517,827  | 19.3        | 5,717,582           | 19.0        | 10. 2023 |
| ...  | ...         | 4,659,483                                       | 21.5        | 3,330,864  | 21.6        | 4,900,851           | 20.9        | 11       |
| ...  | ...         | 5,891,968                                       | 19.7        | 4,128,960  | 19.9        | 5,881,493           | 18.8        | 12       |
| ...  | ...         | 5,949,947                                       | 21.4        | 4,089,119  | 22.0        | 5,432,892           | 21.1        | 1. 2024  |
| ...  | ...         | 5,569,522                                       | 18.7        | 3,782,851  | 19.0        | 6,559,373           | 18.1        | 2        |
| ...  | ...         | 5,014,794                                       | 20.0        | 3,555,866  | 20.3        | 5,209,076           | 19.4        | 3        |
| ...  | ...         | 4,931,669                                       | 20.8        | 3,479,370  | 21.0        | 6,361,166           | 20.2        | 4        |
| ...  | ...         | 4,744,154                                       | 20.0        | 3,600,837  | 20.4        | 5,063,149           | 19.5        | 5        |
| ...  | ...         | 4,810,627                                       | 19.2        | 3,547,630  | 19.5        | 5,566,146           | 18.9        | 6        |
| ...  | ...         | 5,588,024                                       | 21.6        | 3,624,094  | 22.3        | 5,371,462           | 21.5        | 7        |
| ...  | ...         | 4,780,007                                       | 19.7        | 3,671,491  | 20.7        | 5,882,478           | 19.5        | 8        |
| ...  | ...         | 5,572,326                                       | 17.9        | 3,995,310  | 18.3        | 6,811,584           | 17.6        | 9        |
| ...  | ...         | 5,234,030                                       | 19.9        | 3,591,247  | 20.4        | 5,915,466           | 19.4        | 10       |
| Manufacturing  |             |   |             |  |             |                     |             |          |
| 목재 및 나무제품; 가구 제외<br>Wood products of wood & cork, except furniture |             | 펄프, 종이 및 종이제품<br>Pulp, paper and paper products |             | 인쇄 및 기록매체 복제업<br>Printing & reproduction of recorded media |             |                     |             |          |
| 임금총액   | 근로일수        | 임금총액  | 근로일수        | 임금총액   | 근로일수        |                     |             |          |
| Earnings   | Days worked | Earnings  | Days worked | Earnings   | Days worked |                     |             |          |
| 4,054,867  | 19.7        | 4,178,671                                       | 19.2        | 3,477,854  | 18.4        |                     |             | 10. 2023 |
| 4,042,133  | 22.0        | 4,146,096                                       | 21.7        | 3,456,082  | 21.6        |                     |             | 11       |
| 4,252,314  | 20.3        | 5,540,625                                       | 19.8        | 3,891,383  | 19.7        |                     |             | 12       |
| 4,228,697  | 22.4        | 4,813,854                                       | 21.7        | 3,708,457  | 21.6        |                     |             | 1. 2024  |
| 4,470,790  | 19.5        | 4,562,092                                       | 19.2        | 3,668,026  | 18.7        |                     |             | 2        |
| 4,160,263  | 20.6        | 4,192,183                                       | 19.9        | 3,586,090  | 19.6        |                     |             | 3        |
| 3,938,273  | 21.4        | 4,129,567                                       | 20.8        | 3,516,585  | 20.8        |                     |             | 4        |
| 4,039,968  | 20.6        | 4,131,408                                       | 19.8        | 3,539,176  | 19.7        |                     |             | 5        |
| 4,088,490  | 19.8        | 4,230,725                                       | 19.0        | 3,565,100  | 19.1        |                     |             | 6        |
| 4,126,081  | 22.4        | 4,522,710                                       | 21.9        | 3,665,402  | 22.2        |                     |             | 7        |
| 4,109,645  | 20.5        | 4,223,110                                       | 20.1        | 3,541,366  | 19.5        |                     |             | 8        |
| 4,532,825  | 18.4        | 4,712,083                                       | 18.1        | 3,694,592  | 17.9        |                     |             | 9        |
| 3,951,024  | 20.5        | 4,304,090                                       | 20.0        | 3,539,821  | 19.8        |                     |             | 10       |

Note: 1) Based on the 10th revision of Korean Standard Industrial Classification.

Source: Ministry of Employment and Labor.

### 13. 광업 및 제조업 상용근로자 월평균 임금 및 근로일수<sup>1)</sup> (10인 이상)(계속)

단위: 원, 일

|          | 제조업   |             |  |             |   |             |   |             |
|----------|---|-------------|--|-------------|---|-------------|---|-------------|
|          | 코크스, 연탄 및 석유정제품<br>Coke, briquettes and refined petroleum products                  |             | 화학물질 및 화학제품 : 의약품제외<br>Chemicals and chemical products except pharmaceuticals, medicinal chemicals |             | 의료용 물질 및 의약품<br>Pharmaceuticals, medicinal chemicals and botanical products |             | 고무 및 플라스틱제품<br>Rubber and plastic products                  |             |
|          | 임금총액  | 근로일수        | 임금총액   | 근로일수        | 임금총액  | 근로일수        | 임금총액  | 근로일수        |
|          | Earnings  | Days worked | Earnings   | Days worked | Earnings  | Days worked | Earnings  | Days worked |
| 2023. 10 | 8,753,792   | 18.5        | 5,323,743  | 18.9        | 4,473,131   | 18.4        | 4,102,468   | 19.1        |
| 11       | 10,514,261  | 21.1        | 5,040,210  | 21.6        | 4,376,262   | 21.2        | 4,068,901   | 21.8        |
| 12       | 9,113,722   | 18.7        | 7,530,654  | 19.7        | 5,510,694   | 18.9        | 5,035,387   | 19.9        |
| 2024. 1  | 14,809,583  | 21.0        | 5,746,714  | 21.4        | 7,726,115   | 21.0        | 4,363,243   | 21.5        |
| 2        | 14,627,048  | 18.6        | 7,031,181  | 19.0        | 6,082,077   | 18.4        | 4,723,836   | 18.8        |
| 3        | 15,695,369  | 19.7        | 5,689,284  | 19.9        | 4,770,719   | 19.5        | 4,188,212   | 20.0        |
| 4        | 8,658,121   | 20.5        | 5,466,581  | 20.7        | 4,787,730   | 20.3        | 4,164,732   | 21.0        |
| 5        | 8,174,697   | 19.4        | 5,194,593  | 19.9        | 4,593,846   | 19.2        | 4,279,525   | 20.1        |
| 6        | 7,939,892   | 18.2        | 5,589,269  | 19.3        | 4,841,069   | 18.4        | 4,157,243   | 19.2        |
| 7        | 9,771,791   | 22.0        | 5,482,631  | 21.9        | 5,172,234   | 21.7        | 4,814,650   | 21.9        |
| 8        | 7,369,724   | 19.5        | 5,366,074  | 19.7        | 4,741,244   | 18.6        | 4,204,631   | 19.9        |
| 9        | 8,688,827   | 17.1        | 6,196,849  | 18.1        | 5,015,423   | 17.4        | 4,879,017   | 17.8        |
| 10       | 8,288,243   | 19.2        | 5,618,635  | 19.8        | 4,749,940   | 19.0        | 4,330,805   | 20.1        |
|          | 제조업   |             |  |             |   |             |   |             |
|          | 의료, 정밀, 광학기기 및 시계<br>Medical, precision and optical instruments, watches and clocks |             | 전기장비제조업<br>Electrical equipment  |             | 기타 기계 및 장비<br>Other machinery and equipment                                 |             | 자동차 및 트레일러 제조업<br>Motor vehicles, trailers and semitrailers |             |
|          | 임금총액  | 근로일수        | 임금총액   | 근로일수        | 임금총액  | 근로일수        | 임금총액  | 근로일수        |
|          | Earnings  | Days worked | Earnings   | Days worked | Earnings  | Days worked | Earnings  | Days worked |
| 2023. 10 | 4,447,914   | 18.9        | 4,497,961  | 18.6        | 4,418,413   | 18.7        | 7,281,908   | 19.0        |
| 11       | 4,584,417   | 21.7        | 4,573,251  | 21.5        | 4,385,994   | 21.5        | 5,421,719   | 21.2        |
| 12       | 5,526,847   | 19.2        | 5,344,824  | 19.3        | 5,087,607   | 19.5        | 7,787,575   | 19.8        |
| 2024. 1  | 5,175,365   | 21.6        | 5,676,931  | 21.4        | 4,615,464   | 21.4        | 5,489,531   | 21.2        |
| 2        | 4,917,405   | 18.5        | 5,915,734  | 18.6        | 5,284,212   | 18.5        | 5,900,565   | 18.2        |
| 3        | 4,886,577   | 19.7        | 4,525,852  | 19.9        | 4,639,346   | 20.1        | 5,423,862   | 20.1        |
| 4        | 4,536,367   | 20.6        | 5,052,439  | 20.8        | 4,480,353   | 20.9        | 5,113,215   | 20.9        |
| 5        | 4,488,993   | 19.7        | 4,527,683  | 19.8        | 4,522,397   | 20.0        | 5,089,476   | 20.3        |
| 6        | 5,140,217   | 18.7        | 4,556,813  | 19.2        | 4,386,829   | 19.0        | 5,059,900   | 19.2        |
| 7        | 4,744,111   | 21.8        | 4,978,320  | 21.8        | 4,852,945   | 21.5        | 9,193,699   | 19.8        |
| 8        | 4,593,293   | 19.7        | 4,585,249  | 19.4        | 4,367,417   | 19.6        | 5,243,571   | 19.0        |
| 9        | 5,106,276   | 17.6        | 5,248,748  | 17.7        | 5,066,986   | 17.7        | 7,320,050   | 17.7        |
| 10       | 4,568,425   | 19.8        | 5,014,315  | 19.6        | 4,462,746   | 19.8        | 8,053,604   | 19.9        |

### 13. Monthly Earnings and Days Worked of Regular Employee by <sup>1)</sup> Mining and Manufacturing Industry (10 Employees and More)(Cont'd)

In won, day

| Manufacturing                       |             |                      |             |  |             |   |             |          |
|-------------------------------------|-------------|----------------------|-------------|--|-------------|---|-------------|----------|
| 비금속 광물제품                            |             | 1차금속                 |             | 금속가공제품 ; 기계 및 가구제외   |             | 전자부품, 컴퓨터, 영상, 음향 및 통신장비  |             |          |
| Other non-metallic mineral products |             | Basic metal products |             | Fabricated metal products ; except machinery and furniture |             | Electronic components, computer, visual, sounding and communication equipment |             |          |
| 임금총액                                | 근로일수        | 임금총액                 | 근로일수        | 임금총액   | 근로일수        | 임금총액  | 근로일수        |          |
| Earnings                            | Days worked | Earnings             | Days worked | Earnings   | Days worked | Earnings  | Days worked |          |
| 4,724,025                           | 19.6        | 5,262,166            | 18.8        | 3,980,360  | 19.3        | 5,749,329   | 18.1        | 10. 2023 |
| 4,512,585                           | 22.3        | 5,803,658            | 21.8        | 4,016,780  | 22.0        | 5,611,254   | 20.9        | 11       |
| 5,576,065                           | 20.4        | 6,838,000            | 20.1        | 4,782,897  | 20.2        | 7,127,692   | 19.1        | 12       |
| 5,442,252                           | 22.0        | 5,429,038            | 21.3        | 4,454,274  | 22.1        | 12,118,714  | 20.6        | 1. 2024  |
| 5,887,753                           | 19.4        | 5,949,672            | 19.3        | 4,617,880  | 19.1        | 7,018,526   | 18.3        | 2        |
| 4,647,728                           | 20.8        | 6,102,026            | 20.1        | 4,254,206  | 20.6        | 6,150,235   | 19.3        | 3        |
| 4,763,295                           | 21.4        | 6,929,480            | 21.2        | 4,037,038  | 21.3        | 6,629,965   | 20.2        | 4        |
| 4,780,685                           | 20.6        | 5,449,003            | 20.2        | 4,122,913  | 20.4        | 6,102,636   | 19.3        | 5        |
| 4,801,241                           | 19.9        | 5,499,731            | 19.5        | 4,150,074  | 19.9        | 6,066,333   | 18.9        | 6        |
| 4,970,652                           | 22.5        | 5,489,868            | 21.7        | 4,432,746  | 22.1        | 7,340,836   | 21.6        | 7        |
| 4,761,321                           | 20.5        | 5,363,273            | 19.9        | 4,107,694  | 20.2        | 6,118,808   | 19.6        | 8        |
| 5,693,192                           | 18.6        | 6,093,229            | 18.3        | 4,604,946  | 18.1        | 6,853,467   | 17.8        | 9        |
| 4,868,673                           | 20.5        | 5,372,643            | 19.5        | 4,176,505  | 20.6        | 6,308,737   | 19.0        | 10       |
| Manufacturing                       |             |                      |             |  |             |   |             |          |
| 기타 운송장비                             |             | 가구                   |             | 기타제품   |             | 산업용 기계 및 장비 수리업   |             |          |
| Other transport equipment           |             | Furniture            |             | Other manufacturing  |             | Maintenance and repair services of industrial machinery and equipment         |             |          |
| 임금총액                                | 근로일수        | 임금총액                 | 근로일수        | 임금총액   | 근로일수        | 임금총액  | 근로일수        |          |
| Earnings                            | Days worked | Earnings             | Days worked | Earnings   | Days worked | Earnings  | Days worked |          |
| 5,190,547                           | 19.5        | 3,651,114            | 19.3        | 3,606,367  | 18.6        | 5,102,979   | 18.2        | 10. 2023 |
| 4,931,731                           | 21.9        | 3,625,818            | 22.1        | 3,521,892  | 21.5        | 4,783,917   | 21.2        | 11       |
| 7,104,701                           | 20.2        | 4,120,121            | 20.7        | 4,384,507  | 19.6        | 6,938,756   | 19.4        | 12       |
| 5,416,854                           | 21.7        | 3,948,915            | 22.0        | 3,895,988  | 21.3        | 5,384,343   | 21.1        | 1. 2024  |
| 6,278,998                           | 18.9        | 4,131,084            | 19.3        | 3,913,381  | 18.8        | 6,406,572   | 18.8        | 2        |
| 6,000,024                           | 20.7        | 3,911,920            | 20.3        | 3,671,013  | 19.7        | 10,482,342  | 19.9        | 3        |
| 4,963,714                           | 21.1        | 3,877,128            | 21.3        | 3,657,215  | 20.6        | 5,233,896   | 20.6        | 4        |
| 4,908,388                           | 20.7        | 3,882,800            | 19.9        | 3,684,284  | 19.8        | 5,083,637   | 19.6        | 5        |
| 5,428,263                           | 19.6        | 3,836,878            | 19.7        | 3,844,438  | 19.0        | 6,939,512   | 19.2        | 6        |
| 5,533,708                           | 22.0        | 3,998,074            | 22.0        | 3,799,538  | 22.3        | 5,082,129   | 22.2        | 7        |
| 5,161,961                           | 18.2        | 3,903,211            | 20.1        | 3,702,906  | 20.1        | 5,188,848   | 20.3        | 8        |
| 6,484,546                           | 18.3        | 4,084,724            | 18.5        | 4,071,911  | 17.8        | 5,491,173   | 18.0        | 9        |
| 6,252,181                           | 20.8        | 3,833,075            | 19.9        | 3,698,712  | 19.5        | 5,204,988   | 19.5        | 10       |

14. 노동생산성지수(산업생산기준)<sup>1)2)4)</sup>

2020=100, %

|          | 비농전산업                             |             | 광공업 <sup>3)</sup>                     |             | 광업                     |             | 제조업  |             | 전기, 가스, 증기 및<br>공기조절공급업   |             |
|----------|-----------------------------------|-------------|---------------------------------------|-------------|------------------------|-------------|--|-------------|---|-------------|
|          | Non-agricultural sector           |             | Industry                              |             | Mining                 |             | Manufacturing  |             | Electricity, gas, steam and<br>air conditioning supply  |             |
|          | 지수                                | 증감률         | 지수                                    | 증감률         | 지수                     | 증감률         | 지수   | 증감률         | 지수  | 증감률         |
|          | Index                             | Change rate | Index                                 | Change rate | Index                  | Change rate | Index  | Change rate | Index   | Change rate |
| 2021     | 104.1                             | 4.1         | 104.5                                 | 4.5         | 112.7                  | 12.7        | 108.5  | 8.5         | 44.7  | -55.3       |
| 2022     | 106.6                             | 2.3         | 107.0                                 | 2.3         | 109.7                  | -2.7        | 109.0  | 0.5         | 63.8  | 42.6        |
| 2023     | 109.9                             | 3.1         | 106.2                                 | -0.7        | 110.5                  | 0.7         | 105.6  | -3.1        | 131.9   | 106.8       |
| 2022.3/4 | 104.3                             | 0.9         | 104.6                                 | -3.7        | 111.7                  | -3.6        | 107.0  | -2.4        | 57.9  | -32.0       |
| 4/4      | 107.7                             | 1.1         | 102.5                                 | -7.2        | 112.3                  | -4.0        | 102.8  | -7.4        | 90.3  | -2.9        |
| 2023.1/4 | 104.9                             | -2.2        | 99.9                                  | -11.0       | 96.4                   | -0.5        | 99.2   | -13.5       | 111.6   | 71.9        |
| 2/4      | 109.3                             | 2.2         | 105.2                                 | -3.3        | 118.1                  | 0.8         | 105.3  | -6.0        | 110.7   | 116.2       |
| 3/4      | 108.4                             | 3.9         | 107.1                                 | 2.4         | 104.9                  | -6.1        | 106.5  | -0.4        | 151.1   | 161.1       |
| 4/4      | 116.8                             | 8.5         | 112.4                                 | 9.7         | 122.6                  | 9.2         | 111.5  | 8.4         | 176.2   | 95.2        |
| 2024.1/4 | 109.8                             | 4.7         | 106.1                                 | 6.2         | 103.9                  | 7.7         | 106.0  | 6.8         | 102.2   | -8.4        |
| 2/4      | 113.0                             | 3.4         | 109.7                                 | 4.3         | 115.5                  | -2.2        | 111.7  | 6.0         | 68.7  | -37.9       |
| 3/4      | 109.3                             | 0.8         | 107.4                                 | 0.3         | 97.6                   | -7.0        | 110.0  | 3.2         | 57.5  | -61.9       |
|          | 정보통신업                             |             | 금융 및 보험업                              |             | 부동산업                   |             | 전문, 과학 및 기술<br>서비스업                                  |             | 사업시설관리, 사업<br>지원 및 임대서비스업   |             |
|          | Information and<br>communications |             | Financial institutions &<br>insurance |             | Real estate activities |             | Professional, scientific<br>and technical activities |             | Business facilities management and<br>business support services, rental and<br>leasing activities |             |
|          | 지수                                | 증감률         | 지수                                    | 증감률         | 지수                     | 증감률         | 지수   | 증감률         | 지수  | 증감률         |
|          | Index                             | Change rate | Index                                 | Change rate | Index                  | Change rate | Index  | Change rate | Index   | Change rate |
| 2021     | 100.5                             | 0.5         | 106.6                                 | 6.6         | 100.6                  | 0.6         | 97.9   | -2.1        | 101.7   | 1.7         |
| 2022     | 91.6                              | -8.8        | 110.7                                 | 3.9         | 105.3                  | 4.7         | 94.8   | -3.2        | 104.9   | 3.1         |
| 2023     | 87.6                              | -4.4        | 127.8                                 | 15.5        | 114.1                  | 8.4         | 94.4   | -0.4        | 108.2   | 3.2         |
| 2022.3/4 | 86.6                              | -9.6        | 112.9                                 | 2.5         | 103.3                  | 5.1         | 87.8   | -2.4        | 103.3   | 3.3         |
| 4/4      | 97.0                              | -8.8        | 116.9                                 | 16.0        | 106.7                  | 6.3         | 101.3  | -3.1        | 107.4   | 3.7         |
| 2023.1/4 | 80.7                              | -12.9       | 123.5                                 | 14.4        | 110.7                  | 4.0         | 86.7   | -6.5        | 102.4   | -1.6        |
| 2/4      | 84.9                              | -6.0        | 117.2                                 | 11.7        | 114.2                  | 8.8         | 97.6   | 0.5         | 107.4   | 2.6         |
| 3/4      | 84.7                              | -2.2        | 112.3                                 | -0.6        | 115.5                  | 11.7        | 87.8   | 0.1         | 107.5   | 4.1         |
| 4/4      | 100.0                             | 3.1         | 172.1                                 | 47.2        | 116.4                  | 9.0         | 105.6  | 4.2         | 115.7   | 7.7         |
| 2024.1/4 | 85.7                              | 6.3         | 137.6                                 | 11.4        | 111.5                  | 0.8         | 87.0   | 0.4         | 107.2   | 4.6         |
| 2/4      | 88.0                              | 3.7         | 126.2                                 | 7.6         | 112.5                  | -1.5        | 98.7   | 1.1         | 109.9   | 2.3         |
| 3/4      | 85.9                              | 1.4         | 117.9                                 | 5.0         | 112.0                  | -3.0        | 88.0   | 0.2         | 106.7   | -0.8        |

주: 1) 한국표준산업분류 10차개정 기준, 증감률은 전년동기비입

2) 사업체노동력조사의 포괄범위 변경으로 2011년 이후 통계부터 소급 공표

3) 광업 및 제조업, 전기·가스·수도업

4) 2023년 이후 자료는 잠정치임

자료: 한국생산성본부 생산성전략연구소 생산성정책센터

# 14. Labor Productivity Index (Based on Industrial Production) <sup>1)2)4)</sup>

2020=100, %

| 건설업          |             | 서비스업    |             | 수도, 하수 및 폐기물<br>처리, 원료재생업  |             | 도매 및 소매업                   |             | 운수 및 창고업                   |             |           |
|--------------|-------------|---------|-------------|--|-------------|----------------------------|-------------|----------------------------|-------------|-----------|
| Construction |             | Service |             | Water supply; sewage,<br>waste management,<br>materials recovery |             | Wholesale and retail trade |             | Transportation and storage |             |           |
| 지수           | 증감률         | 지수      | 증감률         | 지수   | 증감률         | 지수                         | 증감률         | 지수                         | 증감률         |           |
| Index        | Change rate | Index   | Change rate | Index  | Change rate | Index                      | Change rate | Index                      | Change rate |           |
| 89.0         | -11.0       | 104.9   | 4.9         | 97.8   | -2.2        | 105.6                      | 5.6         | 105.6                      | 5.6         | 2021      |
| 88.7         | -0.4        | 108.5   | 3.5         | 88.0   | -10.1       | 106.8                      | 1.2         | 115.0                      | 8.9         | 2022      |
| 96.8         | 9.1         | 113.4   | 4.5         | 88.1   | 0.1         | 110.0                      | 3.0         | 132.5                      | 15.2        | 2023      |
| 82.6         | -0.9        | 107.0   | 3.7         | 89.1   | -9.7        | 104.6                      | 0.3         | 117.9                      | 13.6        | 3/4. 2022 |
| 99.5         | 5.9         | 111.4   | 5.0         | 89.2   | -6.6        | 108.8                      | 2.6         | 120.1                      | 15.4        | 4/4       |
| 90.1         | 8.2         | 109.0   | 1.8         | 82.1   | -2.6        | 109.1                      | 1.0         | 121.3                      | 14.6        | 1/4. 2023 |
| 100.5        | 13.0        | 112.6   | 4.1         | 90.3   | 1.1         | 110.4                      | 4.2         | 131.5                      | 14.1        | 2/4       |
| 93.1         | 12.7        | 111.4   | 4.1         | 90.4   | 1.4         | 107.5                      | 2.8         | 137.9                      | 16.9        | 3/4       |
| 103.4        | 3.9         | 120.5   | 8.1         | 89.4   | 0.3         | 113.2                      | 4.0         | 139.2                      | 16.0        | 4/4       |
| 93.8         | 4.1         | 113.2   | 3.8         | 81.3   | -1.0        | 107.7                      | -1.3        | 136.9                      | 12.9        | 1/4. 2024 |
| 96.9         | -3.6        | 116.2   | 3.3         | 89.6   | -0.8        | 111.2                      | 0.7         | 147.2                      | 12.0        | 2/4       |
| 85.6         | -8.1        | 112.9   | 1.3         | 87.8   | -2.9        | 107.3                      | -0.1        | 151.1                      | 9.6         | 3/4       |

| 숙박 및 음식점업                          |             | 교육 서비스업   |             | 보건업 및 사회복지<br>서비스업     |             | 예술, 스포츠 및 여가<br>관련 서비스업                         |             | 협회 및 단체, 수리<br>및 기타개인서비스업  |             |           |
|------------------------------------|-------------|-----------|-------------|------------------------|-------------|---|-------------|--|-------------|-----------|
| Accommodation and food<br>services |             | Education |             | Health and social work |             | Arts, sports and recreation<br>related services |             | Membership<br>organizations, repair and<br>other personal services |             |           |
| 지수                                 | 증감률         | 지수        | 증감률         | 지수                     | 증감률         | 지수  | 증감률         | 지수   | 증감률         |           |
| Index                              | Change rate | Index     | Change rate | Index                  | Change rate | Index   | Change rate | Index  | Change rate |           |
| 111.5                              | 11.5        | 100.0     | 0.0         | 98.2                   | -1.8        | 132.7   | 32.7        | 100.2  | 0.2         | 2021      |
| 126.6                              | 13.6        | 100.1     | 0.0         | 102.5                  | 4.4         | 185.8   | 40.0        | 105.6  | 5.4         | 2022      |
| 129.4                              | 2.2         | 101.3     | 1.3         | 106.3                  | 3.7         | 199.9   | 7.6         | 109.7  | 3.9         | 2023      |
| 133.2                              | 20.2        | 98.4      | -1.7        | 101.6                  | 1.3         | 197.0   | 49.5        | 104.8  | 6.5         | 3/4. 2022 |
| 128.2                              | 8.3         | 95.3      | -0.9        | 99.1                   | 4.5         | 196.2   | 18.2        | 119.6  | 5.6         | 4/4       |
| 127.2                              | 12.4        | 102.2     | -5.5        | 104.6                  | -0.6        | 164.6   | 10.3        | 97.7   | 5.1         | 1/4. 2023 |
| 129.3                              | -1.2        | 100.3     | 1.3         | 106.5                  | 1.8         | 213.2   | 8.9         | 103.7  | -0.6        | 2/4       |
| 128.4                              | -3.6        | 100.7     | 2.3         | 107.4                  | 5.7         | 205.4   | 4.3         | 108.0  | 3.1         | 3/4       |
| 132.8                              | 3.6         | 102.1     | 7.1         | 106.7                  | 7.6         | 216.5   | 10.3        | 129.9  | 8.7         | 4/4       |
| 126.0                              | -0.9        | 106.4     | 4.1         | 109.1                  | 4.3         | 173.1   | 5.2         | 102.2  | 4.6         | 1/4. 2024 |
| 132.2                              | 2.3         | 102.4     | 2.2         | 106.9                  | 0.4         | 213.9   | 0.3         | 108.9  | 5.0         | 2/4       |
| 130.9                              | 1.9         | 99.9      | -0.8        | 107.2                  | -0.2        | 197.5   | -3.9        | 108.7  | 0.6         | 3/4       |

Note: 1) Based on the 10th revision of Korean Standard Industrial Classification. Change rate is ratio to same quarter over the previous year.

2) The index was revised along with changes in source data, Labor Force Survey at Establishments-Working Condition Sector, beginning with statistics for 2011.

3) Mining and manufacturing, electricity, gas &amp; water

4) Since 2023, figures are preliminary.

Source: Korea Productivity Center.

15. 노동생산성지수(부가가치기준) <sup>1)2)4)</sup>

2020=100, %

|          | 비농전산업                             |             | 광공업 <sup>3)</sup>                     |             | 광업                     |             | 제조업  |             | 전기, 가스, 증기 및<br>공기조절공급업   |             |
|----------|-----------------------------------|-------------|---------------------------------------|-------------|------------------------|-------------|--|-------------|---|-------------|
|          | Non-agricultural sector           |             | Industry                              |             | Mining                 |             | Manufacturing  |             | Electricity, gas, steam and<br>air conditioning supply  |             |
|          | 지수                                | 증감률         | 지수                                    | 증감률         | 지수                     | 증감률         | 지수   | 증감률         | 지수  | 증감률         |
|          | Index                             | Change rate | Index                                 | Change rate | Index                  | Change rate | Index  | Change rate | Index   | Change rate |
| 2021     | 103.4                             | 3.4         | 102.3                                 | 2.3         | 126.8                  | 26.8        | 106.2  | 6.2         | 43.6  | -56.4       |
| 2022     | 104.3                             | 0.8         | 106.3                                 | 3.9         | 121.0                  | -4.6        | 108.4  | 2.0         | 63.4  | 45.5        |
| 2023     | 107.8                             | 3.4         | 110.0                                 | 3.5         | 122.1                  | 1.0         | 109.6  | 1.2         | 118.7   | 87.3        |
| 2022.3/4 | 103.6                             | -0.5        | 108.9                                 | 1.1         | 137.2                  | -4.6        | 111.6  | 2.3         | 56.9  | -28.2       |
| 4/4      | 105.8                             | 0.6         | 104.3                                 | -2.2        | 126.2                  | -6.9        | 105.2  | -2.5        | 81.6  | 0.9         |
| 2023.1/4 | 101.4                             | -2.5        | 99.0                                  | -6.6        | 88.7                   | -3.0        | 99.1   | -8.1        | 117.7   | 78.2        |
| 2/4      | 107.1                             | 3.4         | 110.0                                 | 3.7         | 127.0                  | -0.4        | 110.0  | 1.0         | 68.3  | 24.1        |
| 3/4      | 107.9                             | 4.2         | 114.0                                 | 4.7         | 132.2                  | -3.6        | 113.3  | 1.5         | 119.7   | 110.4       |
| 4/4      | 115.0                             | 8.7         | 117.2                                 | 12.4        | 140.2                  | 11.1        | 116.1  | 10.3        | 188.2   | 130.6       |
| 2024.1/4 | 106.6                             | 5.0         | 106.6                                 | 7.7         | 94.7                   | 6.7         | 106.2  | 7.2         | 93.7  | -20.4       |
| 2/4      | 110.8                             | 3.4         | 114.6                                 | 4.1         | 125.1                  | -1.6        | 116.2  | 5.6         | 69.9  | 2.3         |
| 3/4      | 109.6                             | 1.5         | 115.0                                 | 0.8         | 129.6                  | -2.0        | 118.0  | 4.1         | 53.0  | -55.7       |
|          | 정보통신업                             |             | 금융 및 보험업                              |             | 부동산업                   |             | 전문, 과학 및 기술<br>서비스업                                  |             | 사업시설관리, 사업<br>지원 및 임대서비스업   |             |
|          | Information and<br>communications |             | Financial institutions &<br>insurance |             | Real estate activities |             | Professional, scientific<br>and technical activities |             | Business facilities management and<br>business support services, rental and<br>leasing activities |             |
|          | 지수                                | 증감률         | 지수                                    | 증감률         | 지수                     | 증감률         | 지수   | 증감률         | 지수  | 증감률         |
|          | Index                             | Change rate | Index                                 | Change rate | Index                  | Change rate | Index  | Change rate | Index   | Change rate |
| 2021     | 97.9                              | -2.1        | 105.0                                 | 5.0         | 100.0                  | 0.0         | 99.4   | -0.6        | 97.0  | -3.0        |
| 2022     | 90.0                              | -8.1        | 103.2                                 | -1.7        | 95.0                   | -5.0        | 96.8   | -2.6        | 96.7  | -0.3        |
| 2023     | 87.0                              | -3.4        | 113.2                                 | 9.7         | 100.0                  | 5.2         | 96.6   | -0.2        | 99.3  | 2.7         |
| 2022.3/4 | 85.3                              | -10.0       | 104.7                                 | -6.3        | 92.5                   | -5.9        | 94.1   | -3.8        | 88.7  | -6.5        |
| 4/4      | 91.9                              | -9.1        | 99.6                                  | 4.4         | 91.3                   | -1.0        | 103.2  | -2.8        | 113.2   | 2.7         |
| 2023.1/4 | 86.3                              | -8.0        | 111.1                                 | 3.2         | 100.9                  | -0.1        | 86.1   | -6.2        | 87.7  | -3.8        |
| 2/4      | 84.7                              | -5.1        | 105.0                                 | 3.7         | 101.8                  | 6.6         | 98.6   | 1.1         | 95.4  | 2.6         |
| 3/4      | 83.2                              | -2.4        | 102.0                                 | -2.6        | 99.2                   | 7.2         | 94.7   | 0.6         | 93.0  | 4.8         |
| 4/4      | 93.6                              | 1.8         | 144.5                                 | 45.0        | 98.0                   | 7.3         | 107.2  | 3.8         | 121.2   | 7.0         |
| 2024.1/4 | 89.1                              | 3.3         | 121.8                                 | 9.6         | 100.5                  | -0.4        | 87.0   | 1.0         | 91.4  | 4.1         |
| 2/4      | 84.8                              | 0.0         | 113.6                                 | 8.2         | 102.9                  | 1.1         | 97.3   | -1.3        | 98.5  | 3.2         |
| 3/4      | 82.5                              | -0.9        | 110.0                                 | 7.9         | 99.4                   | 0.3         | 92.3   | -2.5        | 93.3  | 0.3         |

주: 1) 한국표준산업분류 10차개정 기준, 불변가격, 증감률은 전년동기비임

2) 사업체노동력조사의 포괄범위 변경으로 2011년 이후 통계부터 소급 공표

3) 광업 및 제조업, 전기·가스·수도업

4) 2023년 이후 자료는 잠정치임

자료: 한국생산성본부 생산성전략연구소 생산성정책센터



15. Labor Productivity Index (By Value-Added) <sup>1)2)4)</sup>

2020=100, %

| 건설업          |             | 서비스업    |             | 수도, 하수 및 폐기물<br>처리, 원료재생업  |             | 도매 및 소매업                   |             | 운수 및 창고업                   |             |           |
|--------------|-------------|---------|-------------|--|-------------|----------------------------|-------------|----------------------------|-------------|-----------|
| Construction |             | Service |             | Water supply; sewage,<br>waste management,<br>materials recovery |             | Wholesale and retail trade |             | Transportation and storage |             |           |
| 지수           | 증감률         | 지수      | 증감률         | 지수   | 증감률         | 지수                         | 증감률         | 지수                         | 증감률         |           |
| Index        | Change rate | Index   | Change rate | Index  | Change rate | Index                      | Change rate | Index                      | Change rate |           |
| 94.6         | -5.4        | 104.2   | 4.2         | 96.7   | -3.3        | 102.8                      | 2.8         | 112.0                      | 12.0        | 2021      |
| 92.5         | -2.2        | 104.7   | 0.5         | 91.1   | -5.8        | 105.0                      | 2.2         | 115.8                      | 3.3         | 2022      |
| 96.9         | 4.8         | 108.2   | 3.4         | 93.3   | 2.4         | 106.6                      | 1.5         | 133.0                      | 14.9        | 2023      |
| 91.5         | -2.3        | 102.8   | -0.8        | 73.4   | -7.7        | 99.7                       | 1.1         | 118.6                      | 3.8         | 3/4. 2022 |
| 106.4        | 2.5         | 106.8   | 1.9         | 104.1  | -1.7        | 112.0                      | 5.6         | 119.5                      | 9.4         | 4/4       |
| 77.1         | 3.0         | 105.5   | -0.6        | 87.2   | 5.5         | 110.9                      | 3.9         | 109.8                      | 3.4         | 1/4. 2023 |
| 103.2        | 7.7         | 106.3   | 3.1         | 105.4  | 1.5         | 104.2                      | 2.6         | 136.3                      | 15.5        | 2/4       |
| 98.3         | 7.5         | 106.8   | 3.8         | 89.4   | 21.8        | 100.7                      | 1.0         | 141.4                      | 19.2        | 3/4       |
| 108.6        | 2.0         | 114.5   | 7.2         | 91.3   | -12.3       | 110.4                      | -1.4        | 144.3                      | 20.8        | 4/4       |
| 79.4         | 2.9         | 109.5   | 3.8         | 85.8   | -1.6        | 111.2                      | 0.3         | 125.1                      | 13.9        | 1/4. 2024 |
| 101.7        | -1.5        | 109.7   | 3.2         | 104.7  | -0.7        | 105.8                      | 1.6         | 149.9                      | 10.0        | 2/4       |
| 93.9         | -4.5        | 108.8   | 1.9         | 87.2   | -2.5        | 101.7                      | 1.0         | 155.6                      | 10.0        | 3/4       |

| 숙박 및 음식점업                          |             | 교육 서비스업   |             | 보건업 및 사회복지<br>서비스업     |             | 예술, 스포츠 및 여가<br>관련 서비스업                         |             | 협회 및 단체, 수리<br>및 기타개인서비스업  |             |           |
|------------------------------------|-------------|-----------|-------------|------------------------|-------------|---|-------------|--|-------------|-----------|
| Accommodation and food<br>services |             | Education |             | Health and social work |             | Arts, sports and recreation<br>related services |             | Membership<br>organizations, repair and<br>other personal services |             |           |
| 지수                                 | 증감률         | 지수        | 증감률         | 지수                     | 증감률         | 지수  | 증감률         | 지수   | 증감률         |           |
| Index                              | Change rate | Index     | Change rate | Index                  | Change rate | Index   | Change rate | Index  | Change rate |           |
| 115.2                              | 15.2        | 104.1     | 4.1         | 99.0                   | -1.0        | 131.6   | 31.6        | 96.0   | -4.0        | 2021      |
| 127.0                              | 10.2        | 106.3     | 2.2         | 101.9                  | 2.9         | 144.6   | 9.9         | 100.9  | 5.1         | 2022      |
| 130.7                              | 2.9         | 108.2     | 1.7         | 106.6                  | 4.6         | 155.8   | 7.8         | 102.1  | 1.2         | 2023      |
| 137.6                              | 17.2        | 104.8     | 0.2         | 98.6                   | 0.4         | 174.8   | 8.8         | 106.8  | 6.9         | 3/4. 2022 |
| 138.3                              | 7.5         | 101.5     | 1.2         | 101.8                  | 3.0         | 125.7   | 0.4         | 103.7  | 4.7         | 4/4       |
| 115.4                              | 13.5        | 116.7     | -4.6        | 104.7                  | -0.1        | 172.2   | 5.9         | 93.0   | 1.4         | 1/4. 2023 |
| 128.1                              | -0.1        | 100.0     | 2.0         | 106.7                  | 4.2         | 127.5   | 9.4         | 99.5   | -1.6        | 2/4       |
| 134.2                              | -2.5        | 107.6     | 2.7         | 104.1                  | 5.6         | 184.4   | 5.5         | 109.7  | 2.7         | 3/4       |
| 144.9                              | 4.8         | 108.3     | 6.8         | 110.9                  | 8.9         | 138.5   | 10.2        | 106.6  | 2.8         | 4/4       |
| 114.7                              | -0.6        | 123.6     | 5.9         | 109.3                  | 4.4         | 177.9   | 3.3         | 95.6   | 2.8         | 1/4. 2024 |
| 131.4                              | 2.6         | 102.8     | 2.8         | 108.7                  | 1.9         | 124.6   | -2.3        | 103.4  | 4.0         | 2/4       |
| 137.3                              | 2.3         | 107.2     | -0.4        | 105.9                  | 1.7         | 175.6   | -4.8        | 109.8  | 0.1         | 3/4       |

Note: 1) Based on the 10th revision of Korean Standard Industrial Classification. Constant prices, Change rate is ratio to same quarter over the previous year.

2) The index was revised along with changes in source data, Labor Force Survey at Establishments-Working Condition Sector, beginning with statistics for 2011.

3) Mining and manufacturing, electricity, gas &amp; water

4) Since 2023, figures are preliminary.

Source: Korea Productivity Center.



### Ⅲ. 소득·소비·자산

Income, Consumption and Wealth

1. 전국 가구의 가계수지 추이(1인 이상) ..... 69
2. 전국 가구의 가구당 월평균 가계수지(1인 이상)..... 70
3. 도시 가구의 가구당 월평균 가계수지(1인 이상)..... 72
4. 전국 가구의 가구원수별 가구당 월평균 가계수지  
(1인 이상) ..... 74
5. 전국 가구의 가구주 연령별 가구당 월평균 가계수지  
(1인 이상) ..... 76
6. 전국 가구의 소득 10분위별 가구당 월평균 가계수지  
(1인 이상) ..... 78



## 주요 용어 해설 (Explanation of Terms)

### Ⅲ-1. 가계지출(Household expenditure)

- 가계에서 가구원의 생활에 필요한 재화나 용역을 구입한 대가로 지출하는 모든 비용

### Ⅲ-1. 소비지출(Consumption expenditure)

- 가계를 운영하기 위해 소비하는 상품 및 서비스의 구입에 대한 대가로 지출하는 금액

### Ⅲ-1. 비소비지출(Non-consumption expenditure)

- 수입 가운데에서 세금이나 의료 보험 같은 사회 보장의 부담금으로 납입되는 금액

### Ⅲ-1. 처분가능소득(Disposable income)

- 소득에서 조세, 연금, 사회보험료, 이자비용, 가구 간 이전 등의 비소비지출금액을 공제한, 실제로 가계에서 처분할 수 있는 소득
- 처분가능소득 = 소득 - 비소비지출

### Ⅲ-1. 흑자율(Surplus rate)

- 처분가능소득(소득-비소비지출) 중에서 흑자액이 차지하는 비율

### Ⅲ-1. 평균소비성향(Propensity to consume)

- 처분가능소득에서 소비지출이 차지하는 비중  $\left( \frac{\text{소비지출}}{\text{처분가능소득}} \right) \times 100$

### Ⅲ-2. 소득(Income)

- 가구의 자산을 실질적으로 늘려주는 현금과 현물 수입

### Ⅲ-2. 경상소득(Current income)

- 가계에서 가구원이 벌어들이는 소득으로 비교적 정기적이고 예측이 가능한, 경상적으로 발생하는 소득

### Ⅲ-2. 근로소득(Wage and salary income)

- 임금근로자가 근로의 대가로 받은 모든 현금과 현물보수

### Ⅲ-2. 사업소득(Business income)

- 사업체나 상점의 자영업주 또는 고용주로 직접 사업을 경영하거나 지식·재능을 이용하여 얻은 총수입액에서 인건비, 재료비 등 모든 사업지출(총비용)을 뺀 금액

### Ⅲ-2. 이전소득(Transfer income)

- 가구가 비경제적 활동으로 얻은 수입으로서 공적 보조금, 사적 보조금을 모두 합산한 금액

### Ⅲ-2. 비경상소득(Non-current income)

- 정기적이지 않고 우발적으로 발생한 소득



# 1. 전국 가구의 가계수지 추이(1인 이상)<sup>1)</sup>

## Income and Expenditure of Households (Whole)(1person and over)

단위: 1,000원, %

In thousand won, %

|                         | 소득<br>Income | 가계지출<br>Expenditure             |                                       | 처분가능소득<br>Disposable Income | 흑자액<br>Surplus | 흑자율<br>Surplus over disposable income | 평균소비성향<br>Propensity to income |
|-------------------------|--------------|---------------------------------|---------------------------------------|-----------------------------|----------------|---------------------------------------|--------------------------------|
|                         |              | 소비지출<br>Consumption expenditure | 비소비지출<br>Non-consumption expenditures |                             |                |                                       |                                |
| 2019. 4/4 <sup>2)</sup> | 3,926.2      | -                               | -                                     | 865.8                       | 3,060.4        | 0.0                                   | -                              |
| 2019. 1/4 <sup>3)</sup> | 4,271.9      | 3,458.8                         | 2,544.9                               | 913.8                       | 3,358.1        | 813.2                                 | 24.2                           |
| 2/4 <sup>3)</sup>       | 4,168.9      | 3,191.4                         | 2,357.1                               | 834.3                       | 3,334.6        | 977.5                                 | 29.3                           |
| 3/4 <sup>3)</sup>       | 4,302.0      | 3,386.7                         | 2,467.8                               | 918.9                       | 3,383.1        | 915.3                                 | 27.1                           |
| 4/4 <sup>3)</sup>       | 4,285.0      | 3,287.7                         | 2,464.5                               | 823.2                       | 3,461.8        | 997.2                                 | 28.8                           |
| 2020. 1/4               | 4,366.1      | 3,264.1                         | 2,379.6                               | 884.6                       | 3,481.5        | 1,101.9                               | 31.7                           |
| 2/4                     | 4,315.4      | 3,181.4                         | 2,385.0                               | 796.4                       | 3,519.0        | 1,134.0                               | 32.2                           |
| 3/4                     | 4,377.3      | 3,284.3                         | 2,426.4                               | 857.8                       | 3,519.5        | 1,093.0                               | 31.1                           |
| 4/4                     | 4,361.7      | 3,227.5                         | 2,407.6                               | 819.9                       | 3,541.8        | 1,134.2                               | 32.0                           |
| 2021. 1/4               | 4,383.8      | 3,291.6                         | 2,418.7                               | 872.9                       | 3,510.9        | 1,092.2                               | 31.1                           |
| 2/4                     | 4,287.0      | 3,308.3                         | 2,475.1                               | 833.2                       | 3,453.8        | 978.7                                 | 28.3                           |
| 3/4                     | 4,728.9      | 3,499.8                         | 2,544.2                               | 955.7                       | 3,773.2        | 1,229.1                               | 32.6                           |
| 4/4                     | 4,642.3      | 3,405.8                         | 2,546.8                               | 859.0                       | 3,783.3        | 1,236.5                               | 32.7                           |
| 2022. 1/4               | 4,825.0      | 3,495.9                         | 2,531.3                               | 964.6                       | 3,860.4        | 1,329.1                               | 34.4                           |
| 2/4                     | 4,831.1      | 3,507.6                         | 2,619.4                               | 888.2                       | 3,942.8        | 1,323.4                               | 33.6                           |
| 3/4                     | 4,868.7      | 3,720.7                         | 2,702.3                               | 1,018.4                     | 3,850.3        | 1,148.0                               | 29.8                           |
| 4/4                     | 4,833.6      | 3,625.0                         | 2,696.8                               | 928.2                       | 3,905.4        | 1,208.6                               | 30.9                           |
| 2023. 1/4               | 5,053.9      | 3,885.1                         | 2,822.3                               | 1,062.8                     | 3,991.0        | 1,168.7                               | 29.3                           |
| 2/4                     | 4,793.0      | 3,652.5                         | 2,690.6                               | 961.8                       | 3,831.1        | 1,140.5                               | 29.8                           |
| 3/4                     | 5,032.7      | 3,870.6                         | 2,808.4                               | 1,062.3                     | 3,970.5        | 1,162.1                               | 29.3                           |
| 4/4                     | 5,023.7      | 3,813.3                         | 2,833.3                               | 980.0                       | 4,043.7        | 1,210.4                               | 29.9                           |
| 2024. 1/4               | 5,122.1      | 3,984.1                         | 2,908.1                               | 1,075.9                     | 4,046.2        | 1,138.1                               | 28.1                           |
| 2/4                     | 4,961.3      | 3,810.7                         | 2,813.2                               | 997.5                       | 3,963.8        | 1,150.6                               | 29.0                           |
| 3/4                     | 5,255.5      | 3,975.2                         | 2,907.4                               | 1,067.7                     | 4,187.7        | 1,280.3                               | 30.6                           |

주: 1) 2019년 개편 이전 시계열은 비농림어가 대상

2) 가계동향조사(소득부문)명목자료임

3) 소득부문과 지출부문을 통합 개편한 가계동향조사 명목자료임

자료: 통계청 사회통계국 가계수지동향과

Note: 1) Time series data before the revision in 2019 represent non-farming households only

2) Household income and expenditure survey (Income), nominal

3) Household income and expenditure survey that integrated and reorganized income and expenditure sections

Source: Statistics Korea.

2. 전국 가구의 가구당 월평균 가계수지(1인 이상)<sup>1)</sup>

단위: 1,000원

|                        | 가구원수<br>(명)<br><br>The number<br>of<br>households<br>(person) | 가구주연령<br>(세)<br><br>Age of<br>household's<br>head (age) |                                | 소득      |                                |                      |             |  |           | 가계지출    |         |
|------------------------|---|---|--------------------------------|---------|--------------------------------|----------------------|-------------|--|-----------|---------|---------|
|                        |   |   |                                | Income  | 경상소득                           |                      |             |  | 비경상<br>소득 |         |         |
| Current<br>income      | 근로소득<br><br>Wage and<br>salary<br>income                      | 사업소득<br><br>Business<br>income                          | 재산소득<br><br>Property<br>income |         | 이전소득<br><br>Transfer<br>income | Noncurrent<br>income | Expenditure | 소비지출<br><br>Consumption<br>expenditure |           |         |         |
| 2019.4/4 <sup>2)</sup> | 2.46  | 55.58   | 3,926.2                        | 3,906.0 | 2,641.3                        | 720.9                | 17.9        | 526.0                                  | 20.2      | -       | -       |
| 2019.1/4 <sup>3)</sup> | 2.42  | 52.20   | 4,271.9                        | 4,187.6 | 2,767.1                        | 774.3                | 34.1        | 612.1                                  | 84.3      | 3,458.8 | 2,544.9 |
| 2/4 <sup>3)</sup>      | 2.41  | 52.15   | 4,168.9                        | 4,111.3 | 2,715.6                        | 833.3                | 45.2        | 517.2                                  | 57.6      | 3,191.4 | 2,357.1 |
| 3/4 <sup>3)</sup>      | 2.42  | 52.03   | 4,302.0                        | 4,247.4 | 2,790.7                        | 852.8                | 27.6        | 576.4                                  | 54.6      | 3,386.7 | 2,467.8 |
| 4/4 <sup>3)</sup>      | 2.42  | 52.08   | 4,285.0                        | 4,214.9 | 2,726.4                        | 975.1                | 25.1        | 488.3                                  | 70.0      | 3,287.7 | 2,464.5 |
| 2020.1/4               | 2.40  | 52.43   | 4,366.1                        | 4,253.2 | 2,815.6                        | 779.4                | 38.0        | 620.2                                  | 112.9     | 3,264.1 | 2,379.6 |
| 2/4                    | 2.40  | 52.42   | 4,315.4                        | 4,244.2 | 2,576.3                        | 778.4                | 26.5        | 863.0                                  | 71.2      | 3,181.4 | 2,385.0 |
| 3/4                    | 2.40  | 52.46   | 4,377.3                        | 4,307.5 | 2,781.5                        | 853.4                | 31.1        | 641.6                                  | 69.8      | 3,284.3 | 2,426.4 |
| 4/4                    | 2.39  | 52.47   | 4,361.7                        | 4,280.2 | 2,738.5                        | 937.2                | 24.9        | 579.6                                  | 81.5      | 3,227.5 | 2,407.6 |
| 2021.1/4               | 2.37  | 52.84   | 4,383.8                        | 4,300.5 | 2,778.0                        | 767.1                | 32.5        | 722.8                                  | 83.4      | 3,291.6 | 2,418.7 |
| 2/4                    | 2.37  | 52.66   | 4,287.0                        | 4,207.9 | 2,742.5                        | 806.4                | 42.3        | 616.6                                  | 79.1      | 3,308.3 | 2,475.1 |
| 3/4                    | 2.37  | 52.62   | 4,728.9                        | 4,666.1 | 2,954.1                        | 884.8                | 23.6        | 803.6                                  | 62.8      | 3,499.8 | 2,544.2 |
| 4/4                    | 2.36  | 52.67   | 4,642.3                        | 4,539.2 | 2,893.2                        | 1,018.1              | 25.9        | 602.0                                  | 103.1     | 3,405.8 | 2,546.8 |
| 2022.1/4               | 2.33  | 52.35   | 4,825.0                        | 4,736.7 | 3,062.3                        | 862.5                | 31.9        | 780.0                                  | 88.4      | 3,495.9 | 2,531.3 |
| 2/4                    | 2.33  | 52.30   | 4,831.1                        | 4,739.3 | 2,886.7                        | 926.7                | 32.7        | 893.2                                  | 91.8      | 3,507.6 | 2,619.4 |
| 3/4                    | 2.33  | 52.27   | 4,868.7                        | 4,788.0 | 3,114.4                        | 991.0                | 30.4        | 652.2                                  | 80.7      | 3,720.7 | 2,702.3 |
| 4/4                    | 2.33  | 52.27   | 4,833.6                        | 4,738.1 | 3,120.9                        | 1,018.0              | 28.9        | 570.4                                  | 95.4      | 3,625.0 | 2,696.8 |
| 2023.1/4               | 2.27  | 52.73   | 5,053.9                        | 4,940.9 | 3,326.4                        | 803.8                | 37.7        | 772.9                                  | 112.9     | 3,885.1 | 2,822.3 |
| 2/4                    | 2.27  | 52.74   | 4,793.0                        | 4,712.7 | 3,027.9                        | 927.2                | 39.8        | 717.8                                  | 80.3      | 3,652.5 | 2,690.6 |
| 3/4                    | 2.27  | 52.72   | 5,032.7                        | 4,970.6 | 3,223.1                        | 983.6                | 35.4        | 728.5                                  | 62.1      | 3,870.6 | 2,808.4 |
| 4/4                    | 2.28  | 52.77   | 5,023.7                        | 4,924.6 | 3,166.6                        | 1,034.6              | 52.0        | 671.4                                  | 99.1      | 3,813.3 | 2,833.3 |
| 2024.1/4               | 2.26  | 53.16   | 5,122.1                        | 5,041.0 | 3,291.0                        | 875.5                | 56.6        | 817.9                                  | 81.1      | 3,984.1 | 2,908.1 |
| 2/4                    | 2.25  | 53.09   | 4,961.3                        | 4,873.2 | 3,146.5                        | 939.9                | 51.5        | 735.3                                  | 88.0      | 3,810.7 | 2,813.2 |
| 3/4                    | 2.25  | 53.04   | 5,255.5                        | 5,153.6 | 3,328.5                        | 987.0                | 53.8        | 784.4                                  | 101.8     | 3,975.2 | 2,907.4 |

주: 1) 2019년 개편 이전 시계열은 비농림어가 대상

2) 가계동향조사(소득부문) 명목자료임

3) 소득부문과 지출부문을 통합·개편한 가계동향조사 명목자료임

자료: 통계청 사회통계국 가계수지동향과



## 2. Average Monthly Income and Expenditure per Household <sup>1)</sup> (Whole)(1person and over)

In thousand won

| 가계지출                    |                                   |                       |  |   |        |                |               |                           |           |                        |  |                              | 비소비지출                  |  |
|-------------------------|-----------------------------------|-----------------------|--|---|--------|----------------|---------------|---------------------------|-----------|------------------------|--|------------------------------|------------------------|--|
| 소비지출                    |                                   |                       |  |   |        |                |               |                           |           |                        |  |                              |                        |  |
| Consumption expenditure |                                   |                       |  |   |        |                |               |                           |           |                        |  |                              |                        |  |
| 식료품·비주류음료               | 주류·담배                             | 의류·신발                 | 주거·수도·광열   | 가정용품·가사서비스                                    | 보건     | 교통             | 통신            | 오락·문화                     | 교육        | 음식·숙박                  | 기타상품·서비스                               |                              |                        |  |
| Food and soft drinks    | Alcoholic beverages and cigarette | Clothing and footwear | Housing, water, electricity, gas and other fuels | Household equipment and housekeeping services | Health | Transportation | Communication | Entertainment and culture | Education | Restaurants and hotels | Other miscellaneous goods and services | Non-consumption expenditures |                        |  |
| -                       | -                                 | -                     | -  | -   | -      | -              | -             | -                         | -         | -                      | -                                      | 865.8                        | 4/4.2019 <sup>2)</sup> |  |
| 330.9                   | 36.5                              | 134.7                 | 321.4  | 118.2   | 207.1  | 285.3          | 117.2         | 195.3                     | 258.5     | 335.3                  | 204.6                                  | 913.8                        | 1/4.2020 <sup>3)</sup> |  |
| 308.9                   | 35.5                              | 144.4                 | 265.2  | 118.9   | 197.9  | 265.9          | 122.2         | 178.8                     | 165.1     | 343.2                  | 211.2                                  | 834.3                        | 2/4 <sup>3)</sup>      |  |
| 348.0                   | 37.4                              | 111.4                 | 250.7  | 109.8   | 195.8  | 307.8          | 124.5         | 185.0                     | 243.4     | 354.0                  | 200.0                                  | 918.9                        | 3/4 <sup>3)</sup>      |  |
| 342.6                   | 33.8                              | 163.3                 | 273.1  | 116.1   | 208.4  | 323.3          | 128.3         | 163.5                     | 153.2     | 349.8                  | 209.2                                  | 823.2                        | 4/4 <sup>3)</sup>      |  |
| 358.1                   | 34.4                              | 97.5                  | 318.0  | 104.0   | 224.8  | 278.9          | 118.4         | 151.6                     | 187.6     | 299.6                  | 206.7                                  | 884.6                        | 1/4.2021               |  |
| 364.0                   | 38.9                              | 134.6                 | 283.7  | 143.1   | 211.7  | 297.3          | 117.1         | 141.3                     | 114.3     | 332.3                  | 206.8                                  | 796.4                        | 2/4                    |  |
| 406.9                   | 40.2                              | 96.3                  | 263.0  | 130.9   | 216.2  | 271.3          | 124.0         | 136.5                     | 206.9     | 335.4                  | 198.6                                  | 857.8                        | 3/4                    |  |
| 394.5                   | 36.4                              | 143.8                 | 279.5  | 127.9   | 229.1  | 305.9          | 120.0         | 129.5                     | 127.4     | 309.4                  | 204.3                                  | 819.9                        | 4/4                    |  |
| 384.4                   | 36.5                              | 106.5                 | 339.7  | 118.7   | 214.7  | 270.8          | 120.1         | 137.4                     | 202.5     | 292.5                  | 195.0                                  | 872.9                        | 1/4.2022               |  |
| 371.3                   | 39.5                              | 128.9                 | 305.9  | 133.0   | 234.1  | 296.0          | 118.8         | 147.1                     | 149.9     | 343.4                  | 207.1                                  | 833.2                        | 2/4                    |  |
| 430.0                   | 42.4                              | 105.9                 | 269.5  | 140.3   | 223.2  | 287.2          | 127.8         | 141.5                     | 221.2     | 352.9                  | 202.4                                  | 955.7                        | 3/4                    |  |
| 403.5                   | 37.8                              | 161.3                 | 279.0  | 129.3   | 233.2  | 296.1          | 128.5         | 143.8                     | 153.7     | 361.9                  | 218.6                                  | 859.0                        | 4/4                    |  |
| 388.0                   | 36.3                              | 112.6                 | 347.6  | 106.3   | 230.8  | 278.3          | 121.7         | 143.8                     | 229.8     | 333.2                  | 202.8                                  | 964.6                        | 1/4.2023               |  |
| 364.6                   | 38.3                              | 145.0                 | 295.9  | 120.5   | 240.0  | 331.0          | 123.2         | 176.3                     | 166.5     | 401.9                  | 216.3                                  | 888.2                        | 2/4                    |  |
| 406.6                   | 42.1                              | 122.1                 | 268.7  | 127.6   | 227.3  | 311.7          | 131.4         | 180.9                     | 239.3     | 433.7                  | 210.9                                  | 1,018.4                      | 3/4                    |  |
| 399.0                   | 39.4                              | 163.9                 | 295.8  | 114.4   | 231.3  | 344.7          | 134.9         | 172.6                     | 175.7     | 414.7                  | 210.4                                  | 928.2                        | 4/4                    |  |
| 376.8                   | 36.9                              | 125.5                 | 387.6  | 111.4   | 248.7  | 338.6          | 130.3         | 194.1                     | 238.5     | 403.6                  | 230.4                                  | 1,062.8                      | 1/4.2024               |  |
| 372.1                   | 38.1                              | 142.4                 | 317.8  | 117.1   | 224.4  | 337.4          | 121.9         | 200.9                     | 170.6     | 426.0                  | 222.1                                  | 961.8                        | 2/4                    |  |
| 431.2                   | 41.4                              | 116.3                 | 289.9  | 119.6   | 231.1  | 326.4          | 130.0         | 211.1                     | 256.1     | 442.7                  | 212.6                                  | 1,062.3                      | 3/4                    |  |
| 408.6                   | 38.3                              | 170.8                 | 324.1  | 127.5   | 252.5  | 356.4          | 129.1         | 193.8                     | 176.6     | 432.7                  | 223.0                                  | 980.0                        | 4/4                    |  |
| 403.9                   | 36.9                              | 127.1                 | 390.3  | 118.2   | 254.0  | 335.4          | 129.3         | 212.9                     | 244.0     | 427.0                  | 229.1                                  | 1,075.9                      | 1/4.2025               |  |
| 387.0                   | 37.1                              | 151.0                 | 340.3  | 127.3   | 238.9  | 360.5          | 124.0         | 210.5                     | 173.6     | 442.0                  | 221.1                                  | 997.5                        | 2/4                    |  |
| 433.9                   | 40.2                              | 114.4                 | 326.5  | 127.8   | 249.3  | 312.3          | 125.3         | 225.7                     | 252.9     | 467.5                  | 231.8                                  | 1,067.7                      | 3/4                    |  |

Note: 1) Time series data before the revision in 2019 represent non-farming households only

2) Household income and expenditure survey(Income), nominal

3) Household income and expenditure survey that integrated and reorganized income and expenditure sections

Source: Statistics Korea.

3. 도시 가구의 가구당 월평균 가계수지(1인 이상)<sup>1)</sup>

단위: 1,000원

|                        | 가구원수<br>(명)<br><br>The number<br>of<br>households<br>(person) | 가구주연령<br>(세)<br><br>Age of<br>household's<br>head (age) | 소득<br><br>Income | 소득<br>경상소득                    |  |                                |                                |                                |                                       | 비경상<br>소득<br><br>Noncurrent<br>income | 가계지출<br><br>Expenditure | 소비지출<br><br>Consumption<br>expenditure |
|------------------------|---|---|------------------|-------------------------------|--|--------------------------------|--------------------------------|--------------------------------|---------------------------------------|---------------------------------------|-------------------------|--|
|                        |   |   |                  | 근로소득<br><br>Current<br>income | 사업소득<br><br>Wage and<br>salary<br>income | 재산소득<br><br>Business<br>income | 이전소득<br><br>Property<br>income | 이전소득<br><br>Transfer<br>income | 비경상<br>소득<br><br>Noncurrent<br>income |                                       |                         |  |
| 2019.4/4 <sup>2)</sup> | 2.49  | 54.81   | 4,056.7          | 4,038.4                       | 2,752.6                                  | 737.2                          | 17.9                           | 530.7                          | 18.3                                  | -                                     | -                       | -                                      |
| 2019.1/4 <sup>3)</sup> | 2.44  | 50.87   | 4,443.5          | 4,366.4                       | 2,960.1                                  | 779.2                          | 33.7                           | 593.4                          | 77.1                                  | 3,575.1                               | 2,633.8                 |  |
| 2/4 <sup>3)</sup>      | 2.44  | 50.79   | 4,315.0          | 4,265.4                       | 2,895.9                                  | 825.4                          | 48.0                           | 496.1                          | 49.6                                  | 3,325.7                               | 2,452.5                 |  |
| 3/4 <sup>3)</sup>      | 2.45  | 50.74   | 4,415.5          | 4,364.0                       | 2,956.1                                  | 818.7                          | 29.6                           | 559.6                          | 51.5                                  | 3,522.0                               | 2,565.8                 |  |
| 4/4 <sup>3)</sup>      | 2.46  | 50.86   | 4,317.6          | 4,256.4                       | 2,879.4                                  | 876.0                          | 23.5                           | 477.4                          | 61.2                                  | 3,380.6                               | 2,530.3                 |  |
| 2020.1/4               | 2.43  | 51.25   | 4,554.7          | 4,436.2                       | 3,005.5                                  | 780.0                          | 39.1                           | 611.7                          | 118.5                                 | 3,378.0                               | 2,464.8                 |  |
| 2/4                    | 2.42  | 51.19   | 4,466.4          | 4,395.5                       | 2,746.2                                  | 775.0                          | 28.0                           | 846.3                          | 71.0                                  | 3,295.9                               | 2,461.7                 |  |
| 3/4                    | 2.42  | 51.19   | 4,475.3          | 4,412.3                       | 2,934.4                                  | 806.8                          | 35.5                           | 635.6                          | 63.0                                  | 3,402.4                               | 2,503.0                 |  |
| 4/4                    | 2.42  | 51.26   | 4,348.0          | 4,274.9                       | 2,896.5                                  | 788.1                          | 24.7                           | 565.5                          | 73.1                                  | 3,307.7                               | 2,460.2                 |  |
| 2021.1/4               | 2.39  | 51.71   | 4,513.4          | 4,440.0                       | 2,947.1                                  | 749.1                          | 32.3                           | 711.5                          | 73.5                                  | 3,383.0                               | 2,479.0                 |  |
| 2/4                    | 2.37  | 51.46   | 4,405.0          | 4,332.6                       | 2,901.2                                  | 794.7                          | 33.5                           | 603.2                          | 72.3                                  | 3,414.3                               | 2,551.9                 |  |
| 3/4                    | 2.37  | 51.40   | 4,822.3          | 4,763.9                       | 3,146.0                                  | 805.2                          | 25.8                           | 786.9                          | 58.4                                  | 3,608.4                               | 2,604.6                 |  |
| 4/4                    | 2.38  | 51.54   | 4,669.8          | 4,571.4                       | 3,081.9                                  | 873.3                          | 25.8                           | 590.5                          | 98.4                                  | 3,479.0                               | 2,587.9                 |  |
| 2022.1/4               | 2.35  | 51.22   | 4,952.5          | 4,857.9                       | 3,238.3                                  | 821.8                          | 31.5                           | 766.3                          | 94.6                                  | 3,544.7                               | 2,559.9                 |  |
| 2/4                    | 2.35  | 51.15   | 4,951.6          | 4,860.2                       | 3,058.6                                  | 889.5                          | 35.3                           | 876.8                          | 91.4                                  | 3,606.9                               | 2,688.7                 |  |
| 3/4                    | 2.33  | 51.13   | 4,963.5          | 4,882.9                       | 3,280.8                                  | 928.9                          | 32.4                           | 640.7                          | 80.7                                  | 3,819.1                               | 2,761.8                 |  |
| 4/4                    | 2.33  | 51.16   | 4,849.5          | 4,755.6                       | 3,277.9                                  | 895.7                          | 27.9                           | 554.1                          | 93.9                                  | 3,665.9                               | 2,711.7                 |  |
| 2023.1/4               | 2.31  | 51.62   | 5,256.2          | 5,143.8                       | 3,537.3                                  | 810.9                          | 36.6                           | 759.1                          | 112.4                                 | 4,016.3                               | 2,916.5                 |  |
| 2/4                    | 2.30  | 51.63   | 4,946.5          | 4,866.2                       | 3,230.6                                  | 894.5                          | 40.9                           | 700.3                          | 80.3                                  | 3,764.6                               | 2,764.7                 |  |
| 3/4                    | 2.28  | 51.61   | 5,157.3          | 5,099.1                       | 3,414.5                                  | 934.5                          | 37.3                           | 712.9                          | 58.2                                  | 3,956.6                               | 2,850.2                 |  |
| 4/4                    | 2.29  | 51.73   | 5,077.8          | 4,984.0                       | 3,342.7                                  | 934.6                          | 52.9                           | 653.8                          | 93.8                                  | 3,897.0                               | 2,881.0                 |  |
| 2024.1/4               | 2.28  | 52.14   | 5,301.7          | 5,216.3                       | 3,518.8                                  | 853.3                          | 56.6                           | 787.6                          | 85.3                                  | 4,097.4                               | 2,982.0                 |  |
| 2/4                    | 2.27  | 52.04   | 5,108.1          | 5,025.5                       | 3,365.4                                  | 899.7                          | 55.8                           | 704.6                          | 82.7                                  | 3,921.7                               | 2,873.8                 |  |
| 3/4                    | 2.26  | 51.90   | 5,402.7          | 5,302.9                       | 3,534.4                                  | 942.0                          | 57.9                           | 768.7                          | 99.7                                  | 4,100.2                               | 2,985.1                 |  |

주: 1) 2019년 개편 이전 시계열은 비농림어가 대상

2) 가계동향조사(소득부문) 명목자료임

3) 소득부문과 지출부문을 통합·개편한 가계동향조사 명목자료임

자료: 통계청 사회통계국 가계수지동향과

### 3. Average Monthly Income and Expenditure per Household <sup>1)</sup> (Cities)(1person and over)

In thousand won

| 가계지출                       |   |                             |  |   |             |                     |                    |                                   |           |                           |   |         | 비소비지출                                     |  |
|----------------------------|---|-----------------------------|--|---|-------------|---------------------|--------------------|-----------------------------------|-----------|---------------------------|---|---------|---|--|
| 소비지출                       |   |                             |  |   | Expenditure |                     |                    |                                   |           |                           |   |         |   |  |
| Consumption expenditure    |   |                             |  |   |             |                     |                    |                                   |           |                           |   |         | Non-con-<br>sumption<br>expenditu-<br>res |  |
| 식료품·<br>비주류<br>음료          | 주류·<br>담배                               | 의류·<br>신발                   | 주거·수<br>도·광열   | 가정용품·<br>가사서비스  | 보건          | 교통                  | 통신                 | 오락·<br>문화                         | 교육        | 음식·<br>숙박                 | 기타상품·<br>서비스                                    |         |   |  |
| Food and<br>soft<br>drinks | Alcoholic<br>beverages<br>and cigarette | Clothing<br>and<br>footwear | Housing,<br>water,<br>electricity,<br>gas and<br>other fuels | Household<br>equipment<br>and<br>housekeeping<br>services | Health      | Transport-<br>ation | Communi-<br>cation | Entertain-<br>ment and<br>culture | Education | Restaurants<br>and hotels | Other<br>miscellaneous<br>goods and<br>services |         |   |  |
| -                          | -                                       | -                           | -  | -   | -           | -                   | -                  | -                                 | -         | -                         | -   | 894.2   | 4/4.2019 <sup>2)</sup>                    |  |
| 336.0                      | 36.8                                    | 143.8                       | 331.0  | 123.3   | 209.5       | 281.8               | 121.0              | 208.0                             | 282.6     | 352.3                     | 207.7   | 941.2   | 1/4.2020 <sup>3)</sup>                    |  |
| 313.6                      | 35.4                                    | 155.1                       | 277.4  | 122.2   | 199.6       | 277.9               | 126.5              | 192.2                             | 178.0     | 360.6                     | 214.0   | 873.2   | 2/4 <sup>3)</sup>                         |  |
| 349.7                      | 36.9                                    | 118.6                       | 262.9  | 112.4   | 198.4       | 318.6               | 127.6              | 195.8                             | 267.9     | 370.9                     | 206.2   | 956.2   | 3/4 <sup>3)</sup>                         |  |
| 341.0                      | 33.3                                    | 172.3                       | 280.5  | 121.8   | 207.5       | 320.9               | 133.0              | 171.6                             | 169.3     | 366.3                     | 212.8   | 850.3   | 4/4 <sup>3)</sup>                         |  |
| 365.6                      | 34.0                                    | 104.2                       | 326.3  | 107.1   | 224.6       | 288.0               | 120.7              | 159.2                             | 208.7     | 314.7                     | 211.8   | 913.2   | 1/4.2021                                  |  |
| 371.4                      | 37.7                                    | 143.0                       | 293.9  | 146.0   | 213.1       | 301.0               | 118.2              | 150.1                             | 123.6     | 350.0                     | 213.6   | 834.2   | 2/4                                       |  |
| 408.6                      | 39.0                                    | 102.6                       | 274.8  | 130.6   | 218.1       | 276.0               | 125.0              | 145.0                             | 227.9     | 350.1                     | 205.3   | 899.3   | 3/4                                       |  |
| 394.5                      | 35.9                                    | 151.5                       | 283.1  | 128.2   | 230.2       | 300.0               | 124.2              | 138.9                             | 139.5     | 326.1                     | 207.9   | 847.4   | 4/4                                       |  |
| 389.8                      | 36.7                                    | 112.7                       | 348.4  | 122.0   | 212.6       | 266.7               | 122.6              | 144.4                             | 217.8     | 306.8                     | 198.4   | 904.0   | 1/4.2022                                  |  |
| 374.4                      | 39.1                                    | 137.7                       | 317.2  | 138.3   | 235.0       | 300.1               | 121.9              | 152.7                             | 161.9     | 361.5                     | 212.3   | 862.4   | 2/4                                       |  |
| 427.3                      | 41.3                                    | 112.0                       | 283.7  | 141.6   | 224.2       | 281.9               | 127.7              | 146.8                             | 239.3     | 369.7                     | 209.1   | 1,003.7 | 3/4                                       |  |
| 398.4                      | 37.9                                    | 170.0                       | 281.7  | 128.1   | 238.4       | 288.7               | 130.9              | 149.3                             | 165.8     | 380.0                     | 218.6   | 891.1   | 4/4                                       |  |
| 391.4                      | 36.5                                    | 117.2                       | 338.5  | 108.2   | 236.3       | 252.0               | 123.6              | 149.9                             | 249.4     | 349.3                     | 207.6   | 984.8   | 1/4.2023                                  |  |
| 366.1                      | 37.7                                    | 152.3                       | 302.5  | 118.0   | 236.9       | 339.6               | 123.6              | 184.5                             | 181.5     | 421.7                     | 224.4   | 918.3   | 2/4                                       |  |
| 401.0                      | 40.4                                    | 127.0                       | 283.7  | 128.1   | 228.1       | 314.4               | 132.2              | 187.4                             | 256.5     | 448.8                     | 214.1   | 1,057.3 | 3/4                                       |  |
| 391.5                      | 37.7                                    | 170.5                       | 292.8  | 112.3   | 224.5       | 332.8               | 137.5              | 180.3                             | 190.5     | 429.7                     | 211.4   | 954.2   | 4/4                                       |  |
| 380.7                      | 36.3                                    | 134.0                       | 397.2  | 115.6   | 243.1       | 345.4               | 134.4              | 202.7                             | 263.5     | 423.8                     | 239.7   | 1,099.8 | 1/4.2024                                  |  |
| 375.8                      | 38.2                                    | 149.8                       | 327.5  | 118.1   | 222.8       | 338.2               | 124.3              | 211.1                             | 185.8     | 448.0                     | 225.2   | 999.9   | 2/4                                       |  |
| 428.4                      | 40.8                                    | 121.3                       | 298.6  | 120.0   | 226.1       | 312.0               | 131.1              | 219.7                             | 276.6     | 461.5                     | 214.1   | 1,106.4 | 3/4                                       |  |
| 405.1                      | 37.5                                    | 177.6                       | 328.3  | 125.1   | 253.1       | 354.0               | 130.1              | 200.5                             | 189.1     | 452.7                     | 227.9   | 1,016.0 | 4/4                                       |  |
| 408.1                      | 36.2                                    | 133.8                       | 402.6  | 118.1   | 254.5       | 332.2               | 132.7              | 218.0                             | 261.9     | 447.3                     | 236.7   | 1,115.4 | 1/4.2025                                  |  |
| 389.9                      | 36.5                                    | 160.0                       | 357.0  | 129.3   | 235.3       | 341.3               | 127.5              | 222.2                             | 184.6     | 464.1                     | 226.2   | 1,047.9 | 2/4                                       |  |
| 432.3                      | 39.4                                    | 120.3                       | 341.7  | 129.7   | 249.3       | 311.0               | 126.6              | 237.3                             | 275.0     | 486.9                     | 235.6   | 1,115.1 | 3/4                                       |  |

Note: 1) Time series data before the revision in 2019 represent non-farming households only

2) Household income and expenditure survey(Income), nominal

3) Household income and expenditure survey that integrated and reorganized income and expenditure sections

Source: Statistics Korea.

4. 전국 가구의 가구원수별 가구당 월평균 가계수지(1인 이상)<sup>1)</sup>

단위: 1,000원

|          | 가구원수<br>(명)                                | 가구주<br>연령<br>(세)                    | 가구분포<br>(%)                             | 소득      |                   |                              |                    |                    |                    |                      | 가계지출        |                            |
|----------|--|-------------------------------------|---|---------|-------------------|------------------------------|--------------------|--------------------|--------------------|----------------------|-------------|----------------------------|
|          | The number<br>of<br>households<br>(person) | Age of<br>household's<br>head (age) | Distribution<br>of<br>households<br>(%) | Income  | Current<br>income | 경상소득                         |                    |                    | 비경상<br>소득          |                      |             |                            |
|          |  |                                     |   |         |                   | 근로소득                         | 사업소득               | 재산소득               |                    |                      |             | 이전소득                       |
|          |  |                                     |   |         |                   | Wage and<br>salary<br>income | Business<br>income | Property<br>income | Transfer<br>income | Noncurrent<br>income | Expenditure | Consumption<br>expenditure |
| 전체 평균    |  |                                     |   |         |                   | Average                      |                    |                    |                    |                      |             |                            |
| 2023.3/4 | 2.27                                       | 52.72                               | 100.00                                  | 5,032.7 | 4,970.6           | 3,223.1                      | 983.6              | 35.4               | 728.5              | 62.1                 | 3,870.6     | 2,808.4                    |
| 4/4      | 2.28                                       | 52.77                               | 100.00                                  | 5,023.7 | 4,924.6           | 3,166.6                      | 1,034.6            | 52.0               | 671.4              | 99.1                 | 3,813.3     | 2,833.3                    |
| 2024.1/4 | 2.26                                       | 53.16                               | 100.00                                  | 5,122.1 | 5,041.0           | 3,291.0                      | 875.5              | 56.6               | 817.9              | 81.1                 | 3,984.1     | 2,908.1                    |
| 2/4      | 2.25                                       | 53.09                               | 100.00                                  | 4,961.3 | 4,873.2           | 3,146.5                      | 939.9              | 51.5               | 735.3              | 88.0                 | 3,810.7     | 2,813.2                    |
| 3/4      | 2.25                                       | 53.04                               | 100.00                                  | 5,255.5 | 5,153.6           | 3,328.5                      | 987.0              | 53.8               | 784.4              | 101.8                | 3,975.2     | 2,907.4                    |
| 1 인      |  |                                     |   |         |                   | 1 person                     |                    |                    |                    |                      |             |                            |
| 2023.3/4 | 1.00                                       | 50.14                               | 33.26                                   | 2,782.9 | 2,754.2           | 1,842.1                      | 409.9              | 19.5               | 482.7              | 28.7                 | 2,216.1     | 1,608.6                    |
| 4/4      | 1.00                                       | 50.23                               | 33.26                                   | 2,873.8 | 2,791.5           | 1,891.0                      | 423.3              | 17.8               | 459.4              | 82.3                 | 2,278.4     | 1,692.8                    |
| 2024.1/4 | 1.00                                       | 50.70                               | 33.62                                   | 3,002.5 | 2,961.1           | 1,969.7                      | 416.4              | 22.0               | 552.9              | 41.4                 | 2,325.0     | 1,690.6                    |
| 2/4      | 1.00                                       | 50.49                               | 33.62                                   | 2,805.3 | 2,756.3           | 1,790.1                      | 421.9              | 18.5               | 525.7              | 49.0                 | 2,195.9     | 1,649.4                    |
| 3/4      | 1.00                                       | 50.34                               | 33.62                                   | 2,902.1 | 2,838.2           | 1,823.6                      | 419.4              | 17.5               | 577.8              | 63.8                 | 2,240.2     | 1,687.9                    |
| 2 인      |  |                                     |   |         |                   | 2 persons                    |                    |                    |                    |                      |             |                            |
| 2023.3/4 | 2.00                                       | 60.20                               | 28.63                                   | 4,601.2 | 4,498.1           | 2,302.3                      | 1,036.2            | 65.1               | 1,094.5            | 103.1                | 3,479.5     | 2,529.6                    |
| 4/4      | 2.00                                       | 60.54                               | 28.63                                   | 4,637.7 | 4,517.8           | 2,193.3                      | 1,234.6            | 98.1               | 991.7              | 119.9                | 3,369.8     | 2,550.6                    |
| 2024.1/4 | 2.00                                       | 60.78                               | 29.06                                   | 4,486.3 | 4,410.5           | 2,336.8                      | 897.0              | 82.4               | 1,094.3            | 75.9                 | 3,430.3     | 2,513.1                    |
| 2/4      | 2.00                                       | 60.79                               | 29.06                                   | 4,456.2 | 4,343.0           | 2,272.9                      | 952.1              | 77.3               | 1,040.6            | 113.2                | 3,307.7     | 2,496.0                    |
| 3/4      | 2.00                                       | 60.60                               | 29.06                                   | 4,725.4 | 4,583.7           | 2,444.7                      | 978.5              | 86.1               | 1,074.4            | 141.7                | 3,488.3     | 2,554.2                    |
| 3 인      |  |                                     |   |         |                   | 3 persons                    |                    |                    |                    |                      |             |                            |
| 2023.3/4 | 3.00                                       | 51.18                               | 19.53                                   | 6,559.5 | 6,504.7           | 4,484.9                      | 1,210.4            | 27.2               | 782.1              | 54.8                 | 4,818.9     | 3,471.8                    |
| 4/4      | 3.00                                       | 50.74                               | 19.53                                   | 6,657.4 | 6,542.6           | 4,347.0                      | 1,319.9            | 75.5               | 800.3              | 114.8                | 4,889.1     | 3,598.4                    |
| 2024.1/4 | 3.00                                       | 51.07                               | 19.43                                   | 6,925.7 | 6,819.5           | 4,588.1                      | 1,146.1            | 106.6              | 978.7              | 106.2                | 5,230.5     | 3,836.9                    |
| 2/4      | 3.00                                       | 50.97                               | 19.43                                   | 6,783.0 | 6,665.5           | 4,601.2                      | 1,186.1            | 72.3               | 805.9              | 117.5                | 5,156.3     | 3,681.1                    |
| 3/4      | 3.00                                       | 51.02                               | 19.43                                   | 7,299.6 | 7,179.3           | 4,901.2                      | 1,317.7            | 70.3               | 890.1              | 120.3                | 5,359.5     | 3,829.3                    |
| 4 인      |  |                                     |   |         |                   | 4 persons                    |                    |                    |                    |                      |             |                            |
| 2023.3/4 | 4.00                                       | 47.33                               | 15.38                                   | 7,956.4 | 7,881.9           | 5,769.5                      | 1,603.8            | 29.0               | 479.6              | 74.6                 | 6,368.4     | 4,632.4                    |
| 4/4      | 4.00                                       | 47.47                               | 14.95                                   | 7,665.2 | 7,579.2           | 5,780.9                      | 1,405.3            | 17.4               | 375.6              | 86.0                 | 6,062.1     | 4,424.7                    |
| 2024.1/4 | 4.00                                       | 47.84                               | 14.26                                   | 8,190.5 | 8,046.0           | 6,026.2                      | 1,314.3            | 24.1               | 681.5              | 144.5                | 6,589.5     | 4,755.1                    |
| 2/4      | 4.00                                       | 47.84                               | 14.71                                   | 7,785.7 | 7,710.2           | 5,622.5                      | 1,516.0            | 52.7               | 519.0              | 75.5                 | 6,063.8     | 4,411.1                    |
| 3/4      | 4.00                                       | 48.37                               | 14.89                                   | 8,158.8 | 8,062.4           | 5,865.9                      | 1,563.2            | 51.4               | 581.9              | 96.4                 | 6,457.4     | 4,715.1                    |
| 5 인 이 상  |  |                                     |   |         |                   | 5 persons and over           |                    |                    |                    |                      |             |                            |
| 2023.3/4 | 5.11                                       | 48.00                               | 3.21                                    | 8,896.0 | 8,868.6           | 5,865.9                      | 2,107.0            | 17.1               | 878.7              | 27.4                 | 6,765.9     | 4,949.9                    |
| 4/4      | 5.17                                       | 47.51                               | 3.64                                    | 8,089.3 | 8,030.3           | 5,407.3                      | 1,993.0            | 19.6               | 610.4              | 59.0                 | 6,318.2     | 4,838.5                    |
| 2024.1/4 | 5.16                                       | 47.15                               | 3.63                                    | 8,135.7 | 8,027.6           | 5,479.6                      | 1,782.0            | 29.8               | 736.3              | 108.0                | 6,875.8     | 5,118.5                    |
| 2/4      | 5.07                                       | 47.66                               | 3.19                                    | 8,173.9 | 8,025.9           | 5,126.7                      | 2,133.8            | 32.7               | 732.6              | 148.0                | 6,833.8     | 5,319.2                    |
| 3/4      | 5.08                                       | 46.59                               | 3.00                                    | 9,112.3 | 9,064.6           | 5,973.2                      | 2,427.5            | 52.3               | 611.5              | 47.7                 | 6,847.2     | 5,052.5                    |

주: 1) 소득부문과 지출부문을 통합·개편한 가계동향조사 명목자료임(농림어가 포함)

자료: 통계청 사회통계국 가계수지동향과

## 4. Average Monthly Income and Expenditure by Household Size <sup>1)</sup>

### (Whole)(1person and over)

In thousand won

| 가계지출                 |                                   |                       |  |   |                         |                    |               |                           |           |                        |  | 비소비지출                        |          |
|----------------------|-----------------------------------|-----------------------|--|---|-------------------------|--------------------|---------------|---------------------------|-----------|------------------------|--|------------------------------|----------|
| 소비지출                 |                                   |                       |  |   | Consumption expenditure |                    |               |                           |           |                        |  |                              |          |
| 식료품·비주류음료            | 주류·담배                             | 의류·신발                 | 주거·수도·광열   | 가정용품·가사서비스                                    | 보건                      | 교통                 | 통신            | 오락·문화                     | 교육        | 음식·숙박                  | 기타상품·서비스                               |                              |          |
| Food and soft drinks | Alcoholic beverages and cigarette | Clothing and footwear | Housing, water, electricity, gas and other fuels | Household equipment and housekeeping services | Health                  | Transportation     | Communication | Entertainment and culture | Education | Restaurants and hotels | Other miscellaneous goods and services | Non-consumption expenditures |          |
| 전체 평균                |                                   |                       |  |   |                         | Average            |               |                           |           |                        |  |                              |          |
| 431.2                | 41.4                              | 116.3                 | 289.9  | 119.6   | 231.1                   | 326.4              | 130.0         | 211.1                     | 256.1     | 442.7                  | 212.6                                  | 1,062.3                      | 3/4.2023 |
| 408.6                | 38.3                              | 170.8                 | 324.1  | 127.5   | 252.5                   | 356.4              | 129.1         | 193.8                     | 176.6     | 432.7                  | 223.0                                  | 980.0                        | 4/4      |
| 403.9                | 36.9                              | 127.1                 | 390.3  | 118.2   | 254.0                   | 335.4              | 129.3         | 212.9                     | 244.0     | 427.0                  | 229.1                                  | 1,075.9                      | 1/4.2024 |
| 387.0                | 37.1                              | 151.0                 | 340.3  | 127.3   | 238.9                   | 360.5              | 124.0         | 210.5                     | 173.6     | 442.0                  | 221.1                                  | 997.5                        | 2/4      |
| 433.9                | 40.2                              | 114.4                 | 326.5  | 127.8   | 249.3                   | 312.3              | 125.3         | 225.7                     | 252.9     | 467.5                  | 231.8                                  | 1,067.7                      | 3/4      |
| 1 인                  |                                   |                       |  |   |                         | 1 person           |               |                           |           |                        |  |                              |          |
| 211.9                | 39.6                              | 68.4                  | 274.3  | 55.1  | 127.8                   | 184.0              | 66.9          | 125.1                     | 39.2      | 300.7                  | 115.4                                  | 607.6                        | 3/4.2023 |
| 205.0                | 34.4                              | 104.4                 | 282.9  | 62.2  | 143.7                   | 244.1              | 69.6          | 115.0                     | 15.6      | 298.5                  | 117.3                                  | 585.7                        | 4/4      |
| 209.2                | 32.2                              | 78.4                  | 332.0  | 74.7  | 139.1                   | 156.4              | 69.0          | 135.1                     | 31.0      | 294.0                  | 139.6                                  | 634.3                        | 1/4.2024 |
| 199.5                | 34.8                              | 82.9                  | 303.5  | 66.4  | 136.9                   | 182.5              | 69.5          | 130.3                     | 13.3      | 305.5                  | 124.4                                  | 546.5                        | 2/4      |
| 221.4                | 36.7                              | 66.0                  | 298.9  | 63.3  | 141.5                   | 151.6              | 72.2          | 150.8                     | 36.5      | 314.2                  | 135.1                                  | 552.2                        | 3/4      |
| 2 인                  |                                   |                       |  |   |                         | 2 persons          |               |                           |           |                        |  |                              |          |
| 464.7                | 36.3                              | 95.3                  | 257.2  | 126.9   | 286.0                   | 339.2              | 108.2         | 182.6                     | 75.7      | 356.9                  | 200.6                                  | 949.8                        | 3/4.2023 |
| 434.1                | 35.4                              | 141.9                 | 314.5  | 121.5   | 292.2                   | 304.1              | 108.8         | 177.8                     | 30.5      | 353.9                  | 235.9                                  | 819.2                        | 4/4      |
| 419.6                | 33.7                              | 101.1                 | 355.7  | 108.5   | 290.5                   | 300.8              | 110.3         | 178.1                     | 69.0      | 344.3                  | 201.3                                  | 917.1                        | 1/4.2024 |
| 399.2                | 32.3                              | 128.9                 | 301.3  | 110.2   | 266.9                   | 362.9              | 105.0         | 195.7                     | 32.1      | 357.9                  | 203.7                                  | 811.7                        | 2/4      |
| 457.5                | 35.5                              | 93.2                  | 290.9  | 123.0   | 277.9                   | 318.5              | 108.0         | 186.3                     | 72.1      | 372.1                  | 219.2                                  | 934.1                        | 3/4      |
| 3 인                  |                                   |                       |  |   |                         | 3 persons          |               |                           |           |                        |  |                              |          |
| 545.9                | 46.6                              | 153.5                 | 310.9  | 147.9   | 259.5                   | 393.6              | 179.9         | 258.4                     | 328.0     | 565.3                  | 282.3                                  | 1,347.1                      | 3/4.2023 |
| 512.6                | 42.7                              | 223.8                 | 354.4  | 173.6   | 289.0                   | 513.7              | 173.1         | 246.5                     | 227.0     | 546.4                  | 295.7                                  | 1,290.7                      | 4/4      |
| 508.5                | 40.9                              | 170.1                 | 454.5  | 162.0   | 327.4                   | 516.2              | 174.2         | 275.8                     | 335.7     | 554.3                  | 317.3                                  | 1,393.7                      | 1/4.2024 |
| 486.3                | 41.3                              | 198.4                 | 420.9  | 199.4   | 303.1                   | 491.6              | 166.4         | 272.1                     | 224.4     | 573.5                  | 303.6                                  | 1,475.2                      | 2/4      |
| 555.4                | 44.7                              | 150.3                 | 369.5  | 188.5   | 303.8                   | 465.0              | 161.3         | 285.4                     | 378.3     | 618.2                  | 309.1                                  | 1,530.2                      | 3/4      |
| 4 인                  |                                   |                       |  |   |                         | 4 persons          |               |                           |           |                        |  |                              |          |
| 636.1                | 47.1                              | 192.5                 | 336.7  | 192.3   | 307.0                   | 499.1              | 217.2         | 356.3                     | 816.3     | 705.0                  | 326.8                                  | 1,735.9                      | 3/4.2023 |
| 595.1                | 44.5                              | 275.9                 | 362.1  | 191.8   | 356.1                   | 477.1              | 213.7         | 301.5                     | 623.9     | 671.6                  | 311.3                                  | 1,637.5                      | 4/4      |
| 607.3                | 44.5                              | 216.4                 | 464.8  | 172.0   | 323.1                   | 562.6              | 218.1         | 342.8                     | 798.3     | 660.2                  | 344.9                                  | 1,834.4                      | 1/4.2024 |
| 596.9                | 44.1                              | 257.2                 | 386.8  | 196.0   | 303.4                   | 470.3              | 204.2         | 320.8                     | 609.2     | 692.1                  | 330.0                                  | 1,652.6                      | 2/4      |
| 657.9                | 46.8                              | 204.1                 | 390.3  | 181.6   | 349.1                   | 436.6              | 209.7         | 373.3                     | 770.6     | 745.6                  | 349.5                                  | 1,742.3                      | 3/4      |
| 5 인 이상               |                                   |                       |  |   |                         | 5 persons and over |               |                           |           |                        |  |                              |          |
| 723.7                | 45.3                              | 208.5                 | 392.8  | 203.0   | 274.0                   | 451.4              | 256.2         | 372.3                     | 990.3     | 675.2                  | 357.3                                  | 1,816.0                      | 3/4.2023 |
| 743.9                | 48.2                              | 288.5                 | 457.1  | 260.9   | 313.3                   | 455.0              | 248.4         | 313.7                     | 688.2     | 686.7                  | 334.7                                  | 1,479.6                      | 4/4      |
| 721.6                | 53.6                              | 206.5                 | 571.6  | 154.0   | 362.3                   | 408.3              | 251.8         | 363.8                     | 948.2     | 724.0                  | 352.8                                  | 1,757.3                      | 1/4.2024 |
| 681.3                | 49.1                              | 291.5                 | 376.8  | 168.5   | 370.3                   | 910.5              | 242.8         | 306.5                     | 835.0     | 692.3                  | 394.6                                  | 1,514.6                      | 2/4      |
| 688.4                | 61.2                              | 183.9                 | 386.9  | 236.0   | 331.1                   | 446.5              | 235.5         | 327.9                     | 1,046.9   | 755.1                  | 353.1                                  | 1,794.7                      | 3/4      |

Note: 1) Household income and expenditure survey that integrated and reorganized income and expenditure sections (including farming, forestry and fishery households)

Source: Statistics Korea.

5. 전국 가구의 가구주 연령별 가구당 월평균 가계수지(1인 이상)<sup>1)</sup>

단위: 1,000원

|          | 가구원수<br>(명)                                | 가구주<br>연령<br>(세)                    | 가구분포<br>(%)                             | 소득                  |                   |                              |                    |                    |                    |             | 비경상<br>소득 | 가계지출    |  |
|----------|--|-------------------------------------|---|---------------------|-------------------|------------------------------|--------------------|--------------------|--------------------|-------------|-----------|---------|--|
|          | The number<br>of<br>households<br>(person) | Age of<br>household's<br>head (age) | Distribution<br>of<br>households<br>(%) | Income              | Current<br>income | 경상소득                         |                    |                    | 이전소득               | Expenditure |           | 소비지출    |  |
|          |  |                                     |   |                     |                   | 근로소득                         | 사업소득               | 재산소득               |                    |             |           |         |  |
|          |  |                                     |   |                     |                   | Wage and<br>salary<br>income | Business<br>income | Property<br>income | Transfer<br>income |             |           |         |  |
| 전체 평균    |  |                                     |   | Average             |                   |                              |                    |                    |                    |             |           |         |  |
| 2023.3/4 | 2.27                                       | 52.72                               | 100.00                                  | 5,032.7             | 4,970.6           | 3,223.1                      | 983.6              | 35.4               | 728.5              | 62.1        | 3,870.6   | 2,808.4 |  |
| 4/4      | 2.28                                       | 52.77                               | 100.00                                  | 5,023.7             | 4,924.6           | 3,166.6                      | 1,034.6            | 52.0               | 671.4              | 99.1        | 3,813.3   | 2,833.3 |  |
| 2024.1/4 | 2.26                                       | 53.16                               | 100.00                                  | 5,122.1             | 5,041.0           | 3,291.0                      | 875.5              | 56.6               | 817.9              | 81.1        | 3,984.1   | 2,908.1 |  |
| 2/4      | 2.25                                       | 53.09                               | 100.00                                  | 4,961.3             | 4,873.2           | 3,146.5                      | 939.9              | 51.5               | 735.3              | 88.0        | 3,810.7   | 2,813.2 |  |
| 3/4      | 2.25                                       | 53.04                               | 100.00                                  | 5,255.5             | 5,153.6           | 3,328.5                      | 987.0              | 53.8               | 784.4              | 101.8       | 3,975.2   | 2,907.4 |  |
| 39세 이하   |  |                                     |   | 0~39 Year-old       |                   |                              |                    |                    |                    |             |           |         |  |
| 2023.3/4 | 1.95                                       | 31.77                               | 22.91                                   | 4,737.3             | 4,683.3           | 3,668.1                      | 587.0              | 8.4                | 419.7              | 54.0        | 3,622.9   | 2,686.6 |  |
| 4/4      | 1.96                                       | 32.04                               | 22.91                                   | 4,661.7             | 4,594.5           | 3,545.9                      | 654.5              | 7.2                | 386.9              | 67.2        | 3,524.3   | 2,649.1 |  |
| 2024.1/4 | 1.91                                       | 32.11                               | 22.43                                   | 5,073.4             | 4,947.1           | 3,765.8                      | 630.4              | 31.4               | 519.4              | 126.3       | 3,912.6   | 2,914.1 |  |
| 2/4      | 1.91                                       | 31.87                               | 22.43                                   | 4,700.0             | 4,589.3           | 3,552.3                      | 565.7              | 16.2               | 455.1              | 110.7       | 3,789.7   | 2,830.8 |  |
| 3/4      | 1.93                                       | 31.66                               | 22.43                                   | 4,990.4             | 4,885.0           | 3,804.7                      | 549.4              | 8.5                | 522.5              | 105.4       | 3,713.2   | 2,774.2 |  |
| 40~49세   |  |                                     |   | 40~49 Year-old      |                   |                              |                    |                    |                    |             |           |         |  |
| 2023.3/4 | 2.92                                       | 44.64                               | 19.51                                   | 6,326.9             | 6,265.7           | 4,597.9                      | 1,235.9            | 10.9               | 421.1              | 61.2        | 5,084.8   | 3,612.7 |  |
| 4/4      | 2.97                                       | 44.50                               | 19.51                                   | 6,303.1             | 6,167.3           | 4,712.1                      | 1,039.0            | 14.3               | 401.9              | 135.8       | 5,239.1   | 3,834.4 |  |
| 2024.1/4 | 2.98                                       | 44.54                               | 19.02                                   | 6,669.8             | 6,613.3           | 4,986.1                      | 967.6              | 15.3               | 644.4              | 56.5        | 5,439.2   | 3,893.3 |  |
| 2/4      | 2.94                                       | 44.65                               | 19.02                                   | 6,162.0             | 6,106.2           | 4,529.6                      | 1,114.4            | 28.8               | 433.4              | 55.8        | 5,012.3   | 3,600.0 |  |
| 3/4      | 2.88                                       | 44.55                               | 19.02                                   | 6,448.6             | 6,374.3           | 4,760.1                      | 1,074.0            | 35.7               | 504.4              | 74.3        | 5,229.0   | 3,759.0 |  |
| 50~59세   |  |                                     |   | 50~59 Year-old      |                   |                              |                    |                    |                    |             |           |         |  |
| 2023.3/4 | 2.61                                       | 54.30                               | 22.49                                   | 6,366.0             | 6,299.0           | 4,373.7                      | 1,373.3            | 34.0               | 518.0              | 67.0        | 4,933.4   | 3,509.1 |  |
| 4/4      | 2.60                                       | 54.44                               | 22.49                                   | 6,066.3             | 5,973.8           | 4,105.0                      | 1,380.5            | 22.9               | 465.3              | 92.5        | 4,544.8   | 3,248.7 |  |
| 2024.1/4 | 2.59                                       | 54.49                               | 22.22                                   | 6,274.3             | 6,183.5           | 4,358.5                      | 1,231.8            | 35.5               | 557.7              | 90.9        | 4,872.8   | 3,439.3 |  |
| 2/4      | 2.61                                       | 54.50                               | 22.22                                   | 6,311.4             | 6,194.1           | 4,338.8                      | 1,325.9            | 55.0               | 474.4              | 117.3       | 4,777.1   | 3,390.2 |  |
| 3/4      | 2.63                                       | 54.57                               | 22.22                                   | 6,780.6             | 6,634.1           | 4,659.8                      | 1,371.3            | 63.0               | 540.0              | 146.5       | 5,106.8   | 3,618.0 |  |
| 60세 이상   |  |                                     |   | 60 Year-old or more |                   |                              |                    |                    |                    |             |           |         |  |
| 2023.3/4 | 1.90                                       | 69.89                               | 35.09                                   | 3,651.6             | 3,586.8           | 1,430.5                      | 852.5              | 67.6               | 1,236.1            | 64.8        | 2,676.1   | 1,991.5 |  |
| 4/4      | 1.90                                       | 69.83                               | 35.09                                   | 3,880.6             | 3,776.8           | 1,458.2                      | 1,058.5            | 121.0              | 1,139.0            | 103.8       | 2,740.6   | 2,130.9 |  |
| 2024.1/4 | 1.89                                       | 69.87                               | 36.32                                   | 3,636.7             | 3,576.5           | 1,457.0                      | 760.5              | 106.6              | 1,252.4            | 60.2        | 2,722.4   | 2,063.4 |  |
| 2/4      | 1.88                                       | 69.77                               | 36.32                                   | 3,667.7             | 3,594.7           | 1,442.0                      | 843.4              | 83.1               | 1,226.2            | 73.0        | 2,603.2   | 2,037.3 |  |
| 3/4      | 1.89                                       | 69.77                               | 36.32                                   | 3,861.1             | 3,774.5           | 1,470.2                      | 976.5              | 85.6               | 1,242.3            | 86.6        | 2,787.9   | 2,109.0 |  |

주: 1) 소득부문과 지출부문을 통합·개편한 가계동향조사 명목자료임(농림어가 포함)  
자료: 통계청 사회통계국 가계수지동향과

## 5. Average Monthly Income and Expenditure by Age of Household Head <sup>1)</sup> (Whole)(1person and over)

In thousand won

| 가계지출                    |   |                             |  |   |        | Expenditure             |                    |                                   |           |                           |   |                                      | 비소비<br>지출 |  |
|-------------------------|---|-----------------------------|--|---|--------|-------------------------|--------------------|-----------------------------------|-----------|---------------------------|---|--------------------------------------|-----------|--|
| 소비지출                    |   |                             |  |   |        | Consumption expenditure |                    |                                   |           |                           |   |                                      |           |  |
| 식료품·<br>비주류<br>음료       | 주류·<br>담배                               | 의류·<br>신발                   | 주거·수<br>도·광열   | 가정용품·<br>가사서비스  | 보 건    | 교 통                     | 통 신                | 오 락·<br>문 화                       | 교 육       | 음 식·<br>숙 박               | 기타상품·<br>서비스                                      |                                      |           |  |
| Food and<br>soft drinks | Alcoholic<br>beverages<br>and cigarette | Clothing<br>and<br>footwear | Housing,<br>water,<br>electricity,<br>gas and<br>other fuels | Household<br>equipment<br>and<br>housekeeping<br>services | Health | Transportat-<br>ion     | Communica-<br>tion | Entertainm-<br>ent and<br>culture | Education | Restaurants<br>and hotels | Other<br>miscellaneo-<br>us goods<br>and services | Non-consump-<br>tion<br>expenditures |           |  |
| 전체 평균                   |   |                             |  |   |        | Average                 |                    |                                   |           |                           |   |                                      |           |  |
| 431.2                   | 41.4                                    | 116.3                       | 289.9  | 119.6   | 231.1  | 326.4                   | 130.0              | 211.1                             | 256.1     | 442.7                     | 212.6   | 1,062.3                              | 3/4.2023  |  |
| 408.6                   | 38.3                                    | 170.8                       | 324.1  | 127.5   | 252.5  | 356.4                   | 129.1              | 193.8                             | 176.6     | 432.7                     | 223.0   | 980.0                                | 4/4       |  |
| 403.9                   | 36.9                                    | 127.1                       | 390.3  | 118.2   | 254.0  | 335.4                   | 129.3              | 212.9                             | 244.0     | 427.0                     | 229.1   | 1,075.9                              | 1/4.2024  |  |
| 387.0                   | 37.1                                    | 151.0                       | 340.3  | 127.3   | 238.9  | 360.5                   | 124.0              | 210.5                             | 173.6     | 442.0                     | 221.1   | 997.5                                | 2/4       |  |
| 433.9                   | 40.2                                    | 114.4                       | 326.5  | 127.8   | 249.3  | 312.3                   | 125.3              | 225.7                             | 252.9     | 467.5                     | 231.8   | 1,067.7                              | 3/4       |  |
| 39세 이하                  |   |                             |  |   |        | 0~39 Year-old           |                    |                                   |           |                           |   |                                      |           |  |
| 282.8                   | 39.7                                    | 138.1                       | 327.0  | 114.9   | 155.9  | 411.1                   | 120.8              | 232.4                             | 150.4     | 519.8                     | 193.7   | 936.3                                | 3/4.2023  |  |
| 272.3                   | 38.7                                    | 185.9                       | 329.7  | 145.9   | 167.5  | 315.2                   | 130.6              | 225.3                             | 121.1     | 507.6                     | 209.4   | 875.2                                | 4/4       |  |
| 285.2                   | 38.5                                    | 147.0                       | 395.9  | 138.1   | 173.4  | 493.4                   | 119.2              | 234.9                             | 139.2     | 517.4                     | 231.9   | 998.5                                | 1/4.2024  |  |
| 275.1                   | 39.2                                    | 169.8                       | 362.8  | 165.4   | 163.2  | 437.4                   | 115.5              | 246.8                             | 100.1     | 530.1                     | 225.4   | 958.9                                | 2/4       |  |
| 289.7                   | 42.9                                    | 133.4                       | 380.8  | 146.7   | 169.2  | 268.6                   | 116.2              | 277.3                             | 164.7     | 551.8                     | 233.0   | 939.0                                | 3/4       |  |
| 40~49세                  |   |                             |  |   |        | 40~49 Year-old          |                    |                                   |           |                           |   |                                      |           |  |
| 478.1                   | 56.3                                    | 147.5                       | 329.6  | 150.4   | 236.8  | 370.2                   | 167.1              | 282.4                             | 568.4     | 572.3                     | 253.7   | 1,472.1                              | 3/4.2023  |  |
| 466.2                   | 50.4                                    | 239.8                       | 387.8  | 158.2   | 259.3  | 477.6                   | 159.9              | 279.5                             | 532.5     | 565.3                     | 257.8   | 1,404.7                              | 4/4       |  |
| 486.3                   | 46.2                                    | 172.9                       | 458.3  | 156.9   | 236.6  | 376.1                   | 172.8              | 314.6                             | 602.7     | 572.7                     | 297.2   | 1,545.9                              | 1/4.2024  |  |
| 457.6                   | 45.6                                    | 205.3                       | 358.4  | 139.4   | 236.7  | 382.3                   | 166.7              | 250.8                             | 513.8     | 581.1                     | 262.2   | 1,412.2                              | 2/4       |  |
| 487.0                   | 50.7                                    | 144.1                       | 366.4  | 156.5   | 269.5  | 374.5                   | 169.1              | 310.2                             | 576.1     | 596.0                     | 258.8   | 1,470.0                              | 3/4       |  |
| 50~59세                  |   |                             |  |   |        | 50~59 Year-old          |                    |                                   |           |                           |   |                                      |           |  |
| 499.2                   | 50.5                                    | 139.3                       | 309.0  | 140.3   | 263.0  | 407.6                   | 174.5              | 251.2                             | 446.4     | 546.6                     | 281.5   | 1,424.3                              | 3/4.2023  |  |
| 453.8                   | 46.0                                    | 192.0                       | 341.4  | 125.3   | 286.4  | 460.1                   | 173.5              | 209.8                             | 175.9     | 509.5                     | 275.1   | 1,296.1                              | 4/4       |  |
| 456.7                   | 44.4                                    | 147.4                       | 419.0  | 118.2   | 301.0  | 353.1                   | 174.4              | 253.3                             | 396.5     | 505.4                     | 269.9   | 1,433.4                              | 1/4.2024  |  |
| 448.8                   | 44.5                                    | 173.8                       | 406.1  | 130.0   | 272.2  | 502.9                   | 165.3              | 242.2                             | 208.5     | 530.6                     | 265.5   | 1,386.9                              | 2/4       |  |
| 503.9                   | 46.6                                    | 141.3                       | 356.0  | 130.3   | 280.2  | 437.6                   | 161.6              | 256.5                             | 418.3     | 585.2                     | 300.5   | 1,488.8                              | 3/4       |  |
| 60세 이상                  |   |                             |  |   |        | 60 Year-old or more     |                    |                                   |           |                           |   |                                      |           |  |
| 458.4                   | 28.3                                    | 70.0                        | 231.5  | 92.3  | 256.5  | 194.8                   | 86.8               | 131.8                             | 29.5      | 253.6                     | 158.1   | 684.6                                | 3/4.2023  |  |
| 436.6                   | 26.5                                    | 109.0                       | 273.9  | 99.9  | 282.6  | 249.5                   | 82.4               | 115.3                             | 15.3      | 260.8                     | 179.1   | 609.6                                | 4/4       |  |
| 401.8                   | 26.4                                    | 78.5                        | 333.7  | 85.8  | 284.2  | 205.5                   | 85.3               | 121.2                             | 27.5      | 246.9                     | 166.7   | 658.9                                | 1/4.2024  |  |
| 381.4                   | 27.0                                    | 96.9                        | 276.6  | 95.7  | 266.4  | 214.5                   | 81.5               | 147.5                             | 19.5      | 260.5                     | 169.8   | 565.9                                | 2/4       |  |
| 452.3                   | 29.1                                    | 70.6                        | 254.1  | 99.5  | 269.2  | 230.0                   | 85.6               | 130.8                             | 36.8      | 276.2                     | 174.8   | 678.9                                | 3/4       |  |

Note: 1) Household income and expenditure survey that integrated and reorganized income and expenditure sections (including farming, forestry and fishery households)

Source: Statistics Korea.



6. 전국 가구의 소득 10분위별 가구당 월평균 가계수지(1인 이상)<sup>1)2)</sup>

단위: 원

|                     | 전 체 평 균   | 1분 위      | 2분 위      | 3분 위      | 4분 위      | 5분 위      |
|---------------------|-----------|-----------|-----------|-----------|-----------|-----------|
|                     | Average   | 1 Group   | 2 Group   | 3 Group   | 4 Group   | 5 Group   |
| 가 구 원 수 ( 명 )       | 2.25      | 1.29      | 1.46      | 1.57      | 1.72      | 2.05      |
| 가 구 주 연 령 ( 세 )     | 53.04     | 61.74     | 61.63     | 55.23     | 50.95     | 50.34     |
| 가 구 분 포 ( % )       | 100.00    | 10.00     | 9.99      | 10.01     | 9.99      | 10.01     |
| 소 득                 | 5,255,452 | 758,471   | 1,606,766 | 2,454,013 | 3,193,768 | 3,941,155 |
| 경 상 소 득             | 5,153,633 | 753,686   | 1,587,972 | 2,432,438 | 3,160,565 | 3,903,675 |
| 근 로 소 득             | 3,328,503 | 104,525   | 404,048   | 1,200,206 | 1,788,664 | 2,432,255 |
| 사 업 소 득             | 986,963   | 42,457    | 199,945   | 404,918   | 620,648   | 591,525   |
| 채 산 소 득             | 53,780    | 7,512     | 19,401    | 19,372    | 34,779    | 84,960    |
| 이 전 소 득             | 784,387   | 599,192   | 964,578   | 807,942   | 716,475   | 794,935   |
| 비 경 상 소 득           | 101,819   | 4,785     | 18,795    | 21,574    | 33,203    | 37,480    |
| 가 계 지 출             | 3,975,158 | 1,357,376 | 1,675,472 | 2,097,813 | 2,519,890 | 3,220,093 |
| 소 비 지 출             | 2,907,448 | 1,157,977 | 1,434,389 | 1,693,058 | 2,011,166 | 2,474,027 |
| 식 료 품 · 비 주 류 음 료   | 433,919   | 269,681   | 316,238   | 309,752   | 340,341   | 378,633   |
| 주 류 · 담 배           | 40,155    | 25,296    | 32,391    | 32,964    | 36,452    | 38,873    |
| 의 료 · 신 발           | 114,397   | 32,352    | 44,584    | 59,399    | 71,181    | 97,422    |
| 주 거 · 수 도 · 광 열     | 326,516   | 222,739   | 246,472   | 282,451   | 296,077   | 340,767   |
| 가 정 용 품 · 가 사 서 비 스 | 127,771   | 41,987    | 55,624    | 70,501    | 78,775    | 111,068   |
| 보 건                 | 249,262   | 127,759   | 174,220   | 174,141   | 195,857   | 200,306   |
| 교 통                 | 312,258   | 79,242    | 102,388   | 145,603   | 190,766   | 252,961   |
| 통 신                 | 125,258   | 46,195    | 57,126    | 77,367    | 102,931   | 114,290   |
| 오 락 · 문 화           | 225,713   | 64,910    | 88,846    | 111,192   | 134,468   | 173,092   |
| 교 육                 | 252,879   | 14,500    | 36,841    | 44,833    | 81,268    | 146,004   |
| 음 식 · 숙 박           | 467,533   | 160,103   | 186,349   | 258,431   | 337,010   | 444,708   |
| 기 타 상 품 · 서 비 스     | 231,789   | 73,213    | 93,311    | 126,424   | 146,041   | 175,903   |
| 비 소 비 지 출           | 1,067,709 | 199,399   | 241,083   | 404,755   | 508,724   | 746,066   |

주: 1) 2024. 3/4분기 자료임

2) 소득부문과 지출부문을 통합·개편한 가계동향조사 명목자료임(농림어가 포함)

자료: 통계청 사회통계국 가계수지동향과



## 6. Average Monthly Income and Expenditure by Income Decile <sup>1)2)</sup> (Whole)(1person and over)

In won

| 6분 위      | 7분 위      | 8분 위      | 9분 위      | 10분 위      |  |
|-----------|-----------|-----------|-----------|------------|--|
| 6 Group   | 7 Group   | 8 Group   | 9 Group   | 10 Group   |  |
| 2.39      | 2.64      | 2.97      | 3.16      | 3.24       | The number of households (person)                |
| 50.94     | 49.24     | 49.44     | 50.35     | 50.60      | Age of household's head (age)                    |
| 10.00     | 10.01     | 9.99      | 10.00     | 10.01      | Distribution of households (%)                   |
| 4,782,688 | 5,765,957 | 6,955,637 | 8,776,914 | 14,308,866 | Income   |
| 4,742,310 | 5,711,222 | 6,876,394 | 8,618,682 | 13,739,535 | Current income                                   |
| 2,980,372 | 3,654,032 | 4,666,183 | 6,090,207 | 9,956,800  | Wage and salary income                           |
| 919,211   | 1,278,137 | 1,343,030 | 1,580,161 | 2,887,532  | Business income                                  |
| 46,949    | 47,596    | 46,211    | 109,692   | 121,188    | Property Income                                  |
| 795,778   | 731,458   | 820,969   | 838,622   | 774,015    | Transfer income                                  |
| 40,378    | 54,734    | 79,244    | 158,232   | 569,331    | Noncurrent income                                |
| 3,832,806 | 4,503,840 | 5,323,100 | 6,296,838 | 8,918,459  | Expenditure                                      |
| 2,903,437 | 3,362,914 | 3,944,064 | 4,409,183 | 5,680,903  | Consumption expenditure                          |
| 443,385   | 479,136   | 549,939   | 597,366   | 654,476    | Food and soft drinks                             |
| 46,238    | 42,103    | 44,392    | 49,851    | 52,971     | Alcoholic beverages and cigarette                |
| 120,359   | 124,744   | 162,619   | 193,121   | 238,037    | Clothing and footwear                            |
| 327,805   | 346,254   | 368,763   | 348,841   | 484,772    | Housing, water, electricity, gas and other fuels |
| 140,854   | 138,175   | 158,896   | 183,284   | 298,339    | Household equipment and housekeeping services    |
| 254,259   | 273,612   | 298,432   | 377,106   | 416,738    | Health   |
| 291,757   | 442,111   | 544,903   | 524,513   | 548,014    | Transportation                                   |
| 138,959   | 165,979   | 170,703   | 177,591   | 201,324    | Communication                                    |
| 213,564   | 220,107   | 266,599   | 375,777   | 608,139    | Entertainment and culture                        |
| 242,270   | 321,696   | 436,721   | 511,639   | 692,538    | Education  |
| 467,573   | 540,347   | 645,207   | 716,927   | 918,074    | Restaurants and hotels                           |
| 216,412   | 268,650   | 296,890   | 353,168   | 567,482    | Other miscellaneous goods and services           |
| 929,369   | 1,140,926 | 1,379,036 | 1,887,655 | 3,237,556  | Non-consumption expenditures                     |

Note: 1) The figures in the third quarter 2024

2) Household income and expenditure survey that integrated and reorganized income and expenditure sections (including farming, forestry and fishery households)

Source: Statistics Korea.



## IV. 주거/국토이용

Housing / Land Use

|                            |    |
|----------------------------|----|
| 1. 주요 지역별 주택가격지수(매매) ..... | 85 |
| 2. 주요 지역별 주택가격지수(전세) ..... | 86 |
| 3. 시도별 자가 변동률 .....        | 87 |
| 4. 지목별 토지거래현황 .....        | 88 |



## 주요 용어 해설 (Explanation of Terms)

### IV-1. 주택(Housing)

- 하나 이상의 가구가 독립된 주거생활을 할 수 있는 구조로 된 건축물

### IV-1. 아파트(Apartment)

- 한 건물 내에 여러 가구가 거주할 수 있도록 지은 5층 이상의 영구건물로서, 구조적으로 한 가구씩 독립하여 살 수 있도록 건축된 주택

### IV-1. 단독주택(Detached houses)

- 원칙적으로 1가구만이 단독으로 거주할 수 있도록 건축된 독립주택

### IV-1. 연립주택(Row houses)

- 대지, 복도, 계단 및 설비 등의 일부 또는 전부를 공동으로 사용하는 하나의 건축물 안에 각 가구마다 독립된 주거생활을 영위할 수 있는 4층 이하의 공동주택

### IV-3. 지가변동율(Floating rate of land price)

- 기준시점 대비 해당 시점의 지가지수의 상승분을 나타냄

### IV-4. 지목(Land category)

- 토지의 주된 용도에 따라 토지의 종류를 구분하여 지적공부에 등록한 것으로, 부동산 거래현황에서는 크게 전, 답, 대지, 임야, 공장용지, 기타(과수원, 목장용지 등 상가지목 외)로 나누고 있음



# 1. 주요 지역별 주택가격지수(매매)

## Housing Price Indices by Region (Purchase)

2021.6=100.0

|       |    | 전 국<br>Whole country |            |                 |            | 수 도 권<br>Seoul metropolitan area |            |                 |            |
|-------|----|----------------------|------------|-----------------|------------|----------------------------------|------------|-----------------|------------|
|       |    | 종합                   | 아파트        | 단독주택            | 연립주택       | 종합                               | 아파트        | 단독주택            | 연립주택       |
|       |    | Total                | Apartments | Detached houses | Row houses | Total                            | Apartments | Detached houses | Row houses |
| 2023. | 5  | 95.7                 | 92.7       | 102.8           | 98.9       | 94.5                             | 91.4       | 103.8           | 98.8       |
|       | 6  | 95.6                 | 92.7       | 102.8           | 98.7       | 94.5                             | 91.5       | 103.8           | 98.7       |
|       | 7  | 95.7                 | 92.7       | 102.8           | 98.6       | 94.7                             | 91.7       | 103.8           | 98.6       |
|       | 8  | 95.8                 | 93.0       | 102.9           | 98.6       | 95.0                             | 92.1       | 103.9           | 98.6       |
|       | 9  | 96.0                 | 93.3       | 103.0           | 98.6       | 95.4                             | 92.7       | 104.1           | 98.7       |
|       | 10 | 96.2                 | 93.5       | 103.1           | 98.7       | 95.7                             | 93.1       | 104.4           | 98.7       |
|       | 11 | 96.3                 | 93.6       | 103.2           | 98.6       | 95.7                             | 93.1       | 104.6           | 98.6       |
|       | 12 | 96.2                 | 93.4       | 103.3           | 98.4       | 95.6                             | 93.0       | 104.8           | 98.5       |
|       | 1  | 96.0                 | 93.2       | 103.4           | 98.3       | 95.4                             | 92.7       | 104.9           | 98.4       |
|       | 2  | 95.9                 | 93.0       | 103.4           | 98.3       | 95.3                             | 92.5       | 105.1           | 98.3       |
|       | 3  | 95.8                 | 92.9       | 103.5           | 98.2       | 95.2                             | 92.4       | 105.2           | 98.3       |
|       | 4  | 95.7                 | 92.8       | 103.6           | 98.1       | 95.2                             | 92.4       | 105.4           | 98.2       |
| 2024. | 5  | 95.7                 | 92.8       | 103.7           | 98.0       | 95.2                             | 92.4       | 105.6           | 98.1       |
|       | 6  | 95.8                 | 92.8       | 103.8           | 98.0       | 95.4                             | 92.7       | 105.8           | 98.1       |
|       | 7  | 95.9                 | 93.0       | 103.9           | 98.0       | 95.7                             | 93.2       | 106.0           | 98.1       |
|       | 8  | 96.1                 | 93.3       | 104.0           | 98.0       | 96.3                             | 93.9       | 106.2           | 98.2       |
|       | 9  | 96.3                 | 93.5       | 104.1           | 98.1       | 96.6                             | 94.4       | 106.4           | 98.3       |
|       | 10 | 96.4                 | 93.6       | 104.2           | 98.1       | 96.8                             | 94.7       | 106.6           | 98.4       |
|       | 11 | 96.4                 | 93.6       | 104.3           | 98.1       | 97.0                             | 94.8       | 106.8           | 98.5       |
|       | 12 | 96.3                 | 93.5       | 104.4           | 98.1       | 96.9                             | 94.8       | 107.0           | 98.5       |

|       |    | 서 울<br>Seoul |            |                 |            | 6 대 광 역 시<br>6 metropolitan cities |            |                 |            |
|-------|----|--------------|------------|-----------------|------------|------------------------------------|------------|-----------------|------------|
|       |    | 종합           | 아파트        | 단독주택            | 연립주택       | 종합                                 | 아파트        | 단독주택            | 연립주택       |
|       |    | Total        | Apartments | Detached houses | Row houses | Total                              | Apartments | Detached houses | Row houses |
| 2023. | 5  | 95.7         | 92.6       | 104.0           | 98.3       | 92.9                               | 89.7       | 103.2           | 98.6       |
|       | 6  | 95.7         | 92.7       | 104.0           | 98.2       | 92.7                               | 89.6       | 103.2           | 98.4       |
|       | 7  | 95.9         | 93.0       | 104.0           | 98.1       | 92.6                               | 89.5       | 103.2           | 98.3       |
|       | 8  | 96.2         | 93.4       | 104.1           | 98.1       | 92.7                               | 89.5       | 103.2           | 98.2       |
|       | 9  | 96.5         | 93.9       | 104.3           | 98.2       | 92.8                               | 89.7       | 103.3           | 98.1       |
|       | 10 | 96.7         | 94.2       | 104.6           | 98.2       | 92.8                               | 89.8       | 103.4           | 98.0       |
|       | 11 | 96.8         | 94.4       | 104.9           | 98.2       | 92.7                               | 89.7       | 103.5           | 97.8       |
|       | 12 | 96.7         | 94.2       | 105.1           | 98.1       | 92.6                               | 89.5       | 103.5           | 97.5       |
|       | 1  | 96.6         | 94.1       | 105.3           | 98.1       | 92.4                               | 89.3       | 103.6           | 97.4       |
|       | 2  | 96.5         | 93.9       | 105.4           | 98.0       | 92.2                               | 89.1       | 103.6           | 97.2       |
|       | 3  | 96.5         | 93.9       | 105.6           | 98.0       | 92.0                               | 88.9       | 103.7           | 97.1       |
|       | 4  | 96.6         | 94.0       | 105.8           | 98.0       | 91.9                               | 88.8       | 103.7           | 97.0       |
| 2024. | 5  | 96.8         | 94.2       | 106.0           | 98.1       | 91.9                               | 88.7       | 103.8           | 96.8       |
|       | 6  | 97.1         | 94.8       | 106.2           | 98.2       | 91.7                               | 88.6       | 103.9           | 96.7       |
|       | 7  | 97.9         | 95.9       | 106.5           | 98.3       | 91.7                               | 88.5       | 104.0           | 96.6       |
|       | 8  | 98.7         | 97.1       | 106.8           | 98.6       | 91.7                               | 88.5       | 104.1           | 96.4       |
|       | 9  | 99.2         | 97.9       | 107.0           | 98.8       | 91.6                               | 88.5       | 104.2           | 96.3       |
|       | 10 | 99.5         | 98.3       | 107.2           | 98.9       | 91.6                               | 88.4       | 104.3           | 96.1       |
|       | 11 | 99.7         | 98.6       | 107.4           | 99.1       | 91.4                               | 88.3       | 104.4           | 96.0       |
|       | 12 | 99.8         | 98.6       | 107.6           | 99.2       | 91.2                               | 88.0       | 104.4           | 95.8       |

자료: 한국부동산원 부동산통계정보

Source: Korea Real Estate Board.

## 2. 주요 지역별 주택가격지수(전세)

### Housing Price Indices by Region (Deposit-based Dwellings)

2021.6=100.0

|       | 전 국<br>Whole country |            |                 |            | 수 도 권<br>Seoul metropolitan area |            |                 |            |       |      |
|-------|----------------------|------------|-----------------|------------|----------------------------------|------------|-----------------|------------|-------|------|
|       | 종합                   | 아파트        | 단독주택            | 연립주택       | 종합                               | 아파트        | 단독주택            | 연립주택       |       |      |
|       | Total                | Apartments | Detached houses | Row houses | Total                            | Apartments | Detached houses | Row houses |       |      |
| 2023. | 5                    | 91.6       | 87.2            | 100.4      | 98.7                             | 88.2       | 82.6            | 100.4      | 98.3  |      |
|       | 6                    | 91.4       | 87.1            | 100.4      | 98.5                             | 88.1       | 82.6            | 100.3      | 98.0  |      |
|       | 7                    | 91.4       | 87.1            | 100.4      | 98.4                             | 88.2       | 82.7            | 100.2      | 97.9  |      |
|       | 8                    | 91.5       | 87.3            | 100.3      | 98.3                             | 88.5       | 83.2            | 100.3      | 97.8  |      |
|       | 9                    | 91.8       | 87.7            | 100.3      | 98.4                             | 89.0       | 83.9            | 100.3      | 97.9  |      |
|       | 10                   | 92.1       | 88.2            | 100.4      | 98.4                             | 89.6       | 84.8            | 100.4      | 97.9  |      |
|       | 11                   | 92.4       | 88.5            | 100.4      | 98.4                             | 90.0       | 85.4            | 100.4      | 97.9  |      |
|       | 12                   | 92.5       | 88.7            | 100.4      | 98.3                             | 90.2       | 85.7            | 100.4      | 97.8  |      |
|       | 2024.                | 1          | 92.5            | 88.8       | 100.3                            | 98.2       | 90.3            | 85.9       | 100.4 | 97.8 |
|       |                      | 2          | 92.6            | 88.8       | 100.4                            | 98.2       | 90.4            | 86.1       | 100.4 | 97.8 |
|       |                      | 3          | 92.6            | 88.9       | 100.3                            | 98.1       | 90.6            | 86.4       | 100.4 | 97.7 |
|       |                      | 4          | 92.7            | 89.0       | 100.3                            | 98.1       | 90.8            | 86.6       | 100.4 | 97.7 |
| 5     |                      | 92.8       | 89.2            | 100.3      | 98.1                             | 91.1       | 87.0            | 100.4      | 97.7  |      |
| 6     |                      | 92.9       | 89.4            | 100.4      | 98.1                             | 91.3       | 87.4            | 100.5      | 97.7  |      |
| 7     |                      | 93.0       | 89.6            | 100.4      | 98.1                             | 91.7       | 87.9            | 100.5      | 97.7  |      |
| 8     |                      | 93.2       | 89.9            | 100.4      | 98.1                             | 92.1       | 88.5            | 100.6      | 97.8  |      |
| 9     |                      | 93.4       | 90.1            | 100.4      | 98.2                             | 92.5       | 89.0            | 100.7      | 97.9  |      |
| 10    |                      | 93.6       | 90.3            | 100.4      | 98.2                             | 92.8       | 89.4            | 100.8      | 98.0  |      |
| 11    |                      | 93.7       | 90.4            | 100.5      | 98.2                             | 93.0       | 89.6            | 100.9      | 98.0  |      |
| 12    |                      | 93.7       | 90.4            | 100.4      | 98.2                             | 93.0       | 89.7            | 100.9      | 98.0  |      |

|       | 서 울<br>Seoul |            |                 |            | 6 대 광 역 시<br>6 metropolitan cities |            |                 |            |       |      |
|-------|--------------|------------|-----------------|------------|------------------------------------|------------|-----------------|------------|-------|------|
|       | 종합           | 아파트        | 단독주택            | 연립주택       | 종합                                 | 아파트        | 단독주택            | 연립주택       |       |      |
|       | Total        | Apartments | Detached houses | Row houses | Total                              | Apartments | Detached houses | Row houses |       |      |
| 2023. | 5            | 89.2       | 83.4            | 100.2      | 96.4                               | 89.0       | 84.8            | 100.3      | 99.4  |      |
|       | 6            | 89.2       | 83.5            | 100.1      | 96.1                               | 88.7       | 84.5            | 100.3      | 99.2  |      |
|       | 7            | 89.3       | 83.8            | 100.1      | 96.0                               | 88.5       | 84.3            | 100.3      | 99.0  |      |
|       | 8            | 89.6       | 84.3            | 100.1      | 96.0                               | 88.5       | 84.3            | 100.2      | 98.9  |      |
|       | 9            | 90.0       | 84.9            | 100.1      | 96.0                               | 88.6       | 84.4            | 100.2      | 98.9  |      |
|       | 10           | 90.3       | 85.5            | 100.1      | 96.0                               | 88.7       | 84.6            | 100.2      | 98.9  |      |
|       | 11           | 90.7       | 86.1            | 100.2      | 96.0                               | 88.7       | 84.7            | 100.2      | 98.7  |      |
|       | 12           | 91.0       | 86.6            | 100.2      | 95.9                               | 88.7       | 84.7            | 100.2      | 98.6  |      |
|       | 2024.        | 1          | 91.1            | 86.8       | 100.2                              | 95.9       | 88.7            | 84.6       | 100.2 | 98.5 |
|       |              | 2          | 91.2            | 87.0       | 100.2                              | 95.9       | 88.6            | 84.6       | 100.2 | 98.5 |
|       |              | 3          | 91.4            | 87.3       | 100.2                              | 95.9       | 88.7            | 84.7       | 100.1 | 98.4 |
|       |              | 4          | 91.5            | 87.6       | 100.2                              | 95.9       | 88.7            | 84.7       | 100.1 | 98.3 |
| 5     |              | 91.8       | 87.9            | 100.3      | 95.9                               | 88.8       | 84.9            | 100.1      | 98.2  |      |
| 6     |              | 92.1       | 88.5            | 100.4      | 96.0                               | 88.8       | 84.9            | 100.1      | 98.2  |      |
| 7     |              | 92.6       | 89.2            | 100.5      | 96.0                               | 88.8       | 84.9            | 100.1      | 98.1  |      |
| 8     |              | 93.1       | 90.0            | 100.6      | 96.2                               | 88.9       | 85.1            | 100.1      | 98.0  |      |
| 9     |              | 93.5       | 90.5            | 100.7      | 96.3                               | 89.0       | 85.3            | 100.1      | 98.0  |      |
| 10    |              | 93.8       | 90.9            | 100.8      | 96.5                               | 89.2       | 85.4            | 100.1      | 97.9  |      |
| 11    |              | 93.9       | 91.1            | 100.9      | 96.5                               | 89.2       | 85.5            | 100.0      | 97.8  |      |
| 12    |              | 93.9       | 91.1            | 101.0      | 96.5                               | 89.2       | 85.5            | 100.0      | 97.7  |      |

자료: 한국부동산원 부동산통계정보

Source: Korea Real Estate Board.



### 3. 시도별 지가 변동률

#### Floating Rate of Land Price by Province

단위: %

In percent

|         | 전 국           | 대도시 <sup>1)</sup>   | 시지역        | 군지역          | 수도권 <sup>2)</sup>       | 지방권 <sup>3)</sup> | 서 울   | 부 산   | 대 구   | 인 천     | 광 주     |
|---------|---------------|---------------------|------------|--------------|-------------------------|-------------------|-------|-------|-------|---------|---------|
|         | Whole country | Metropolitan cities | All cities | All counties | Seoul metropolitan area | Regional area     | Seoul | Busan | Daegu | Incheon | Gwangju |
| 2018    | 4.58          | 5.48                | 3.82       | 3.22         | 5.14                    | 3.65              | 6.11  | 5.74  | 5.01  | 3.59    | 5.26    |
| 2019    | 3.92          | 4.71                | 3.24       | 2.56         | 4.74                    | 2.51              | 5.29  | 3.76  | 4.55  | 4.03    | 4.77    |
| 2020    | 3.68          | 4.45                | 3.04       | 2.22         | 4.36                    | 2.52              | 4.80  | 3.75  | 3.40  | 3.76    | 3.88    |
| 2021    | 4.17          | 4.84                | 3.65       | 2.63         | 4.78                    | 3.17              | 5.31  | 4.04  | 4.38  | 4.10    | 3.47    |
| 2022    | 2.73          | 2.86                | 2.71       | 1.95         | 3.03                    | 2.24              | 3.06  | 2.75  | 2.55  | 2.37    | 2.27    |
| 2023    | 0.82          | 0.87                | 0.85       | 0.34         | 1.08                    | 0.40              | 1.11  | 0.18  | 0.32  | 0.82    | 0.46    |
| 2024    | 2.15          | 2.47                | 1.96       | 0.90         | 2.77                    | 1.10              | 3.10  | 1.49  | 1.09  | 1.84    | 1.57    |
| 2024. 1 | 0.13          | 0.14                | 0.14       | 0.06         | 0.17                    | 0.07              | 0.16  | 0.03  | 0.07  | 0.15    | 0.16    |
| 2       | 0.13          | 0.13                | 0.15       | 0.06         | 0.17                    | 0.07              | 0.16  | 0.04  | 0.07  | 0.14    | 0.13    |
| 3       | 0.17          | 0.18                | 0.16       | 0.07         | 0.21                    | 0.09              | 0.23  | 0.08  | 0.07  | 0.16    | 0.14    |
| 4       | 0.18          | 0.20                | 0.17       | 0.08         | 0.22                    | 0.10              | 0.24  | 0.12  | 0.09  | 0.17    | 0.16    |
| 5       | 0.18          | 0.20                | 0.18       | 0.08         | 0.23                    | 0.10              | 0.25  | 0.13  | 0.10  | 0.16    | 0.14    |
| 6       | 0.19          | 0.22                | 0.17       | 0.08         | 0.24                    | 0.10              | 0.27  | 0.14  | 0.10  | 0.18    | 0.11    |
| 7       | 0.20          | 0.23                | 0.18       | 0.09         | 0.25                    | 0.11              | 0.28  | 0.16  | 0.11  | 0.20    | 0.14    |
| 8       | 0.20          | 0.23                | 0.17       | 0.08         | 0.25                    | 0.11              | 0.28  | 0.16  | 0.10  | 0.19    | 0.14    |
| 9       | 0.19          | 0.24                | 0.16       | 0.07         | 0.25                    | 0.09              | 0.30  | 0.16  | 0.10  | 0.14    | 0.12    |
| 10      | 0.20          | 0.24                | 0.16       | 0.07         | 0.26                    | 0.09              | 0.31  | 0.17  | 0.09  | 0.13    | 0.11    |
| 11      | 0.19          | 0.23                | 0.15       | 0.07         | 0.25                    | 0.09              | 0.31  | 0.14  | 0.10  | 0.12    | 0.11    |
| 12      | 0.18          | 0.21                | 0.15       | 0.07         | 0.23                    | 0.09              | 0.27  | 0.14  | 0.09  | 0.09    | 0.11    |

|         | 대 전     | 울 산   | 세 종    | 경 기      | 강 원     | 충 북      | 충 남      | 전 북     | 전 남     | 경 북       | 경 남       | 제주    |
|---------|---------|-------|--------|----------|---------|----------|----------|---------|---------|-----------|-----------|-------|
|         | Daejeon | Ulsan | Sejong | Gyeonggi | Gangwon | Chungbuk | Chungnam | Jeonbuk | Jeonnam | Gyeongbuk | Gyeongnam | Jeju  |
| 2018    | 3.34    | 2.65  | 7.42   | 4.42     | 3.58    | 3.16     | 2.28     | 2.72    | 4.00    | 2.86      | 2.20      | 4.99  |
| 2019    | 4.25    | 0.35  | 4.95   | 4.29     | 2.66    | 2.22     | 1.63     | 2.60    | 3.90    | 2.38      | 0.56      | -1.77 |
| 2020    | 4.58    | 1.64  | 10.62  | 3.98     | 2.16    | 2.27     | 2.08     | 2.37    | 3.32    | 1.85      | 0.72      | -1.93 |
| 2021    | 4.67    | 2.32  | 7.06   | 4.31     | 3.03    | 3.26     | 2.81     | 2.57    | 3.67    | 2.29      | 2.03      | 1.85  |
| 2022    | 2.57    | 2.12  | 3.25   | 3.11     | 2.28    | 2.23     | 2.03     | 2.18    | 2.67    | 1.75      | 1.76      | 1.89  |
| 2023    | 0.81    | 0.02  | 1.14   | 1.08     | 0.44    | 0.77     | 0.72     | 0.25    | 0.32    | 0.69      | 0.23      | -0.41 |
| 2024    | 1.17    | 1.01  | 1.69   | 2.55     | 1.32    | 1.53     | 1.29     | 0.49    | 1.08    | 1.14      | 0.85      | -0.58 |
| 2024. 1 | 0.14    | 0.10  | 0.16   | 0.18     | 0.03    | 0.13     | 0.09     | 0.05    | 0.10    | 0.10      | 0.02      | -0.02 |
| 2       | 0.11    | 0.08  | 0.13   | 0.20     | 0.07    | 0.12     | 0.09     | 0.03    | 0.09    | 0.09      | 0.03      | -0.03 |
| 3       | 0.11    | 0.08  | 0.16   | 0.21     | 0.11    | 0.12     | 0.09     | 0.06    | 0.11    | 0.11      | 0.05      | -0.03 |
| 4       | 0.11    | 0.10  | 0.15   | 0.22     | 0.11    | 0.13     | 0.09     | 0.06    | 0.11    | 0.12      | 0.10      | -0.04 |
| 5       | 0.13    | 0.10  | 0.18   | 0.23     | 0.12    | 0.11     | 0.09     | 0.05    | 0.10    | 0.11      | 0.09      | -0.04 |
| 6       | 0.11    | 0.11  | 0.13   | 0.22     | 0.11    | 0.13     | 0.10     | 0.03    | 0.09    | 0.10      | 0.10      | -0.06 |
| 7       | 0.11    | 0.10  | 0.17   | 0.22     | 0.15    | 0.13     | 0.10     | 0.04    | 0.09    | 0.10      | 0.10      | -0.05 |
| 8       | 0.10    | 0.09  | 0.15   | 0.22     | 0.14    | 0.14     | 0.14     | 0.05    | 0.08    | 0.09      | 0.08      | -0.05 |
| 9       | 0.07    | 0.08  | 0.13   | 0.21     | 0.12    | 0.12     | 0.14     | 0.02    | 0.07    | 0.08      | 0.07      | -0.07 |
| 10      | 0.06    | 0.07  | 0.13   | 0.21     | 0.13    | 0.14     | 0.12     | 0.04    | 0.08    | 0.08      | 0.07      | -0.07 |
| 11      | 0.07    | 0.06  | 0.12   | 0.20     | 0.11    | 0.13     | 0.12     | 0.03    | 0.08    | 0.08      | 0.07      | -0.07 |
| 12      | 0.06    | 0.06  | 0.09   | 0.20     | 0.12    | 0.12     | 0.12     | 0.03    | 0.08    | 0.08      | 0.06      | -0.06 |

주: 1) 서울, 6대광역시(부산,대전,대구,광주,울산,인천), 세종

2) 서울, 인천, 경기

3) 5대광역시(부산,대전,대구,광주,울산) 및 지방도

자료: 한국부동산원 부동산통계정보

Note: 1) Seoul, 6 large district local government (Busan, Daejeon, Daegu, Gwangju, Ulsan, Incheon), Sejong

2) Seoul, Incheon, Gyeonggi

3) 5 large district local government (Busan, Daejeon, Daegu, Gwangju, Ulsan) and Regional-do

Source: Korea Real Estate Board.

4. 지목별 토지거래현황

단위: 필지수, 1,000㎡

|         | 합계        |           | 전               |         | 답           |         | 대지        |
|---------|-----------|-----------|-----------------|---------|-------------|---------|-----------|
|         | Total     |           | Dry paddy-field |         | Paddy-field |         |           |
|         | 필지수       | 면적        | 필지수             | 면적      | 필지수         | 면적      | 필지수       |
|         | Parcel    | Area      | Parcel          | Area    | Parcel      | Area    | Parcel    |
| 합 계     |           |           |                 |         |             |         |           |
| 2022    | 2,209,175 | 1,795,356 | 247,173         | 210,950 | 253,405     | 309,931 | 1,312,664 |
| 2023    | 1,825,728 | 1,362,414 | 171,549         | 148,262 | 192,933     | 238,920 | 1,147,941 |
| 2024    | 1,875,749 | 1,236,317 | 156,319         | 141,354 | 183,253     | 242,047 | 1,241,993 |
| 2023. 5 | 169,608   | 123,755   | 15,053          | 13,816  | 16,463      | 20,406  | 110,288   |
| 6       | 167,510   | 140,190   | 16,432          | 12,842  | 15,181      | 18,444  | 107,987   |
| 7       | 154,542   | 103,690   | 14,587          | 12,113  | 13,193      | 15,628  | 99,135    |
| 8       | 160,127   | 118,701   | 14,472          | 11,311  | 14,264      | 15,725  | 102,011   |
| 9       | 143,360   | 85,972    | 11,785          | 9,744   | 12,798      | 12,847  | 94,120    |
| 10      | 140,883   | 112,851   | 11,904          | 10,499  | 12,970      | 14,970  | 93,014    |
| 11      | 155,203   | 109,137   | 14,630          | 12,394  | 17,444      | 18,815  | 97,111    |
| 12      | 147,534   | 114,218   | 15,248          | 12,886  | 16,994      | 20,865  | 87,534    |
| 2024. 1 | 153,805   | 109,592   | 13,523          | 12,225  | 18,046      | 23,421  | 95,556    |
| 2       | 134,119   | 91,608    | 11,759          | 10,259  | 16,485      | 22,999  | 84,516    |
| 3       | 156,974   | 110,093   | 14,219          | 13,088  | 18,811      | 28,451  | 97,545    |
| 4       | 171,689   | 127,001   | 14,871          | 14,484  | 19,298      | 29,047  | 112,093   |
| 5       | 157,718   | 123,447   | 13,840          | 12,532  | 15,922      | 21,489  | 102,026   |
| 6       | 155,249   | 102,030   | 12,739          | 11,967  | 14,145      | 18,933  | 105,202   |
| 7       | 179,122   | 101,631   | 14,471          | 12,137  | 14,219      | 17,016  | 123,626   |
| 8       | 164,334   | 92,244    | 12,893          | 11,189  | 13,964      | 15,488  | 112,232   |
| 9       | 140,536   | 81,045    | 9,794           | 8,719   | 9,963       | 12,733  | 100,496   |
| 10      | 150,599   | 86,782    | 11,974          | 10,727  | 12,310      | 15,083  | 103,135   |
| 11      | 151,852   | 95,646    | 12,653          | 11,428  | 14,416      | 17,063  | 101,385   |
| 12      | 159,752   | 115,197   | 13,583          | 12,599  | 15,674      | 20,324  | 104,181   |
| 시 도 별   |           |           |                 |         |             |         |           |
| 서울특별시   | 15,446    | 1,005     | 64              | 15      | 19          | 10      | 14,676    |
| 부산광역시   | 6,841     | 894       | 58              | 10      | 93          | 57      | 6,108     |
| 대구광역시   | 5,166     | 1,062     | 121             | 76      | 140         | 93      | 4,503     |
| 인천광역시   | 10,091    | 1,469     | 227             | 129     | 202         | 270     | 8,589     |
| 광주광역시   | 2,535     | 447       | 91              | 29      | 88          | 88      | 2,186     |
| 대전광역시   | 3,151     | 491       | 54              | 31      | 55          | 45      | 2,834     |
| 울산광역시   | 3,812     | 1,304     | 70              | 39      | 183         | 112     | 3,158     |
| 세종특별자치시 | 878       | 433       | 43              | 24      | 38          | 32      | 510       |
| 경기도     | 41,673    | 17,769    | 2,234           | 1,638   | 2,229       | 2,049   | 29,257    |
| 강원특별자치도 | 8,112     | 13,842    | 1,553           | 2,008   | 881         | 1,073   | 3,764     |
| 충청북도    | 7,045     | 7,250     | 1,355           | 1,354   | 1,050       | 1,348   | 3,176     |
| 충청남도    | 14,019    | 14,434    | 1,661           | 1,305   | 2,294       | 3,636   | 6,659     |
| 전북특별자치도 | 7,642     | 8,839     | 1,154           | 1,015   | 1,870       | 2,944   | 3,314     |
| 전라남도    | 9,919     | 14,017    | 1,852           | 1,841   | 2,611       | 4,136   | 3,464     |
| 경상북도    | 10,454    | 20,186    | 1,648           | 1,902   | 2,288       | 2,821   | 4,542     |
| 경상남도    | 10,857    | 10,104    | 1,019           | 630     | 1,623       | 1,605   | 6,333     |
| 제주특별자치도 | 2,111     | 1,650     | 379             | 553     | 10          | 5       | 1,108     |

자료: 한국부동산원 부동산통계정보

## 4. Land Business by Land Category

In parcel, 1,000m<sup>2</sup>

|               | 임야       |         | 공장      |        | 기타      |         |                   |
|---------------|----------|---------|---------|--------|---------|---------|-------------------|
| Building site | Forestry |         | Factory |        | Others  |         |                   |
| 면적            | 필지수      | 면적      | 필지수     | 면적     | 필지수     | 면적      |                   |
| Area          | Parcel   | Area    | Parcel  | Area   | Parcel  | Area    |                   |
| Total         |          |         |         |        |         |         |                   |
| 210,488       | 200,770  | 917,038 | 34,975  | 42,193 | 160,188 | 104,755 | 2022              |
| 147,666       | 158,436  | 724,810 | 33,331  | 31,093 | 121,538 | 71,663  | 2023              |
| 116,163       | 138,792  | 612,320 | 29,058  | 40,041 | 126,334 | 84,392  | 2024              |
| 13,042        | 13,780   | 67,020  | 3,208   | 3,168  | 10,816  | 6,303   | 5. 2023           |
| 13,577        | 14,648   | 86,944  | 3,277   | 3,100  | 9,985   | 5,283   | 6                 |
| 12,378        | 14,242   | 54,258  | 2,938   | 2,830  | 10,447  | 6,483   | 7                 |
| 12,409        | 13,575   | 70,112  | 3,861   | 2,612  | 11,944  | 6,532   | 8                 |
| 10,675        | 12,015   | 45,672  | 2,657   | 2,074  | 9,985   | 4,960   | 9                 |
| 10,567        | 11,610   | 69,162  | 2,385   | 2,125  | 9,000   | 5,529   | 10                |
| 11,952        | 12,452   | 55,474  | 2,823   | 2,773  | 10,743  | 7,730   | 11                |
| 13,153        | 13,255   | 58,358  | 3,037   | 2,368  | 11,466  | 6,588   | 12                |
| 12,468        | 12,939   | 51,210  | 2,828   | 4,792  | 10,913  | 5,477   | 1. 2024           |
| 8,095         | 10,297   | 43,068  | 2,164   | 2,258  | 8,898   | 4,930   | 2                 |
| 10,361        | 13,140   | 49,246  | 3,109   | 2,714  | 10,150  | 6,232   | 3                 |
| 10,188        | 12,007   | 61,014  | 2,527   | 5,289  | 10,893  | 6,979   | 4                 |
| 9,185         | 12,455   | 70,191  | 2,579   | 2,999  | 10,896  | 7,051   | 5                 |
| 8,992         | 11,071   | 51,933  | 2,353   | 3,003  | 9,739   | 7,201   | 6                 |
| 10,575        | 12,492   | 50,463  | 2,614   | 3,534  | 11,700  | 7,907   | 7                 |
| 9,335         | 10,891   | 45,959  | 2,369   | 3,201  | 11,985  | 7,074   | 8                 |
| 8,177         | 9,067    | 39,739  | 2,031   | 2,414  | 9,185   | 9,262   | 9                 |
| 8,746         | 10,897   | 42,360  | 2,374   | 3,018  | 9,909   | 6,849   | 10                |
| 10,263        | 11,095   | 48,197  | 2,146   | 3,098  | 10,157  | 5,598   | 11                |
| 9,779         | 12,441   | 58,940  | 1,964   | 3,722  | 11,909  | 9,832   | 12                |
| By province   |          |         |         |        |         |         |                   |
| 671           | 120      | 246     | 155     | 7      | 412     | 55      | Seoul             |
| 283           | 264      | 232     | 64      | 241    | 254     | 70      | Busan             |
| 251           | 161      | 510     | 33      | 55     | 208     | 76      | Daegu             |
| 499           | 328      | 295     | 149     | 193    | 596     | 84      | Incheon           |
| 256           | 79       | 52      | 24      | 10     | 67      | 11      | Gwangju           |
| 177           | 63       | 177     | 20      | 9      | 125     | 52      | Daejeon           |
| 215           | 217      | 766     | 30      | 120    | 154     | 52      | Ulsan             |
| 157           | 190      | 188     | 9       | 19     | 88      | 12      | Sejong            |
| 3,001         | 3,389    | 8,715   | 777     | 915    | 3,787   | 1,452   | Gyeonggi-do       |
| 428           | 1,079    | 9,513   | 19      | 54     | 816     | 765     | Gangwon State     |
| 433           | 607      | 3,391   | 203     | 397    | 654     | 327     | Chungcheongbuk-do |
| 727           | 1,847    | 4,916   | 114     | 315    | 1,444   | 3,535   | Chungcheongnam-do |
| 571           | 536      | 3,415   | 103     | 454    | 665     | 440     | Jeonbuk State     |
| 674           | 1,190    | 6,433   | 35      | 63     | 767     | 871     | Jeollanam-do      |
| 658           | 992      | 13,157  | 103     | 421    | 881     | 1,229   | Gyeongsangbuk-do  |
| 606           | 1,106    | 6,423   | 120     | 436    | 656     | 405     | Gyeongsangnam-do  |
| 170           | 273      | 512     | 6       | 13     | 335     | 397     | Jeju-do           |

Source: Korea Real Estate Board.



## V. 문화·여가/정보통신/과학·기술

Culture and Leisure / Information and Communication / Science and Technology

|                        |    |
|------------------------|----|
| 1. 관광수지 .....          | 95 |
| 2. 주요국 입국현황 .....      | 96 |
| 3. 인터넷 기반 .....        | 98 |
| 4. 지식재산권 출원·등록건수 ..... | 99 |



## 주요 용어 해설 (Explanation of Terms)

### V-1. 관광수지(Tourism balance)

- 한국은행이 발표하는 국제수지의 여행수지 중 유학연수를 제외한 일반 여행수지
  - 관광수입: 일반여행수입
  - 관광지출: 일반여행지출

### V-3. 도메인(Domain)

- 조직이나 컴퓨터를 나타내는 이름. 인터넷에서는 컴퓨터끼리 IP어드레스를 사용하여 상대를 식별한 뒤 통신하지만, 인간에게 IP어드레스는 그저 단순한 수치 나열에 지나지 않으므로 조직이나 컴퓨터를 나타내는 이름을 문자(이를테면 [www.kostat.go.kr](http://www.kostat.go.kr)의 [kostat](http://kostat.go.kr)처럼)로 표시하여 전자메일이나 웹 페이지에서 사용함

### V-3. IP 주소(IP address)

- 인터넷 등 TCP/IP에 의한 컴퓨터 통신에서 통신상대를 식별하기 위해 사용되는 32비트 수치. 통상 8비트씩 피리옴드로 구분하지만, 인터넷에 접속해 있는 각 컴퓨터에는 세계에서 유일한 IP어드레스가 할당되어 통신이 가능해짐

### V-4. 지식재산권(Intellectual property)

- "지식재산"이란 특허, 실용신안, 디자인, 상표권, 저작권 및 신지식재산권 등을 통칭. 다만 특허청은 저작권, 신지식재산권을 제외한 산업재산권 법령에 의거한 4권리(특허, 실용신안, 디자인, 상표)에 한정





# 1. 관광수지 <sup>1)</sup>

## Tourism Balance

단위: 100만달러, %, 달러

In million U. S. dollars, %, U. S. dollars

|          | 관광수입<br>Tourism receipts | 관광수입   |  | 관광지출<br>Tourism expenditures | 관광지출   |  | 관광수지<br>Balance |
|----------|--------------------------|--|--|------------------------------|--|--|-----------------|
|          |                          | 전년(동월)비<br>Change over<br>the same month<br>of last year | 1인당<br>평균소비액<br>Average<br>expenditure per<br>capita |                              | 전년(동월)비<br>Change over<br>the same month<br>of last year | 1인당<br>평균소비액<br>Average<br>expenditure per<br>capita |                 |
| 2018     | 18,461.8                 | 39.2   | 1,203  | 31,527.9                     | 12.8   | 1,099  | -13,066.1       |
| 2019     | 20,744.9                 | 12.4   | 1,185  | 29,260.5                     | -7.2   | 1,019  | -8,515.6        |
| 2020     | 10,181.1                 | -50.9  | 4,042  | 13,356.4                     | -54.4  | 3,124  | -3,175.3        |
| 2021     | 10,622.5                 | 4.3  | 10,985   | 14,951.1                     | 11.9   | 12,230   | -4,328.6        |
| 2022     | 12,240.6                 | 15.2   | 3,828  | 17,955.7                     | 20.1   | 2,740  | -5,715.1        |
| 2023     | 15,111.5                 | 23.5   | 1,370  | 24,970.8                     | 39.1   | 1,099  | -9,859.3        |
| 2022. 12 | 1,128.1                  | 30.7   | 2,092  | 1,989.5                      | 56.0   | 1,428  | -861.4          |
| 2023. 1  | 861.2                    | 16.2   | 1,982  | 2,011.9                      | 97.2   | 1,129  | -1,150.7        |
| 2        | 976.1                    | 26.9   | 2,037  | 1,844.4                      | 72.9   | 1,069  | -868.3          |
| 3        | 1,245.9                  | 29.5   | 1,556  | 1,826.9                      | 41.9   | 1,241  | -581.0          |
| 4        | 1,422.1                  | 59.4   | 1,600  | 1,708.3                      | 32.3   | 1,141  | -286.2          |
| 5        | 1,437.8                  | 46.0   | 1,658  | 2,034.5                      | 41.2   | 1,209  | -596.7          |
| 6        | 1,183.1                  | 18.8   | 1,232  | 2,281.3                      | 46.7   | 1,287  | -1,098.2        |
| 7        | 1,125.0                  | 29.7   | 1,090  | 2,303.6                      | 51.3   | 1,070  | -1,178.6        |
| 8        | 1,361.7                  | 16.5   | 1,250  | 2,133.7                      | 20.7   | 1,019  | -772.0          |
| 9        | 1,309.2                  | 9.1  | 1,192  | 2,058.8                      | 34.9   | 1,021  | -749.6          |
| 10       | 1,663.4                  | 22.2   | 1,353  | 2,097.2                      | 22.1   | 1,027  | -433.8          |
| 11       | 1,302.2                  | 11.4   | 1,168  | 2,379.6                      | 34.4   | 1,154  | -1,077.4        |
| 12       | 1,223.8                  | 8.5  | 1,181  | 2,290.6                      | 15.1   | 948  | -1,066.8        |
| 2024. 1  | 1,226.2                  | 42.4   | 1,392  | 2,395.2                      | 19.1   | 864  | -1,169.0        |
| 2        | 999.4                    | 2.4  | 970  | 2,205.7                      | 19.6   | 878  | -1,206.3        |
| 3        | 1,234.9                  | -0.9   | 828  | 2,141.1                      | 17.2   | 1,000  | -906.2          |
| 4        | 1,462.5                  | 2.8  | 1,000  | 2,122.4                      | 24.2   | 1,005  | -659.9          |
| 5        | 1,469.0                  | 2.2  | 1,036  | 2,152.8                      | 5.8  | 949  | -683.8          |
| 6        | 1,323.6                  | 11.9   | 934  | 2,073.7                      | -9.1   | 935  | -750.1          |
| 7        | 1,344.6                  | 19.5   | 955  | 2,361.9                      | 2.5  | 944  | -1,017.3        |
| 8        | 1,404.1                  | 3.1  | 898  | 2,467.9                      | 15.7   | 1,046  | -1,063.8        |
| 9        | 1,528.0                  | 16.7   | 1,044  | 2,240.6                      | 8.8  | 969  | -712.6          |
| 10       | 1,836.3                  | 10.4   | 1,148  | 2,176.0                      | 3.8  | 913  | -339.7          |
| 11       | 1,521.7                  | 16.9   | 1,118  | 2,127.3                      | -10.6  | 890  | -605.6          |

주: 1) 2023년 이후 자료는 잠정치임  
 자료: 한국관광공사 한국관광데이터랩

Note: 1) Since 2023, figures are preliminary.  
 Source: Korea Tourism Organization.

2. 주요국 입국현황 <sup>1)2)</sup>

단위: 명

|          | 총 계        | 아시아                |                |           |           |             |             |          |           |          |           |         |                  |
|----------|------------|--------------------|----------------|-----------|-----------|-------------|-------------|----------|-----------|----------|-----------|---------|------------------|
|          |            |                    | 일본             | 중국        | 홍콩        | 대만          | 필리핀         | 태국       | 싱가포르      | 말레이시아    | 인도네시아     | 인도      | 중동 <sup>3)</sup> |
|          | Total      | Asia               | Japan          | China     | Hong Kong | Taiwan      | Philippines | Thailand | Singapore | Malaysia | Indonesia | India   | Middle East      |
| 2022     | 3,198,017  | 1,984,107          | 296,867        | 227,358   | 61,195    | 72,925      | 199,845     | 179,259  | 165,272   | 70,449   | 106,750   | 64,829  | 15,876           |
| 2023     | 11,031,665 | 8,401,391          | 2,316,429      | 2,019,424 | 403,984   | 960,607     | 342,819     | 379,442  | 347,814   | 259,872  | 250,249   | 122,771 | 31,029           |
| 2024     | 16,369,629 | 13,113,511         | 3,224,079      | 4,603,273 | 571,418   | 1,473,908   | 516,760     | 323,856  | 375,428   | 300,836  | 336,185   | 176,668 | 40,959           |
| 2023. 11 | 9,995,040  | 7,550,419          | 2,120,560      | 1,765,749 | 361,207   | 879,974     | 307,573     | 345,993  | 291,417   | 226,766  | 222,541   | 113,564 | 28,724           |
| 12       | 11,031,665 | 8,401,391          | 2,316,429      | 2,019,424 | 403,984   | 960,607     | 342,819     | 379,442  | 347,814   | 259,872  | 250,249   | 122,771 | 31,029           |
| 2024. 1  | 880,881    | 720,427            | 143,152        | 280,035   | 25,755    | 93,589      | 26,908      | 20,516   | 14,036    | 16,913   | 19,274    | 9,842   | 2,160            |
| 2        | 1,911,125  | 1,593,671          | 327,151        | 623,754   | 61,213    | 190,293     | 52,775      | 42,863   | 29,318    | 46,429   | 38,740    | 19,289  | 4,354            |
| 3        | 3,402,873  | 2,787,215          | 665,893        | 1,015,101 | 110,448   | 305,871     | 107,656     | 76,381   | 68,167    | 71,723   | 64,845    | 35,732  | 5,388            |
| 4        | 4,865,670  | 3,915,806          | 895,145        | 1,426,432 | 153,102   | 423,477     | 158,301     | 119,455  | 100,648   | 103,716  | 103,769   | 53,430  | 9,787            |
| 5        | 6,284,133  | 5,036,306          | 1,173,568      | 1,821,654 | 198,892   | 540,433     | 202,987     | 148,178  | 137,954   | 131,096  | 135,508   | 71,646  | 13,423           |
| 6        | 7,701,407  | 6,156,045          | 1,431,999      | 2,218,979 | 253,341   | 684,688     | 247,878     | 168,328  | 172,088   | 147,234  | 164,645   | 89,339  | 19,029           |
| 7        | 9,109,906  | 7,283,318          | 1,674,952      | 2,678,048 | 311,646   | 827,409     | 282,510     | 186,384  | 186,156   | 159,509  | 187,463   | 103,675 | 24,413           |
| 8        | 10,673,127 | 8,563,562          | 1,998,417      | 3,183,607 | 373,510   | 976,144     | 317,735     | 203,159  | 203,451   | 172,422  | 211,766   | 119,409 | 27,843           |
| 9        | 12,137,427 | 9,732,019          | 2,309,069      | 3,606,416 | 413,543   | 1,102,274   | 358,013     | 222,027  | 229,457   | 201,769  | 239,004   | 136,480 | 30,833           |
| 10       | 13,737,690 | 10,971,177         | 2,632,335      | 3,998,646 | 465,982   | 1,235,707   | 416,737     | 262,194  | 270,298   | 238,819  | 273,342   | 153,071 | 34,522           |
| 11       | 15,098,766 | 12,068,729         | 2,973,533      | 4,296,486 | 512,748   | 1,355,212   | 467,336     | 291,114  | 313,880   | 269,442  | 302,442   | 165,998 | 38,479           |
| 12       | 16,369,629 | 13,113,511         | 3,224,079      | 4,603,273 | 571,418   | 1,473,908   | 516,760     | 323,856  | 375,428   | 300,836  | 336,185   | 176,668 | 40,959           |
| 유럽       |            |                    |                |           |           |             |             |          |           |          |           |         |                  |
|          |            | 러시아                | 영국             | 독일        | 프랑스       | 네덜란드        | 이탈리아        | 폴란드      | 그리스       | 스웨덴      | 스페인       |         |                  |
|          |            | Russian Federation | United Kingdom | Germany   | France    | Netherlands | Italy       | Poland   | Greece    | Sweden   | Spain     |         |                  |
| 2022     | 406,087    | 60,019             | 44,806         | 65,107    | 62,619    | 25,651      | 18,138      | 11,732   | 5,586     | 7,455    | 14,367    |         |                  |
| 2023     | 918,059    | 158,775            | 121,376        | 132,720   | 133,406   | 49,225      | 47,631      | 29,192   | 7,839     | 18,974   | 34,508    |         |                  |
| 2024     | 1,140,953  | 197,198            | 147,493        | 157,185   | 164,508   | 55,038      | 63,423      | 43,539   | 10,821    | 20,837   | 47,031    |         |                  |
| 2023. 11 | 864,261    | 147,050            | 114,443        | 125,660   | 125,871   | 46,653      | 44,831      | 27,518   | 7,371     | 17,929   | 32,671    |         |                  |
| 12       | 918,059    | 158,775            | 121,376        | 132,720   | 133,406   | 49,225      | 47,631      | 29,192   | 7,839     | 18,974   | 34,508    |         |                  |
| 2024. 1  | 53,031     | 11,508             | 6,750          | 6,484     | 6,380     | 2,456       | 2,573       | 1,725    | 584       | 1,068    | 1,690     |         |                  |
| 2        | 107,817    | 22,068             | 13,655         | 13,694    | 14,709    | 5,053       | 4,885       | 3,706    | 1,174     | 1,973    | 3,456     |         |                  |
| 3        | 216,127    | 38,775             | 29,648         | 32,265    | 26,891    | 9,003       | 10,674      | 7,077    | 2,270     | 3,860    | 8,207     |         |                  |
| 4        | 348,891    | 58,069             | 48,716         | 53,561    | 48,884    | 15,569      | 17,255      | 12,289   | 3,524     | 6,068    | 11,932    |         |                  |
| 5        | 455,586    | 75,379             | 62,278         | 68,750    | 66,214    | 21,178      | 22,818      | 16,880   | 4,595     | 7,784    | 15,473    |         |                  |
| 6        | 540,146    | 91,132             | 73,695         | 78,816    | 77,203    | 24,842      | 27,798      | 20,283   | 5,363     | 10,096   | 18,832    |         |                  |
| 7        | 637,956    | 112,031            | 84,864         | 89,433    | 91,197    | 30,442      | 32,424      | 23,788   | 6,232     | 11,940   | 23,054    |         |                  |
| 8        | 752,607    | 130,723            | 98,322         | 103,910   | 109,647   | 36,326      | 41,730      | 28,148   | 7,288     | 13,384   | 30,164    |         |                  |
| 9        | 862,284    | 148,965            | 111,705        | 120,705   | 123,784   | 41,517      | 47,433      | 33,278   | 8,219     | 15,339   | 35,076    |         |                  |
| 10       | 989,381    | 169,835            | 128,351        | 138,395   | 142,822   | 47,434      | 54,223      | 37,901   | 9,184     | 17,720   | 40,440    |         |                  |
| 11       | 1,076,337  | 184,711            | 139,275        | 149,013   | 155,450   | 51,798      | 59,626      | 41,601   | 10,207    | 19,370   | 44,583    |         |                  |
| 12       | 1,140,953  | 197,198            | 147,493        | 157,185   | 164,508   | 55,038      | 63,423      | 43,539   | 10,821    | 20,837   | 47,031    |         |                  |

주: 1) 월자료는 당해년도의 누계치임

2) 최근월은 잠정치임

3) GCC 6개국(아랍에미리트, 사우디아라비아, 쿠웨이트, 오만, 카타르, 바레인)만 해당함

4) 교포수 포함

자료: 한국관광공사 한국관광데이터랩

2. Arrivals of Foreigners by Nationality <sup>1)2)</sup>

In person

| 아메리카      |               |         | 오세아니아   |           |             | 아프리카   |       | 기타 <sup>4)</sup> |          |
|-----------|---------------|---------|---------|-----------|-------------|--------|-------|------------------|----------|
|           | 미국            | 캐나다     |         | 호주        | 뉴질랜드        |        | 이집트   |                  |          |
| America   | United States | Canada  | Oceania | Australia | New Zealand | Africa | Egypt | Others           |          |
| 667,772   | 543,648       | 93,064  | 82,083  | 65,502    | 15,722      | 29,732 | 3,773 | 28,236           | 2022     |
| 1,373,227 | 1,086,415     | 201,849 | 240,864 | 198,604   | 39,956      | 57,253 | 5,643 | 40,871           | 2023     |
| 1,719,511 | 1,320,108     | 254,332 | 289,685 | 244,338   | 42,177      | 70,758 | 6,454 | 35,211           | 2024     |
| 1,275,238 | 1,008,124     | 187,295 | 213,570 | 175,788   | 35,637      | 53,675 | 5,206 | 37,877           | 11. 2023 |
| 1,373,227 | 1,086,415     | 201,849 | 240,864 | 198,604   | 39,956      | 57,253 | 5,643 | 40,871           | 12       |
| 80,547    | 61,754        | 13,400  | 20,524  | 17,251    | 3,150       | 3,788  | 406   | 2,564            | 1. 2024  |
| 162,459   | 124,361       | 27,079  | 33,771  | 28,223    | 5,276       | 8,400  | 919   | 5,007            | 2        |
| 316,622   | 244,316       | 50,141  | 60,809  | 51,094    | 9,242       | 13,697 | 1,295 | 8,403            | 3        |
| 476,531   | 367,044       | 74,993  | 91,535  | 77,616    | 13,178      | 21,023 | 1,802 | 11,884           | 4        |
| 634,408   | 489,738       | 99,816  | 115,541 | 98,057    | 16,465      | 27,062 | 2,331 | 15,230           | 5        |
| 815,670   | 641,459       | 120,194 | 138,299 | 117,405   | 19,629      | 33,208 | 2,897 | 18,039           | 6        |
| 971,570   | 762,333       | 144,093 | 157,600 | 133,603   | 22,310      | 38,859 | 3,373 | 20,603           | 7        |
| 1,111,661 | 864,390       | 166,835 | 175,398 | 148,358   | 25,121      | 46,634 | 3,982 | 23,265           | 8        |
| 1,261,003 | 974,085       | 189,706 | 201,716 | 170,724   | 28,751      | 54,101 | 4,761 | 26,304           | 9        |
| 1,452,547 | 1,115,237     | 218,692 | 233,661 | 197,466   | 33,589      | 61,187 | 5,427 | 29,737           | 10       |
| 1,596,078 | 1,224,219     | 237,657 | 258,370 | 218,002   | 37,412      | 66,642 | 5,982 | 32,610           | 11       |
| 1,719,511 | 1,320,108     | 254,332 | 289,685 | 244,338   | 42,177      | 70,758 | 6,454 | 35,211           | 12       |

| 목적별 입국현황   |            |          | By purpose |          |           |          |
|------------|------------|----------|------------|----------|-----------|----------|
| 총 계        | 관 광        | 업 무      | 승무원        | 유학연수     | 기 타       |          |
| Total      | Tourist    | Business | Crew       | Students | Others    |          |
| 3,198,017  | 1,998,937  | 107,862  | 504,798    | 152,195  | 434,225   | 2022     |
| 11,031,665 | 8,880,899  | 186,435  | 755,532    | 313,980  | 894,819   | 2023     |
| 16,369,629 | 13,485,838 | 211,593  | 1,141,209  | 435,129  | 1,095,860 | 2024     |
| 9,995,040  | 8,015,125  | 172,521  | 690,127    | 292,618  | 824,649   | 11. 2023 |
| 11,031,665 | 8,880,899  | 186,435  | 755,532    | 313,980  | 894,819   | 12       |
| 880,881    | 696,840    | 14,711   | 71,265     | 18,077   | 79,988    | 1. 2024  |
| 1,911,125  | 1,470,781  | 27,786   | 138,239    | 88,850   | 185,469   | 2        |
| 3,402,873  | 2,694,680  | 45,475   | 236,920    | 140,890  | 284,908   | 3        |
| 4,865,670  | 3,928,048  | 62,606   | 341,959    | 154,974  | 378,083   | 4        |
| 6,284,133  | 5,103,871  | 82,025   | 448,168    | 180,313  | 469,756   | 5        |
| 7,701,407  | 6,294,927  | 101,404  | 551,214    | 204,090  | 549,772   | 6        |
| 9,109,906  | 7,478,072  | 119,250  | 648,787    | 227,270  | 636,527   | 7        |
| 10,673,127 | 8,723,191  | 137,516  | 751,586    | 312,077  | 748,757   | 8        |
| 12,137,427 | 9,910,023  | 156,723  | 854,795    | 361,912  | 853,974   | 9        |
| 13,737,690 | 11,273,708 | 176,358  | 963,325    | 380,200  | 944,099   | 10       |
| 15,098,766 | 12,417,814 | 195,807  | 1,056,363  | 405,954  | 1,022,828 | 11       |
| 16,369,629 | 13,485,838 | 211,593  | 1,141,209  | 435,129  | 1,095,860 | 12       |

Note: 1) Monthly figures are the total amount from Jan. to the corresponding month.

2) The figures for the latest month are preliminary.

3) Data contains only 6 GCC countries (U.A.E., Saudi Arabia, Kuwait, Oman, Qatar and Bahrain).

4) Others include the number of Korean national abroad.

Source: Korea Tourism Organization.

### 3. 인터넷 기반 Infrastructure of the Internet

단위: 개수

In each

|          | .kr 도메인 수               |         |         |       |       |        |       |       |
|----------|-------------------------|---------|---------|-------|-------|--------|-------|-------|
|          | Number of<br>.kr domain | 증 감     | co.kr   | re.kr | ne.kr | or.kr  | pe.kr | go.kr |
|          |                         | Change  |         |       |       |        |       |       |
| 2020     | 1,079,951               | -28,477 | 664,765 | 2,880 | 1,584 | 42,214 | 7,484 | 1,738 |
| 2021     | 1,096,297               | 16,346  | 671,140 | 2,628 | 1,532 | 42,686 | 7,179 | 1,696 |
| 2022     | 1,084,911               | -11,386 | 659,463 | 2,629 | 1,498 | 42,504 | 7,004 | 1,671 |
| 2023     | 1,086,501               | 1,590   | 662,132 | 2,749 | 1,450 | 42,410 | 6,774 | 1,638 |
| 2024     | 1,055,557               | -30,944 | 636,054 | 2,794 | 1,352 | 41,202 | 6,221 | 1,621 |
| 2023. 12 | 1,086,501               | -2,009  | 662,132 | 2,749 | 1,450 | 42,410 | 6,774 | 1,638 |
| 2024. 1  | 1,087,111               | 610     | 662,414 | 2,769 | 1,449 | 42,465 | 6,802 | 1,637 |
| 2        | 1,086,906               | -205    | 662,019 | 2,777 | 1,441 | 42,498 | 6,746 | 1,635 |
| 3        | 1,083,588               | -3,318  | 660,422 | 2,776 | 1,433 | 42,490 | 6,737 | 1,628 |
| 4        | 1,081,332               | -2,256  | 658,940 | 2,767 | 1,409 | 42,447 | 6,721 | 1,626 |
| 5        | 1,080,682               | -650    | 658,031 | 2,758 | 1,395 | 42,473 | 6,705 | 1,622 |
| 6        | 1,076,421               | -4,261  | 654,044 | 2,757 | 1,395 | 42,373 | 6,638 | 1,621 |
| 7        | 1,069,937               | -6,484  | 648,287 | 2,769 | 1,400 | 42,115 | 6,503 | 1,621 |
| 8        | 1,065,849               | -4,088  | 644,670 | 2,779 | 1,393 | 42,003 | 6,426 | 1,618 |
| 9        | 1,062,756               | -3,093  | 642,124 | 2,767 | 1,378 | 41,854 | 6,377 | 1,620 |
| 10       | 1,061,402               | -1,354  | 640,747 | 2,750 | 1,373 | 41,761 | 6,303 | 1,620 |
| 11       | 1,057,024               | -4,378  | 637,495 | 2,785 | 1,368 | 41,424 | 6,281 | 1,628 |
| 12       | 1,055,557               | -1,467  | 636,054 | 2,794 | 1,352 | 41,202 | 6,221 | 1,621 |

|          | .kr 도메인 수 |        |        |           |         | .한국<br>도메인        | AS번호      | IP주소<br>(IPv4) | I S P<br>(관리대행자) |
|----------|-----------|--------|--------|-----------|---------|-------------------|-----------|----------------|------------------|
|          | 영문.kr     | mil.kr | 지역.kr  | 교육.kr     | 한글.kr   |                   |           |                |                  |
|          |           |        | Region | Education | Hangeul | .Hanguk<br>domain | AS number | IP address     |                  |
| 2020     | 297,293   | 51     | 1,038  | 8,319     | 50,984  | 21,417            | 1,036     | 112,473,088    | 95               |
| 2021     | 309,209   | 54     | 1,143  | 7,815     | 49,767  | 18,743            | 1,043     | 112,486,912    | 94               |
| 2022     | 311,880   | 56     | 1,289  | 7,328     | 47,835  | 17,815            | 1,051     | 112,498,944    | 94               |
| 2023     | 314,179   | 54     | 1,041  | 6,684     | 45,969  | 15,672            | 1,163     | 112,502,528    | 95               |
| 2024     | 311,734   | 51     | 1,042  | 6,076     | 45,911  | 13,431            | 1,165     | 112,504,320    | 95               |
| 2023. 12 | 314,179   | 54     | 1,041  | 6,684     | 45,969  | 15,672            | 1,163     | 112,502,528    | 95               |
| 2024. 1  | 314,698   | 54     | 1,065  | 6,650     | 45,694  | 15,277            | 1,163     | 112,502,784    | 95               |
| 2        | 314,833   | 53     | 1,087  | 6,546     | 45,858  | 15,210            | 1,163     | 112,500,224    | 94               |
| 3        | 313,418   | 52     | 1,048  | 6,431     | 45,586  | 15,033            | 1,166     | 112,500,224    | 94               |
| 4        | 312,696   | 52     | 1,062  | 6,492     | 45,642  | 14,919            | 1,167     | 112,500,736    | 94               |
| 5        | 312,889   | 51     | 1,075  | 6,452     | 45,749  | 14,706            | 1,168     | 112,500,992    | 94               |
| 6        | 313,004   | 51     | 1,095  | 6,413     | 45,542  | 14,590            | 1,169     | 112,501,248    | 94               |
| 7        | 312,577   | 51     | 1,086  | 6,390     | 45,679  | 14,272            | 1,171     | 112,501,248    | 94               |
| 8        | 312,243   | 51     | 1,075  | 6,360     | 45,759  | 14,307            | 1,169     | 112,501,760    | 96               |
| 9        | 311,964   | 51     | 1,065  | 6,349     | 45,706  | 13,228            | 1,171     | 112,502,784    | 96               |
| 10       | 312,444   | 51     | 1,040  | 6,085     | 45,726  | 13,676            | 1,170     | 112,503,296    | 95               |
| 11       | 311,897   | 51     | 1,045  | 6,074     | 45,479  | 13,559            | 1,169     | 112,503,296    | 95               |
| 12       | 311,734   | 51     | 1,042  | 6,076     | 45,911  | 13,431            | 1,165     | 112,504,320    | 95               |

자료: 한국인터넷진흥원

Source: Korea Internet & Security Agency.

## 4. 지식재산권 출원 · 등록건수

### Applications and Registrations by Intellectual Property

단위: 건

In case

|         | 특 허          |               | 실용신안           |               | 디자인          |               | 상 표          |               |
|---------|--------------|---------------|----------------|---------------|--------------|---------------|--------------|---------------|
|         | Patents      |               | Utility models |               | Designs      |               | Trademarks   |               |
|         | 출원           | 등록            | 출원             | 등록            | 출원 1)        | 등록            | 출원 2)        | 등록            |
|         | Applications | Registrations | Applications   | Registrations | Applications | Registrations | Applications | Registrations |
| 2019    | 218,975      | 125,661       | 5,447          | 2,417         | 65,039       | 52,850        | 221,507      | 125,594       |
| 2020    | 226,759      | 134,766       | 4,981          | 2,056         | 67,583       | 50,694        | 257,933      | 116,153       |
| 2021    | 237,998      | 145,882       | 4,009          | 1,817         | 64,787       | 57,545        | 285,821      | 136,629       |
| 2022    | 237,633      | 135,180       | 3,084          | 1,452         | 56,641       | 54,775        | 259,078      | 135,333       |
| 2023    | 243,310      | 134,734       | 2,746          | 1,249         | 55,335       | 49,291        | 255,209      | 173,989       |
| 2024    | 246,245      | 127,806       | 2,442          | 1,049         | 55,897       | 46,981        | 256,045      | 158,090       |
| 2023. 1 | 17,060       | 10,967        | 206            | 120           | 3,717        | 4,334         | 18,470       | 13,374        |
| 2       | 17,675       | 10,437        | 222            | 122           | 4,088        | 4,052         | 20,754       | 14,150        |
| 3       | 19,703       | 11,947        | 233            | 112           | 4,947        | 4,739         | 22,876       | 16,509        |
| 4       | 17,121       | 10,278        | 225            | 121           | 4,268        | 3,869         | 20,736       | 14,078        |
| 5       | 17,435       | 11,146        | 230            | 103           | 4,502        | 4,608         | 20,508       | 14,559        |
| 6       | 18,699       | 11,455        | 238            | 96            | 4,517        | 4,383         | 21,779       | 15,536        |
| 7       | 18,562       | 11,390        | 266            | 104           | 4,576        | 3,881         | 22,386       | 14,536        |
| 8       | 19,317       | 11,395        | 237            | 102           | 4,500        | 3,892         | 22,032       | 14,825        |
| 9       | 19,284       | 10,741        | 160            | 79            | 4,707        | 3,769         | 20,553       | 14,194        |
| 10      | 21,288       | 12,207        | 225            | 105           | 4,142        | 3,822         | 20,339       | 15,154        |
| 11      | 27,041       | 11,814        | 233            | 102           | 5,812        | 4,175         | 23,446       | 14,322        |
| 12      | 30,125       | 10,957        | 271            | 83            | 5,559        | 3,767         | 21,330       | 12,752        |
| 2024. 1 | 19,257       | 12,303        | 226            | 109           | 4,622        | 4,230         | 21,612       | 14,713        |
| 2       | 18,239       | 10,430        | 169            | 90            | 4,037        | 3,916         | 19,374       | 12,963        |
| 3       | 17,143       | 10,132        | 194            | 99            | 4,421        | 3,726         | 21,703       | 13,779        |
| 4       | 18,169       | 9,220         | 202            | 64            | 4,354        | 3,450         | 22,112       | 13,049        |
| 5       | 17,620       | 8,823         | 189            | 72            | 4,631        | 3,666         | 20,697       | 13,315        |
| 6       | 17,192       | 8,428         | 193            | 72            | 4,410        | 3,632         | 20,776       | 11,985        |
| 7       | 20,380       | 10,684        | 275            | 94            | 5,186        | 4,327         | 24,737       | 13,089        |
| 8       | 19,399       | 10,658        | 214            | 93            | 4,637        | 3,789         | 21,466       | 13,027        |
| 9       | 18,615       | 10,992        | 165            | 82            | 3,985        | 3,461         | 19,366       | 12,836        |
| 10      | 23,431       | 12,291        | 166            | 89            | 4,578        | 4,291         | 20,664       | 14,058        |
| 11      | 26,237       | 11,708        | 219            | 89            | 5,689        | 4,072         | 22,955       | 12,947        |
| 12      | 30,563       | 12,137        | 230            | 96            | 5,347        | 4,421         | 20,583       | 12,329        |

주: 1) 디자인 출원은 국제디자인출원(지정관청) 포함

2) 상표출원은 마드리드출원(지정국관청) 포함

자료: 특허청 산업재산정보국 산업재산정보정책과

Note: 1) The applications of designs include international application of designs(designated authorities).

2) The applications of trademarks include Madrid application(designated authorities).

Source: Korean Intellectual Property Office.



## VI. 경제일반·경기/기업경영

Economy and Market / Business Activities

|                           |     |
|---------------------------|-----|
| 1. 경기종합지수 .....           | 105 |
| 2. 기업경기실사지수 .....         | 106 |
| 3. 소비자동향지수 .....          | 107 |
| 4. 기업경영분석 .....           | 108 |
| 5. 소상공인 업종별 실적 및 전망 ..... | 110 |
| 6. 업종별 창업기업수 .....        | 111 |

## 주요 용어 해설 (Explanation of Terms)

### VI-1. 경기종합지수(Composite index of business indicators: CI)

- 경기변동의 국면·전환점과 속도·진폭을 측정할 수 있도록 고안된 경기지표의 일종으로, 국민경제의 각 부문을 대표하고 경기를 잘 반영하는 경제지표들을 선정한 후 이를 가공·종합하여 작성
- 선행종합지수: 건설수주, 재고순환, 경제심리지수 등의 지표처럼 실제 경기순환에 앞서 변동하는 개별 지표를 가공·종합하여 만든 지수로 향후 경기변동의 단기 예측에 이용
- 동행종합지수: 공급측면의 광공업생산지수, 서비스업생산지수 등과 수요측면의 내수출하지수 등과 같이 실제 경기순환과 함께 변동하는 개별지표를 가공·종합하여 만든 지수로 현재 경기상황의 판단에 이용
- 후행종합지수: 재고, 취업자수 등 실제 경기순환에 후행하여 변동하는 개별지표를 가공·종합하여 만든 지표로 현재 경기의 사후 확인에 이용

### VI-2. 기업경기실사지수(Business survey index: BSI)

- 기업가의 현재 기업경영상황에 대한 판단과 향후 전망을 조사하여 경기 동향을 파악하고 경기를 전망하기 위해 작성되고 있으며, 각 업체의 응답을 아래와 같은 공식에 따라 지수화
- 업종별  $BSI = \frac{(\text{긍정적인 응답업체수} - \text{부정적인 응답업체수}) \times 100}{\text{전체 응답업체수}} + 100$
- BSI가 기준치인 100인 경우 긍정적인 응답업체수와 부정적인 응답업체수가 같음을 의미하며, 100 이상인 경우에는 긍정응답 업체수가 부정응답 업체수보다 많음을, 100 이하인 경우에는 그 반대임을 나타냄

### VI-2. 기업심리지수(Composite business sentiment index: CBSI)

- 기업경기실사지수(BSI) 중 주요지수(제조업 5개, 비제조업 4개)를 이용하여 산출한 심리지표로서 장기평균치(2003년 1월 ~ 2023년 12월)를 기준값 100으로 하여 100보다 크면 장기평균보다 낙관적임을, 100보다 작으면 비관적임을 의미

### VI-2. 설비투자(Facility investments)

- 사업체가 생산에 필요한 유형자산을 구입하는 것

### VI-2. 채산성(Profitability)

- 경영에서 수지, 손익을 따져 이익이 나는 정도



#### VI-3. 소비자동향지수(Consumer survey index: CSI)

- 소비자들이 느끼는 경기, 소비지출계획, 생활형편 등 경제에 대한 전반적인 인식을 조사하여 지수화함으로써 소비 및 경기를 파악하는 지표. 소비자동향지수는 1964년 미국 미시간대학이 최초로 작성하였으며 그 이후 우리나라를 비롯한 세계 각국에서 편제하여 공표하고 있음. 한국은행의 소비자동향지수는 매월 초~중순에 걸쳐 조사하여 하순에 결과를 발표하고 있음

#### VI-4. 부채비율(Debt ratio)

- 타인자본과 자기자본간의 관계를 나타내는 대표적인 안정성 지표로서 이 비율이 낮을수록 재무구조가 건전하다고 판단할 수 있음

#### VI-4. 차입금의존도(Total borrowings and bonds payable to total assets)

- 총자본중 외부에서 조달한 차입금 비중을 나타내는 지표. 차입금의존도가 높은 기업일수록 금융비용부담이 가중되어 수익성이 저하되고 안정성도 낮아지게 됨

#### VI-4. 차입금 대 매출액(Total borrowings and bonds payable to sales)

- 차입금 규모가 매출액과 비교하여 어느 정도인가를 나타내는 지표로 차입금의 상대적인 크기를 나타냄

#### VI-4. 총자산 세전순이익률(Income before income taxes to total assets)

- 총자산운용의 효율성을 나타내는 지표로서 수익성변동요인 분석에 활용  
(세전순이익/총자산)×100

#### VI-4. 매출액 영업이익률(Operating income to sales)

- 기업의 주된 영업활동에 의한 성과를 판단하기 위한 지표로서 제조 및 판매활동과 직접 관계가 없는 영업외손익을 제외한 순수한 영업이익만을 매출액과 대비한 것으로 영업 효율성을 나타내는 지표

#### VI-4. 이자보상비율(Interest coverage ratio)

- 이자지급에 필요한 수익을 창출할 수 있는 능력을 측정하기 위한 지표로 이자부담능력을 판단하는데 유용한 지표

#### VI-4. 차입금평균이자율(Interest expenses to total borrowings and bonds payable)

- 회사채, 금융기관차입금 및 사채 등과 같은 이자부부채에 대한 금융비용의 비율로서 차입금에 대한 평균이자율

#### VI-4. 총자산증가율(Growth rate of total assets)

- 기업에 투자 운용된 총자산이 당해연도에 얼마나 증가하였는가를 나타내는 비율로서 기업의 전체적인 성장척도를 측정하는 지표



# 1. 경 기 종 합 지 수<sup>1)2)</sup>

## Composite Index of Business Indicators

※ 경기종합지수는 생산, 소비, 고용, 금융, 무역, 투자 등 경제부문별로 경기대응성이 양호한 경제지표들을 선정하여, 이를 가중·종합하여 작성한 종합경기지표로 경기변동의 국면 및 전환점과 속도 및 진폭 측정에 주로 활용되고 있다.

※ Composite Index of Business Indicators are used to measure the phase, turning point, speed and fluctuations of business cycles in economic activities. Economic indicators of industrial production, consumption, employment, finance, international trade and investment are used to produce composite index of business indicators.

2020 = 100, %

|         | 선 행 중 합 지 수                |                            | 동 행 중 합 지 수                   |                            | 후 행 중 합 지 수                |                            | 선 행 지수<br>순 환 변 동 치                       | 동 행 지수<br>순 환 변 동 치                             |
|---------|----------------------------|----------------------------|-------------------------------|----------------------------|----------------------------|----------------------------|---|---|
|         | Composite<br>leading index | Over the<br>previous month | Composite<br>coincident index | Over the<br>previous month | Composite<br>lagging index | Over the<br>previous month | Cyclical<br>component of<br>leading index | Cyclical<br>component of<br>coincident<br>index |
| 2021. 3 | 105.1                      | 0.7                        | 102.2                         | 0.5                        | 102.1                      | 0.4                        | 101.9                                     | 98.5  |
| 4       | 105.8                      | 0.7                        | 103.2                         | 1.0                        | 102.7                      | 0.6                        | 102.3                                     | 99.4  |
| 5       | 106.5                      | 0.7                        | 103.5                         | 0.3                        | 103.1                      | 0.4                        | 102.6                                     | 99.5  |
| 6       | 107.1                      | 0.6                        | 103.7                         | 0.2                        | 103.3                      | 0.2                        | 102.8                                     | 99.5  |
| 7       | 107.2                      | 0.1                        | 103.9                         | 0.2                        | 103.6                      | 0.3                        | 102.7                                     | 99.4  |
| 8       | 107.3                      | 0.1                        | 104.1                         | 0.2                        | 104.0                      | 0.4                        | 102.4                                     | 99.5  |
| 9       | 107.2                      | -0.1                       | 104.3                         | 0.2                        | 104.4                      | 0.4                        | 102.0                                     | 99.4  |
| 10      | 107.1                      | -0.1                       | 104.8                         | 0.5                        | 105.0                      | 0.6                        | 101.6                                     | 99.6  |
| 11      | 107.2                      | 0.1                        | 105.3                         | 0.5                        | 105.6                      | 0.6                        | 101.3                                     | 99.9  |
| 12      | 107.3                      | 0.1                        | 106.3                         | 0.9                        | 106.1                      | 0.5                        | 101.2                                     | 100.7   |
| 2022. 1 | 107.7                      | 0.4                        | 107.1                         | 0.8                        | 106.5                      | 0.4                        | 101.2                                     | 101.1   |
| 2       | 107.7                      | 0.0                        | 107.5                         | 0.4                        | 107.1                      | 0.6                        | 100.9                                     | 101.3   |
| 3       | 107.9                      | 0.2                        | 107.4                         | -0.1                       | 107.4                      | 0.3                        | 100.7                                     | 101.0   |
| 4       | 108.0                      | 0.1                        | 107.3                         | -0.1                       | 107.8                      | 0.4                        | 100.5                                     | 100.6   |
| 5       | 108.4                      | 0.4                        | 107.5                         | 0.2                        | 108.2                      | 0.4                        | 100.6                                     | 100.7   |
| 6       | 108.8                      | 0.4                        | 107.9                         | 0.4                        | 108.8                      | 0.6                        | 100.7                                     | 100.8   |
| 7       | 108.8                      | 0.0                        | 108.4                         | 0.5                        | 109.5                      | 0.6                        | 100.4                                     | 101.0   |
| 8       | 109.0                      | 0.2                        | 109.0                         | 0.6                        | 110.2                      | 0.6                        | 100.3                                     | 101.4   |
| 9       | 109.2                      | 0.2                        | 109.2                         | 0.2                        | 110.7                      | 0.5                        | 100.3                                     | 101.3   |
| 10      | 109.5                      | 0.3                        | 109.3                         | 0.1                        | 111.1                      | 0.4                        | 100.3                                     | 101.2   |
| 11      | 109.6                      | 0.1                        | 109.1                         | -0.2                       | 111.6                      | 0.5                        | 100.1                                     | 100.7   |
| 12      | 109.3                      | -0.3                       | 108.8                         | -0.3                       | 112.1                      | 0.4                        | 99.6                                      | 100.2   |
| 2023. 1 | 109.3                      | 0.0                        | 108.5                         | -0.3                       | 112.5                      | 0.4                        | 99.3                                      | 99.8  |
| 2       | 109.2                      | -0.1                       | 109.0                         | 0.5                        | 112.6                      | 0.1                        | 99.0                                      | 100.0   |
| 3       | 109.3                      | 0.1                        | 109.6                         | 0.6                        | 112.8                      | 0.2                        | 98.8                                      | 100.3   |
| 4       | 109.4                      | 0.1                        | 110.1                         | 0.5                        | 113.0                      | 0.2                        | 98.6                                      | 100.5   |
| 5       | 109.8                      | 0.4                        | 110.4                         | 0.3                        | 113.2                      | 0.2                        | 98.7                                      | 100.6   |
| 6       | 110.5                      | 0.6                        | 110.5                         | 0.1                        | 113.4                      | 0.2                        | 99.1                                      | 100.5   |
| 7       | 111.1                      | 0.5                        | 110.3                         | -0.2                       | 113.4                      | 0.0                        | 99.4                                      | 100.1   |
| 8       | 111.4                      | 0.3                        | 110.4                         | 0.1                        | 113.4                      | 0.0                        | 99.4                                      | 100.0   |
| 9       | 111.8                      | 0.4                        | 110.5                         | 0.1                        | 113.6                      | 0.2                        | 99.6                                      | 99.8  |
| 10      | 112.4                      | 0.5                        | 110.9                         | 0.4                        | 114.0                      | 0.4                        | 99.8                                      | 99.9  |
| 11      | 113.0                      | 0.5                        | 111.0                         | 0.1                        | 114.2                      | 0.2                        | 100.1                                     | 99.9  |
| 12      | 113.4                      | 0.4                        | 111.1                         | 0.1                        | 114.4                      | 0.2                        | 100.2                                     | 99.8  |
| 2024. 1 | 113.7                      | 0.3                        | 111.5                         | 0.4                        | 114.4                      | 0.0                        | 100.2                                     | 99.9  |
| 2       | 114.2                      | 0.4                        | 112.0                         | 0.4                        | 114.6                      | 0.2                        | 100.4                                     | 100.1   |
| 3       | 114.3                      | 0.1                        | 111.9                         | -0.1                       | 114.8                      | 0.2                        | 100.2                                     | 99.8  |
| 4       | 114.9                      | 0.5                        | 112.0                         | 0.1                        | 115.1                      | 0.3                        | 100.5                                     | 99.7  |
| 5       | 115.2                      | 0.3                        | 111.6                         | -0.4                       | 115.2                      | 0.1                        | 100.5                                     | 99.1  |
| 6       | 115.7                      | 0.4                        | 111.7                         | 0.1                        | 115.4                      | 0.2                        | 100.7                                     | 99.0  |
| 7       | 116.0                      | 0.3                        | 111.2                         | -0.4                       | 115.5                      | 0.1                        | 100.7                                     | 98.3  |
| 8       | 116.2                      | 0.2                        | 111.3                         | 0.1                        | 115.8                      | 0.3                        | 100.6                                     | 98.2  |
| 9       | 116.6                      | 0.3                        | 111.3                         | 0.0                        | 116.0                      | 0.2                        | 100.7                                     | 98.1  |
| 10      | 116.8                      | 0.2                        | 111.6                         | 0.3                        | 116.2                      | 0.2                        | 100.6                                     | 98.1  |
| 11      | 117.3                      | 0.4                        | 111.3                         | -0.3                       | 116.4                      | 0.2                        | 100.8                                     | 97.6  |
| 12      | 117.3                      | 0.0                        | 111.5                         | 0.2                        | 116.5                      | 0.1                        | 100.6                                     | 97.6  |

주: 1) 제 10차 경기종합지수 개편(2019.9월)결과 반영으로 경기종합지수 구성지표와 시계열자료가 모두 변경되었음

2) 최근 3개월 수치는 잠정치임

자료: 통계청 경제동향통계심의관 산업동향과

Note: 1) According to the 10th revision of the Composite Economic Indexes in September 2019, the component indicators and time series data of Composite Economic Indexes are altogether changed.

2) Recent three month data are preliminary.

Source: Statistics Korea.

## 2. 기업경기실사지수

### Business Survey Index

|          |                    | 제조업   |          |                             |          |                    |          |                                 |          |                      |          |                             |          |                         |          |    |
|----------|--------------------|---|----------|-----------------------------|----------|--------------------|----------|---------------------------------|----------|----------------------|----------|-----------------------------|----------|-------------------------|----------|----|
|          |                    | 기업심리지수 <sup>1)</sup><br>Composite business<br>sentiment index |          | 업황<br>Business<br>condition |          | 매출<br>Sales growth |          | 설비투자<br>Facility<br>investments |          | 채산성<br>Profitability |          | 자금사정<br>Financial situation |          | 인력사정<br>Human resources |          |    |
|          |                    |   |          |                             |          |                    |          |                                 |          |                      |          |                             |          |                         |          |    |
|          |                    |   |          |                             |          |                    |          |                                 |          |                      |          |                             |          |                         |          |    |
| 실적       | 전망                 | 실적  | 전망       | 실적                          | 전망       | 실적                 | 전망       | 실적                              | 전망       | 실적                   | 전망       | 실적                          | 전망       |                         |          |    |
| Tendency | Future<br>tendency | Tendency  | tendency | Tendency                    | tendency | Tendency           | tendency | Tendency                        | tendency | Tendency             | tendency | Tendency                    | tendency | Tendency                | Tendency |    |
| 2023.    | 7                  | 92.7  | 91.9     | 72                          | 72       | 76                 | 77       | 90                              | 90       | 78                   | 81       | 82                          | 83       | 93                      | 92       |    |
|          | 8                  | 89.9  | 89.6     | 67                          | 69       | 74                 | 74       | 86                              | 90       | 77                   | 76       | 81                          | 80       | 92                      | 93       |    |
|          | 9                  | 88.2  | 91.1     | 68                          | 69       | 74                 | 75       | 88                              | 86       | 76                   | 77       | 80                          | 81       | 93                      | 92       |    |
|          | 10                 | 90.7  | 86.6     | 69                          | 67       | 77                 | 73       | 92                              | 88       | 77                   | 75       | 80                          | 78       | 88                      | 93       |    |
|          | 11                 | 91.3  | 90.3     | 70                          | 69       | 77                 | 77       | 91                              | 92       | 79                   | 77       | 83                          | 80       | 87                      | 88       |    |
|          | 12                 | 92.8  | 89.1     | 70                          | 68       | 76                 | 73       | 92                              | 91       | 78                   | 78       | 82                          | 83       | 88                      | 89       |    |
|          | 2024.              | 1   | 93.7     | 91.9                        | 71       | 69                 | 78       | 76                              | 93       | 90                   | 81       | 79                          | 83       | 81                      | 88       | 88 |
|          |                    | 2   | 91.5     | 92.0                        | 70       | 71                 | 80       | 77                              | 93       | 92                   | 79       | 81                          | 79       | 82                      | 91       | 89 |
|          |                    | 3   | 91.4     | 93.4                        | 71       | 75                 | 77       | 84                              | 94       | 94                   | 78       | 81                          | 81       | 81                      | 88       | 89 |
|          |                    | 4   | 93.7     | 91.6                        | 73       | 73                 | 79       | 79                              | 94       | 94                   | 78       | 80                          | 81       | 81                      | 91       | 89 |
|          |                    | 5   | 94.7     | 93.1                        | 74       | 74                 | 83       | 81                              | 95       | 95                   | 80       | 80                          | 80       | 80                      | 91       | 91 |
|          |                    | 6   | 97.8     | 94.0                        | 78       | 76                 | 83       | 84                              | 94       | 94                   | 82       | 81                          | 83       | 81                      | 91       | 93 |
| 7        |                    | 96.0  | 95.4     | 73                          | 75       | 83                 | 84       | 94                              | 94       | 79                   | 82       | 83                          | 82       | 90                      | 91       |    |
| 8        |                    | 93.1  | 94.6     | 71                          | 72       | 82                 | 83       | 93                              | 93       | 79                   | 80       | 81                          | 83       | 91                      | 90       |    |
| 9        |                    | 91.2  | 94.0     | 69                          | 73       | 76                 | 84       | 94                              | 93       | 79                   | 80       | 80                          | 81       | 91                      | 89       |    |
| 10       |                    | 93.0  | 94.3     | 69                          | 73       | 76                 | 82       | 92                              | 93       | 80                   | 82       | 83                          | 83       | 92                      | 90       |    |
| 11       |                    | 90.9  | 90.8     | 68                          | 71       | 77                 | 76       | 91                              | 91       | 77                   | 79       | 81                          | 82       | 92                      | 92       |    |
| 12       |                    | 87.1  | 89.2     | 62                          | 66       | 74                 | 78       | 88                              | 90       | 73                   | 77       | 78                          | 81       | 95                      | 93       |    |
| 2025.    | 1                  | 89.0  | 85.5     | 63                          | 61       | 71                 | 70       | 89                              | 88       | 71                   | 71       | 78                          | 76       | 95                      | 95       |    |

|          |                    | 비제조업  |                    |                             |                    |                    |                    |                      |                    |                             |                    |                         |                    |    |  |
|----------|--------------------|---|--------------------|-----------------------------|--------------------|--------------------|--------------------|----------------------|--------------------|-----------------------------|--------------------|-------------------------|--------------------|----|--|
|          |                    | 기업심리지수 <sup>1)</sup><br>Composite business<br>sentiment index |                    | 업황<br>Business<br>condition |                    | 매출<br>Sales growth |                    | 채산성<br>Profitability |                    | 자금사정<br>Financial situation |                    | 인력사정<br>Human resources |                    |    |  |
|          |                    |   |                    |                             |                    |                    |                    |                      |                    |                             |                    |                         |                    |    |  |
|          |                    |   |                    |                             |                    |                    |                    |                      |                    |                             |                    |                         |                    |    |  |
| 실적       | 전망                 | 실적  | 전망                 | 실적                          | 전망                 | 실적                 | 전망                 | 실적                   | 전망                 | 실적                          | 전망                 | 실적                      | 전망                 |    |  |
| Tendency | Future<br>tendency | Tendency  | Future<br>tendency | Tendency                    | Future<br>tendency | Tendency           | Future<br>tendency | Tendency             | Future<br>tendency | Tendency                    | Future<br>tendency | Tendency                | Future<br>tendency |    |  |
| 2023.    | 7                  | 98.7  | 98.7               | 76                          | 78                 | 84                 | 84                 | 81                   | 83                 | 84                          | 84                 | 84                      | 83                 |    |  |
|          | 8                  | 96.6  | 97.1               | 75                          | 76                 | 83                 | 84                 | 80                   | 81                 | 82                          | 84                 | 82                      | 83                 |    |  |
|          | 9                  | 99.0  | 95.7               | 77                          | 76                 | 84                 | 82                 | 83                   | 81                 | 82                          | 82                 | 83                      | 82                 |    |  |
|          | 10                 | 91.7  | 98.1               | 71                          | 77                 | 76                 | 83                 | 78                   | 83                 | 81                          | 84                 | 80                      | 83                 |    |  |
|          | 11                 | 89.7  | 89.5               | 69                          | 69                 | 77                 | 74                 | 77                   | 78                 | 79                          | 81                 | 79                      | 80                 |    |  |
|          | 12                 | 89.6  | 89.2               | 70                          | 71                 | 77                 | 76                 | 76                   | 78                 | 79                          | 78                 | 79                      | 79                 |    |  |
|          | 2024.              | 1   | 86.6               | 87.8                        | 67                 | 68                 | 77                 | 76                   | 73                 | 76                          | 78                 | 79                      | 79                 | 78 |  |
|          |                    | 2   | 85.5               | 85.7                        | 67                 | 68                 | 75                 | 75                   | 74                 | 74                          | 76                 | 77                      | 79                 | 80 |  |
|          |                    | 3   | 88.5               | 88.2                        | 68                 | 70                 | 74                 | 75                   | 77                 | 77                          | 79                 | 78                      | 76                 | 80 |  |
|          |                    | 4   | 90.2               | 87.4                        | 69                 | 69                 | 77                 | 75                   | 78                 | 76                          | 79                 | 78                      | 77                 | 77 |  |
|          |                    | 5   | 92.3               | 91.6                        | 72                 | 71                 | 77                 | 76                   | 79                 | 79                          | 80                 | 82                      | 79                 | 78 |  |
|          |                    | 6   | 94.8               | 91.0                        | 71                 | 72                 | 80                 | 76                   | 81                 | 79                          | 82                 | 80                      | 78                 | 80 |  |
| 7        |                    | 95.1  | 92.2               | 71                          | 70                 | 81                 | 78                 | 81                   | 81                 | 82                          | 81                 | 80                      | 77                 |    |  |
| 8        |                    | 92.6  | 93.4               | 70                          | 72                 | 79                 | 80                 | 79                   | 81                 | 81                          | 81                 | 80                      | 80                 |    |  |
| 9        |                    | 91.8  | 92.5               | 70                          | 71                 | 78                 | 78                 | 80                   | 81                 | 79                          | 81                 | 78                      | 80                 |    |  |
| 10       |                    | 92.1  | 92.1               | 70                          | 71                 | 77                 | 78                 | 78                   | 81                 | 82                          | 80                 | 80                      | 79                 |    |  |
| 11       |                    | 92.5  | 89.8               | 69                          | 69                 | 78                 | 77                 | 80                   | 78                 | 81                          | 80                 | 81                      | 80                 |    |  |
| 12       |                    | 87.5  | 90.8               | 65                          | 70                 | 76                 | 78                 | 77                   | 79                 | 78                          | 80                 | 83                      | 80                 |    |  |
| 2025.    | 1                  | 83.6  | 80.9               | 64                          | 62                 | 72                 | 73                 | 73                   | 72                 | 77                          | 74                 | 82                      | 82                 |    |  |

주: 1) 각 지수의 개별 평균 및 표준편차를 이용하여 작성되어  
지수상호간 수준비교시 해석에 유의  
자료: 한국은행 경제통계국 통계조사팀

Note: 1) The composite index is calculated using the averages and standard deviations of each component indices, respectively. Therefore, care should be taken when comparing levels between indices.

Source: The Bank of Korea.

### 3. 소비자동향지수<sup>1)2)</sup>

#### Consumer Survey Index

|         | 현재생활형편                          | 생활형편전망   | 가계수입전망                             | 현재경기판단                            | 향후경기전망  | 취업기회전망                                    | 물가수준 <sup>3)</sup><br>전망 | 금리수준전망                           |
|---------|---------------------------------|--|------------------------------------|-----------------------------------|---|---|--------------------------|----------------------------------|
|         | Living standard<br>of household | Expectations of<br>living standard of<br>household | Expectation of<br>household income | Domestic<br>economic<br>situation | Expectation of<br>domestic<br>economic<br>situation | Expectation of<br>employment<br>situation | Expectation of<br>prices | Expectation of<br>interest rates |
| 2023. 7 | 91                              | 94   | 99                                 | 75                                | 84  | 85  | 144                      | 112                              |
| 8       | 91                              | 95   | 100                                | 72                                | 80  | 84  | 147                      | 118                              |
| 9       | 89                              | 92   | 99                                 | 66                                | 74  | 77  | 147                      | 118                              |
| 10      | 88                              | 90   | 98                                 | 64                                | 70  | 78  | 151                      | 128                              |
| 11      | 87                              | 90   | 98                                 | 62                                | 72  | 77  | 149                      | 119                              |
| 12      | 88                              | 92   | 99                                 | 67                                | 77  | 81  | 146                      | 107                              |
| 2024. 1 | 89                              | 94   | 100                                | 69                                | 81  | 84  | 143                      | 99                               |
| 2       | 90                              | 94   | 100                                | 70                                | 80  | 83  | 144                      | 100                              |
| 3       | 89                              | 93   | 99                                 | 68                                | 80  | 84  | 146                      | 98                               |
| 4       | 89                              | 94   | 99                                 | 68                                | 81  | 85  | 145                      | 100                              |
| 5       | 88                              | 92   | 97                                 | 67                                | 79  | 83  | 147                      | 104                              |
| 6       | 90                              | 94   | 99                                 | 71                                | 80  | 85  | 146                      | 98                               |
| 7       | 91                              | 95   | 100                                | 77                                | 84  | 86  | 144                      | 95                               |
| 8       | 90                              | 94   | 98                                 | 73                                | 81  | 83  | 145                      | 93                               |
| 9       | 90                              | 94   | 98                                 | 71                                | 79  | 83  | 144                      | 93                               |
| 10      | 90                              | 96   | 99                                 | 73                                | 81  | 83  | 147                      | 88                               |
| 11      | 91                              | 94   | 100                                | 70                                | 74  | 79  | 147                      | 93                               |
| 12      | 87                              | 86   | 94                                 | 52                                | 56  | 65  | 150                      | 98                               |
| 2025. 1 | 87                              | 89   | 96                                 | 51                                | 65  | 69  | 151                      | 97                               |

|         | 소비지출<br>전망    | 내구재           | 의류비      | 교육비       | 외식비        | 교양오락<br>문화생활<br>비<br>Recreation,<br>entertainment and<br>cultural services | 여행비    | 의료보건비                      | 교통비 및<br>통신비                     |
|---------|---------------|---------------|----------|-----------|------------|--|--------|----------------------------|----------------------------------|
|         | Spending plan | Durable goods | Clothing | Education | Eating out |  | Travel | Medical care<br>and health | Transportation,<br>communication |
| 2023. 7 | 113           | 95            | 98       | 100       | 97         | 95   | 101    | 114                        | 110                              |
| 8       | 113           | 96            | 98       | 100       | 99         | 95   | 99     | 113                        | 113                              |
| 9       | 112           | 95            | 97       | 101       | 96         | 94   | 97     | 113                        | 113                              |
| 10      | 113           | 95            | 97       | 100       | 94         | 93   | 95     | 113                        | 115                              |
| 11      | 111           | 94            | 97       | 100       | 92         | 91   | 93     | 113                        | 113                              |
| 12      | 111           | 94            | 95       | 103       | 95         | 92   | 95     | 113                        | 110                              |
| 2024. 1 | 111           | 96            | 96       | 102       | 96         | 94   | 96     | 113                        | 111                              |
| 2       | 111           | 94            | 96       | 101       | 95         | 93   | 95     | 113                        | 110                              |
| 3       | 111           | 94            | 97       | 102       | 95         | 93   | 97     | 113                        | 110                              |
| 4       | 110           | 93            | 97       | 101       | 96         | 94   | 97     | 112                        | 109                              |
| 5       | 109           | 93            | 96       | 100       | 94         | 92   | 96     | 112                        | 108                              |
| 6       | 109           | 94            | 97       | 99        | 95         | 93   | 99     | 113                        | 107                              |
| 7       | 111           | 95            | 97       | 101       | 97         | 94   | 100    | 113                        | 109                              |
| 8       | 109           | 94            | 96       | 101       | 95         | 93   | 97     | 113                        | 108                              |
| 9       | 108           | 93            | 96       | 100       | 95         | 92   | 95     | 113                        | 107                              |
| 10      | 109           | 94            | 98       | 101       | 95         | 92   | 96     | 113                        | 107                              |
| 11      | 109           | 93            | 97       | 100       | 95         | 93   | 96     | 112                        | 107                              |
| 12      | 102           | 90            | 91       | 98        | 89         | 87   | 88     | 110                        | 105                              |
| 2025. 1 | 103           | 90            | 91       | 100       | 89         | 87   | 88     | 110                        | 106                              |

주: 1) 6개월 전과 비교한 현재

2) 현재와 비교한 6개월 후 전망

3) 현재와 비교한 1년 후 전망

자료: 한국은행 경제통계국 통계조사팀

Note: 1) Current situation compared to that six months earlier.

2) Six months ahead in comparison with the current time.

3) One year ahead in comparison with the current time.

Source: The Bank of Korea.

4. 기 업 경 영 분 석 <sup>1)2)</sup>

단위: %

|           | 전 산 업                 |                                      |  | All-industry                                |  |                           |
|-----------|-----------------------|--------------------------------------|--|---|--|---------------------------|
|           | 부 채 비 율 <sup>3)</sup> | 자 기 자 본 비 율                          | 차 입 금 의 존 도 <sup>4)</sup>                          | 차 입 금 대 매 출 액 비 율                           | 총 자 산 세 전 순 이 익 률                          | 매 출 액 영 업 이 익 률           |
|           | Debt ratio            | Stockholders' equity to total assets | Total borrowings and bonds payable to total assets | Total borrowings and bonds payable to sales | Income before income taxes to total assets | Operating income to sales |
| 2021. 4/4 | 86.43                 | 53.64                                | 24.12  | 27.94                                       | 5.13                                       | 5.81                      |
| 2022. 1/4 | 88.08                 | 53.17                                | 23.94  | 28.56                                       | 6.77                                       | 6.31                      |
| 2/4       | 91.24                 | 52.29                                | 24.50  | 26.54                                       | 6.65                                       | 7.13                      |
| 3/4       | 92.58                 | 51.93                                | 25.25  | 27.89                                       | 4.46                                       | 4.82                      |
| 4/4       | 92.13                 | 52.05                                | 25.26  | 28.88                                       | -1.10                                      | 1.32                      |
| 2023. 1/4 | 94.95                 | 51.29                                | 25.98  | 31.41                                       | 4.05                                       | 2.84                      |
| 2/4       | 90.85                 | 52.40                                | 25.97  | 31.60                                       | 4.87                                       | 3.64                      |
| 3/4       | 90.22                 | 52.57                                | 25.94  | 32.48                                       | 4.09                                       | 4.04                      |
| 4/4       | 89.18                 | 52.86                                | 25.35  | 30.44                                       | 0.57                                       | 2.57                      |
| 2024. 1/4 | 92.13                 | 52.05                                | 25.67  | 31.93                                       | 5.95                                       | 5.36                      |
| 2/4       | 88.92                 | 52.93                                | 25.25  | 30.37                                       | 5.60                                       | 6.24                      |
| 3/4       | 87.84                 | 53.24                                | 25.41  | 31.39                                       | 4.51                                       | 5.79                      |

|           | 전 산 업                               |                            |                         | All-industry  |                      |                             |
|-----------|-------------------------------------|----------------------------|-------------------------|---|----------------------|-----------------------------|
|           | 매 출 액 세 전 순 이 익 률                   | 금 융 비 용 대 매 출 액            | 이 자 보 상 비 율             | 차 입 금 평 균 이 자 율   | 매 출 액 증 가 율          | 총 자 산 증 가 율                 |
|           | Income before income taxes to sales | Interest expenses to sales | Interest coverage ratio | Interest expenses to total borrowings and bonds payable | Growth rate of sales | Growth rate of total assets |
| 2021. 4/4 | 5.84                                | 1.00                       | 579.15                  | 3.59  | 24.86                | 2.09                        |
| 2022. 1/4 | 8.10                                | 0.87                       | 723.11                  | 3.06  | 17.04                | 3.73                        |
| 2/4       | 7.24                                | 0.91                       | 784.70                  | 3.42  | 20.51                | 2.33                        |
| 3/4       | 4.96                                | 0.99                       | 487.11                  | 3.55  | 17.52                | 2.76                        |
| 4/4       | -1.26                               | 1.14                       | 115.61                  | 3.96  | 6.90                 | -0.64                       |
| 2023. 1/4 | 4.97                                | 1.33                       | 214.56                  | 4.22  | 0.37                 | 1.89                        |
| 2/4       | 5.95                                | 1.44                       | 252.43                  | 4.56  | -4.33                | 1.14                        |
| 3/4       | 5.10                                | 1.71                       | 235.89                  | 5.27  | -5.22                | 2.08                        |
| 4/4       | 0.68                                | 1.51                       | 169.93                  | 4.96  | -1.31                | -0.20                       |
| 2024. 1/4 | 7.43                                | 1.42                       | 377.13                  | 4.45  | 1.15                 | 2.82                        |
| 2/4       | 6.74                                | 1.49                       | 418.22                  | 4.91  | 5.27                 | 1.35                        |
| 3/4       | 5.57                                | 1.49                       | 387.65                  | 4.76  | 4.30                 | 0.43                        |

주: 1) 10차 한국표준산업분류 적용

2) 4/4분기 자료는 연말 회계처리 특성으로 인해 계절성이 크게 나타날 수 있으므로 해석 시 유의하기 바람

3) 부채/자기자본\*100

4) (차입금+회사채)/총자산\*100

자료: 한국은행 경제통계국 기업통계팀

4. Financial Statement Analysis <sup>1)2)</sup>

In %

| 제 조 업 Manufacturing   |   |  |  |   |                              |           |
|-----------------------|---|--|--|---|------------------------------|-----------|
| 부 채 비 율 <sup>3)</sup> | 자 기 자본비율                                | 차입금의존도 <sup>4)</sup>                                     | 차입금대매출액<br>비율                                  | 총 자산<br>세 전 순이익률                              | 매출액<br>영업 이익률                |           |
| Debt ratio            | Stockholders' equity<br>to total assets | Total borrowings and<br>bonds payable to<br>total assets | Total borrowings and<br>bonds payable to sales | Income before income<br>taxes to total assets | Operating income to<br>sales |           |
| 64.81                 | 60.67                                   | 18.99  | 22.90  | 5.93  | 7.49                         | 4/4. 2021 |
| 65.74                 | 60.33                                   | 18.82  | 23.08  | 8.56  | 8.39                         | 1/4. 2022 |
| 70.84                 | 58.53                                   | 20.14  | 21.49  | 8.42  | 8.63                         | 2/4       |
| 71.28                 | 58.39                                   | 20.23  | 22.29  | 5.59  | 5.44                         | 3/4       |
| 69.60                 | 58.96                                   | 19.69  | 23.38  | -0.81   | 1.11                         | 4/4       |
| 72.88                 | 57.84                                   | 20.74  | 24.95  | 4.74  | 2.52                         | 1/4. 2023 |
| 69.10                 | 59.14                                   | 20.77  | 25.57  | 5.73  | 2.92                         | 2/4       |
| 69.09                 | 59.14                                   | 20.96  | 26.82  | 4.48  | 4.01                         | 3/4       |
| 67.46                 | 59.71                                   | 20.38  | 24.95  | -0.12   | 1.78                         | 4/4       |
| 70.25                 | 58.74                                   | 20.53  | 25.89  | 7.00  | 5.39                         | 1/4. 2024 |
| 67.07                 | 59.86                                   | 20.46  | 24.80  | 6.70  | 7.07                         | 2/4       |
| 65.97                 | 60.25                                   | 20.46  | 25.90  | 4.65  | 6.07                         | 3/4       |

| 제 조 업 Manufacturing                    |                               |                         |   |                      |                                |           |
|--|-------------------------------|-------------------------|---|----------------------|--------------------------------|-----------|
| 매출액<br>세 전 순이익률                        | 금융비용대매출액                      | 이자보상비율                  | 차입금<br>평균이자율  | 매출액증가율               | 총 자산증가율                        |           |
| Income before income<br>taxes to sales | Interest expenses to<br>sales | Interest coverage ratio | Interest expenses to<br>total borrowings and<br>bonds payable | Growth rate of sales | Growth rate of total<br>assets |           |
| 6.91                                   | 0.67                          | 1,117.60                | 2.93  | 26.05                | 1.27                           | 4/4. 2021 |
| 10.46                                  | 0.68                          | 1,241.81                | 2.93  | 18.57                | 4.81                           | 1/4. 2022 |
| 8.97                                   | 0.64                          | 1,352.28                | 2.97  | 22.24                | 2.90                           | 2/4       |
| 6.18                                   | 0.74                          | 730.65                  | 3.34  | 18.17                | 2.38                           | 3/4       |
| -0.95                                  | 0.88                          | 126.01                  | 3.77  | 2.62                 | -2.09                          | 4/4       |
| 5.83                                   | 1.10                          | 229.30                  | 4.41  | -2.07                | 2.65                           | 1/4. 2023 |
| 7.11                                   | 1.19                          | 244.87                  | 4.67  | -6.92                | 1.74                           | 2/4       |
| 5.73                                   | 1.75                          | 229.34                  | 6.52  | -6.77                | 2.30                           | 3/4       |
| -0.14                                  | 1.09                          | 163.42                  | 4.37  | 0.87                 | -0.75                          | 4/4       |
| 8.90                                   | 1.19                          | 451.81                  | 4.60  | 3.32                 | 3.31                           | 1/4. 2024 |
| 8.14                                   | 1.11                          | 634.45                  | 4.49  | 7.31                 | 1.69                           | 2/4       |
| 5.89                                   | 1.21                          | 501.74                  | 4.67  | 4.94                 | 0.60                           | 3/4       |

Note: 1) The 10th revision of the Korean Standard Industrial Classification

2) The 4th quarter data may be significantly affected by seasonality due to the nature of the year-end accounting treatment.

Caution is needed to interpret these data.

3) Total liabilities/Stockholders' equity\*100

4) (Total borrowings and bonds payable+Corporate bond)/Total assets\*100

Source: The Bank of Korea.

## 5. 소상공인 업종별 실적 및 전망

## Current and Prospective Performances for Micro-Enterprises, by Business Type

※ BSI는 경기실사지수(Business Survey Index)로 100초과 이면 호전, 100미만 이면 악화를 나타냄 ※ The results represent the Business Survey Index (BSI), where a reading above 100 indicates a positive sentiment and a reading below 100 a negative one.

단위: BSI

In BSI

|       |    | 제조업   |                   | 소매업                  |                   | 음식점업                                  |                   | 부동산업                          |                   |                              |                   |
|-------|----|---|-------------------|----------------------|-------------------|---------------------------------------|-------------------|-------------------------------|-------------------|------------------------------|-------------------|
|       |    | Manufacturing                                   |                   | Retail trade         |                   | Food service activities               |                   | Real estate activities        |                   |                              |                   |
|       |    | 체감<br>Current                                   | 전망<br>Prospective | 체감<br>Current        | 전망<br>Prospective | 체감<br>Current                         | 전망<br>Prospective | 체감<br>Current                 | 전망<br>Prospective |                              |                   |
| 2023. | 7  | 59.1  | 75.5              | 56.0                 | 73.8              | 53.7                                  | 73.5              | 58.6                          | 66.4              |                              |                   |
|       | 8  | 63.5  | 85.2              | 62.6                 | 81.7              | 59.5                                  | 82.5              | 69.0                          | 81.3              |                              |                   |
|       | 9  | 81.0  | 105.5             | 72.4                 | 100.7             | 62.9                                  | 88.9              | 68.8                          | 101.5             |                              |                   |
|       | 10 | 73.0  | 96.6              | 66.4                 | 94.9              | 62.0                                  | 93.2              | 65.7                          | 98.3              |                              |                   |
|       | 11 | 74.5  | 91.4              | 60.6                 | 83.9              | 57.2                                  | 88.5              | 54.1                          | 87.9              |                              |                   |
|       | 12 | 63.9  | 83.5              | 53.3                 | 84.6              | 54.5                                  | 85.8              | 57.3                          | 74.4              |                              |                   |
| 2024. | 1  | 55.5  | 81.6              | 38.2                 | 76.1              | 41.7                                  | 73.9              | 56.0                          | 82.1              |                              |                   |
|       | 2  | 55.7  | 75.1              | 48.2                 | 60.3              | 40.1                                  | 57.4              | 54.5                          | 70.9              |                              |                   |
|       | 3  | 65.8  | 63.9              | 59.4                 | 74.5              | 57.4                                  | 68.6              | 60.6                          | 72.2              |                              |                   |
|       | 4  | 72.4  | 79.5              | 60.0                 | 76.5              | 61.9                                  | 76.4              | 57.5                          | 69.0              |                              |                   |
|       | 5  | 66.5  | 80.4              | 67.3                 | 74.7              | 62.0                                  | 75.4              | 59.3                          | 66.6              |                              |                   |
|       | 6  | 58.4  | 67.7              | 56.0                 | 66.4              | 53.3                                  | 67.8              | 59.7                          | 64.7              |                              |                   |
|       | 7  | 51.3  | 52.3              | 49.9                 | 57.5              | 51.8                                  | 56.3              | 66.6                          | 58.0              |                              |                   |
|       | 8  | 57.0  | 51.1              | 49.7                 | 53.8              | 54.0                                  | 55.8              | 63.6                          | 70.7              |                              |                   |
|       | 9  | 76.4  | 88.0              | 63.2                 | 81.8              | 60.3                                  | 75.9              | 68.8                          | 84.3              |                              |                   |
|       | 10 | 73.8  | 83.1              | 66.8                 | 76.6              | 61.5                                  | 85.9              | 70.5                          | 87.3              |                              |                   |
|       | 11 | 74.7  | 79.3              | 54.3                 | 76.8              | 56.3                                  | 75.6              | 60.8                          | 79.7              |                              |                   |
|       | 12 | 61.8  | 75.3              | 48.6                 | 72.4              | 50.4                                  | 83.9              | 55.8                          | 70.5              |                              |                   |
|       |    | 전문기술사업<br>Professional and technical activities |                   | 교육 서비스업<br>Education |                   | 스포츠 및 오락관련<br>Food service activities |                   | 수리업<br>Real estate activities |                   | 개인 서비스업<br>Personal services |                   |
|       |    | 체감<br>Current                                   | 전망<br>Prospective | 체감<br>Current        | 전망<br>Prospective | 체감<br>Current                         | 전망<br>Prospective | 체감<br>Current                 | 전망<br>Prospective | 체감<br>Current                | 전망<br>Prospective |
|       |    |   |                   |                      |                   |                                       |                   |                               |                   |                              |                   |
| 2023. | 7  | 61.2  | 80.6              | 73.4                 | 79.6              | 60.6                                  | 79.5              | 53.3                          | 71.7              | 48.8                         | 68.2              |
|       | 8  | 75.2  | 85.4              | 71.7                 | 85.2              | 61.7                                  | 87.0              | 61.2                          | 86.2              | 59.8                         | 83.7              |
|       | 9  | 80.1  | 93.2              | 75.5                 | 99.6              | 62.5                                  | 85.9              | 65.1                          | 96.7              | 73.0                         | 108.0             |
|       | 10 | 85.4  | 102.9             | 77.0                 | 88.4              | 56.1                                  | 90.4              | 83.2                          | 104.6             | 77.0                         | 100.0             |
|       | 11 | 79.6  | 94.2              | 68.2                 | 93.3              | 55.1                                  | 86.2              | 71.1                          | 97.4              | 69.5                         | 93.0              |
|       | 12 | 76.2  | 91.3              | 63.7                 | 85.6              | 67.6                                  | 94.1              | 57.6                          | 80.3              | 58.2                         | 86.7              |
| 2024. | 1  | 68.0  | 85.4              | 62.4                 | 84.8              | 52.9                                  | 86.7              | 32.9                          | 73.0              | 48.7                         | 82.8              |
|       | 2  | 71.8  | 75.7              | 61.6                 | 79.4              | 51.1                                  | 62.8              | 34.2                          | 50.3              | 50.8                         | 67.2              |
|       | 3  | 82.0  | 90.3              | 82.4                 | 90.6              | 53.5                                  | 66.8              | 64.1                          | 78.0              | 73.0                         | 79.7              |
|       | 4  | 64.6  | 74.8              | 72.5                 | 85.8              | 54.5                                  | 68.1              | 73.0                          | 89.5              | 73.3                         | 84.7              |
|       | 5  | 73.3  | 78.2              | 74.2                 | 73.4              | 59.6                                  | 63.6              | 59.5                          | 74.3              | 60.3                         | 71.8              |
|       | 6  | 60.7  | 70.4              | 76.6                 | 81.3              | 54.5                                  | 70.2              | 56.9                          | 64.8              | 48.5                         | 57.8              |
|       | 7  | 56.8  | 61.7              | 78.1                 | 75.1              | 54.0                                  | 62.5              | 44.7                          | 58.6              | 45.7                         | 47.5              |
|       | 8  | 62.1  | 58.3              | 71.5                 | 70.6              | 52.9                                  | 58.2              | 52.0                          | 50.0              | 48.2                         | 46.8              |
|       | 9  | 72.8  | 88.3              | 75.3                 | 91.8              | 60.6                                  | 71.8              | 50.0                          | 76.6              | 68.0                         | 91.2              |
|       | 10 | 85.9  | 99.0              | 79.6                 | 84.8              | 58.5                                  | 72.6              | 71.7                          | 90.5              | 71.2                         | 88.8              |
|       | 11 | 75.7  | 89.8              | 75.5                 | 86.3              | 55.9                                  | 78.2              | 64.5                          | 84.5              | 65.2                         | 81.7              |
|       | 12 | 68.0  | 85.4              | 63.7                 | 85.2              | 51.1                                  | 90.7              | 46.4                          | 79.3              | 51.7                         | 79.3              |

자료: 중소벤처기업부 「소상공인시장경기동향조사」

Source: Ministry of SMEs and Startups 「Survey of Business Trends for Micro-Enterprises」.



## 6. 업종별 창업기업수 <sup>1)</sup>

### The Number of Newly Established Enterprises by Business Type

단위: 개

In each

|         | 합계 <sup>2)</sup> | 농업, 임업, 어업<br>및 광업                           | 제조업           | 전기, 가스, 증기 및<br>공기 조절 공급업                       | 건설업                   | 서비스업      |
|---------|------------------|--|---------------|---|-----------------------|-----------|
|         | Total            | Agriculture, forestry,<br>fishery and mining | Manufacturing | Electricity, gas and air<br>conditioning supply | Construction business | Services  |
|         | 전 체              |  | Total         |   |                       |           |
| 2020    | 1,484,667        | 13,094                                       | 49,928        | 26,131  | 66,366                | 1,329,148 |
| 2021    | 1,417,973        | 13,958                                       | 47,989        | 24,146  | 71,489                | 1,260,391 |
| 2022    | 1,317,479        | 15,752                                       | 41,595        | 23,773  | 67,271                | 1,169,088 |
| 2023    | 1,238,617        | 14,250                                       | 37,280        | 31,546  | 61,514                | 1,094,027 |
| 2024. 2 | 98,207           | 1,015  | 2,758         | 2,238   | 4,927                 | 87,269    |
| 3       | 105,602          | 1,074  | 2,974         | 2,302   | 5,558                 | 93,694    |
| 4       | 104,899          | 1,160  | 3,015         | 2,342   | 5,488                 | 92,894    |
| 5       | 99,807           | 1,100  | 2,937         | 2,173   | 5,168                 | 88,429    |
| 6       | 93,062           | 1,121  | 2,809         | 2,188   | 4,803                 | 82,141    |
| 7       | 105,709          | 1,462  | 3,257         | 2,532   | 5,738                 | 92,720    |
| 8       | 91,490           | 1,284  | 2,856         | 2,697   | 4,729                 | 79,924    |
| 9       | 82,631           | 984  | 2,360         | 2,811   | 4,200                 | 72,276    |
| 10      | 99,378           | 1,411  | 2,744         | 5,393   | 4,986                 | 84,844    |
|         | 법 인              |  | Incorporated  |   |                       |           |
| 2020    | 123,305          | 2,925  | 15,416        | 757   | 10,639                | 93,568    |
| 2021    | 126,905          | 2,674  | 13,447        | 537   | 10,754                | 99,493    |
| 2022    | 113,889          | 2,152  | 12,121        | 533   | 8,801                 | 90,282    |
| 2023    | 98,294           | 2,143  | 11,309        | 504   | 7,481                 | 76,857    |
| 2024. 2 | 7,363            | 165  | 811           | 29  | 602                   | 5,756     |
| 3       | 8,387            | 157  | 881           | 41  | 692                   | 6,616     |
| 4       | 8,611            | 182  | 911           | 37  | 640                   | 6,841     |
| 5       | 8,357            | 126  | 906           | 32  | 604                   | 6,689     |
| 6       | 7,956            | 130  | 827           | 35  | 518                   | 6,446     |
| 7       | 9,334            | 142  | 1,017         | 38  | 681                   | 7,456     |
| 8       | 8,235            | 135  | 907           | 52  | 605                   | 6,536     |
| 9       | 6,955            | 97   | 747           | 53  | 439                   | 5,619     |
| 10      | 8,014            | 135  | 870           | 52  | 575                   | 6,382     |
|         | 개 인              |  | Private       |   |                       |           |
| 2020    | 1,361,362        | 10,169                                       | 34,512        | 25,374  | 55,727                | 1,235,580 |
| 2021    | 1,291,068        | 11,284                                       | 34,542        | 23,609  | 60,735                | 1,160,898 |
| 2022    | 1,203,590        | 13,600                                       | 29,474        | 23,240  | 58,470                | 1,078,806 |
| 2023    | 1,140,323        | 12,107                                       | 25,971        | 31,042  | 54,033                | 1,017,170 |
| 2024. 2 | 90,844           | 850  | 1,947         | 2,209   | 4,325                 | 81,513    |
| 3       | 97,215           | 917  | 2,093         | 2,261   | 4,866                 | 87,078    |
| 4       | 96,288           | 978  | 2,104         | 2,305   | 4,848                 | 86,053    |
| 5       | 91,450           | 974  | 2,031         | 2,141   | 4,564                 | 81,740    |
| 6       | 85,106           | 991  | 1,982         | 2,153   | 4,285                 | 75,695    |
| 7       | 96,375           | 1,320  | 2,240         | 2,494   | 5,057                 | 85,264    |
| 8       | 83,255           | 1,149  | 1,949         | 2,645   | 4,124                 | 73,388    |
| 9       | 75,676           | 887  | 1,613         | 2,758   | 3,761                 | 66,657    |
| 10      | 91,364           | 1,276  | 1,874         | 5,341   | 4,411                 | 78,462    |

주: 1) 한국표준산업분류 10차개정(2017년)기준

Note: 1) Based on the 10th revision of Korean Standard Industrial Classification (2017).

2) 합계는 기술기반업종을 제외한 수치임

2) The sum does not include enterprises in the technology-based business type.

자료: 중소벤처기업부

Source: Ministry of SMEs and Startups.



## VII. 농림/수산/환경

Agriculture and Forestry / Fishery / Environment

|                            |     |
|----------------------------|-----|
| 1. 축종별 농장수·가구수 및 마릿수 ..... | 117 |
| 2. 어업별 생산량 .....           | 118 |
| 3. 일기일수 .....              | 119 |
| 4. 기상관측 .....              | 120 |
| 5. 대기중 중금속 오염도 현황 .....    | 124 |
| 6. 주요 도시 빗물의 산도 .....      | 125 |
| 7. 주요 도시별 대기오염도 .....      | 126 |
| 8. 주요 강별 수질오염도 .....       | 132 |
| 9. 화재발생 건수 및 피해 .....      | 134 |
| 10. 연안의 수질현황 .....         | 136 |
| 11. 원자재 수입동향 .....         | 137 |

## 주요 용어 해설 (Explanation of Terms)

### VII-1. 가축사육(Livestock breeding)

- 한·육우: 한우와 육우를 일컫는 말
  - 한우: (소이력제 자료) 종축등록기관의 장이 정하여 공고하는 한우 기준에 부합되는 소
  - 육우: (소이력제 자료) 젖소 중 착유한 경험이 없는 암소, 젖소 암소 중 송아지를 낳은 경험이 없는 소, 젖소 수소, 그 밖의 식용 소
- 젖소: (소이력제 자료) 착유하고 있거나 착유를 위하여 사육 중인 소, 젖소 암소 중 송아지를 낳은 경험이 있는 소

### VII-2. 연근해어업(Coastal and offshore fisheries)

- 해수면(바다)에서 어류, 갑각류, 연체동물, 패류, 해조류, 기타수산동식물류를 포획·채취하는 어업

### VII-2. 해면양식업(Marine aquaculture)

- 해수면(바다)이나 육상에서 인위적인 시설물을 설치하여 바닷물을 이용하여 수산동식물을 기르는 어업. 어류, 갑각류, 패류, 해조류, 기타수산동식물류를 양식

### VII-2. 원양어업(Distant water fishery)

- 원양산업발전법에 의한 원양어업 허가를 받아 해외수역을 조업구역으로 하는 어업

### VII-2. 내수면어업(Inland water fisheries)

- 하천, 호수, 저수지, 댐 등에서 어·패류 등을 포획·채취하는 어업을 하거나 인위적인 시설물을 설치하여 민물을 이용하여 어·패류 등을 기르는 어업

### VII-4. hPa(Hectopascal)

- 기상학에서 사용하는 기압의 단위. 기호는 hPa. 1hPa은 1mb와 같으며, 1Pa의 100배. 국제단위계에서는 면적 1m<sup>2</sup>에 1N의 힘을 받을 때의 압력의 단위로 Pa이 사용되지만, Pa은 크기가 너무 작아 일상에서 이용하기에는 매우 불편하므로 기상학에서는 그 100배인 hPa을 씀

### VII-6. 산성비(Acid rain)

- 황산화물이나 질소화물 등의 오염물질들을 함유하여 Ph 5.6 이하일 때의 비로 호수·하천을 산성화시켜 어패류를 감소시키고, 토양을 변질시켜 나무뿌리를 상하게 하는 등 피해를 가져옴

#### VII-7. 오존( $O_3$ )

- 질소산화물( $NO_x$ )과 휘발성유기화합물(VOCs) 등이 자외선과 광화학 반응을 일으켜 생성된 PAN, 알데하이드, Acrolein 등의 광화학 옥시던트의 일종으로 2차 오염물질에 속함. 오존에 반복 노출 시 가슴의 통증, 기침, 메스꺼움, 목 자극, 소화불량 등의 증상을 유발시키며, 기관지염, 심장질환, 폐기종 및 천식을 악화시키고 폐활량을 감소시킬 수 있음. 또한 농작물과 식물에 직접적으로 영향을 미쳐 수확량이 감소되기도 하며 잎이 말라죽기도 함

#### VII-7. 이산화질소( $NO_2$ )

- 적갈색의 반응성이 큰 기체로서, 대기 중에서 일산화질소( $NO$ )의 산화에 의해 발생함. 주요 배출원은 자동차와 파워 플랜트 등의 고온 연소공정과 화학물질 제조공정, 토양 중의 세균에 의한 자연적 생성 등이 있음. 고농도의 이산화질소에 인체가 노출되면 눈, 코 등의 점막에서 만성 기관지염, 폐렴, 폐출혈, 폐수종의 발병으로까지 발전할 수 있는 것으로 보고되고 있으며, 식물에 대한 피해로는 식물세포를 파괴하여 꽃식물의 잎에 갈색이나 흑갈색의 반점이 생기게 함

#### VII-8. 생물학적 산소요구량(Biochemical oxygen demand : BOD)

- 호기성 미생물이 일정 기간 동안 물 속에 있는 유기물을 분해할 때 사용하는 산소의 양으로서, 물의 오염된 정도를 표시하는 지표로 사용됨. 하천·호수·해역 등의 자연수역에 폐수가 방류되면 그중에 산화되기 쉬운 유기물질이 있어 수질이 오염되는데 이러한 유기물질은 수중의 호기성 세균에 의해 산화되며, 이에 소요되는 용존산소의 양을  $mg/l$  또는 ppm으로 나타낸 것이 BOD임. 보통 호기성 미생물이 충분히 생육 가능한 상태에서 시료를  $20^{\circ}C$ 에서 5일 동안 방치했을 때 소비되는 산소량을 말함

#### VII-8. 용존산소량(Dissolved oxygen : DO)

- 물 또는 용액 속에 녹아있는 분자상태의 산소를 말함. 물 속에서 생활하는 어패류·호기성 미생물은 용존산소를 호흡하며, 물속에 있는 유기물은 이것에 의해서 산화분해되기 때문에 용존산소의 부족은 단지 어패류의 사멸을 초래할 뿐만 아니라 유기물 등이 잔류하여 물의 악취를 가져오게 됨

#### VII-10. 화학적 산소요구량(Chemical oxygen demand : COD)

- 배수 중의 유기물을 산화시키는데 소비되는 산소요구량. BOD와 거의 같은 개념이고, 우리나라의 배수기준은  $BOD \cdot COD$ 는 각각  $30mg/l$  이하임



# 1. 축종별 농장수·가구수 및 마릿수

## Number of Breeding Farms & Households and Headcounts by Livestock Species

단위: 가구(농장)수, 마릿수

Farms in households, animals in heads

|              | 한·육우 <sup>1)</sup><br>Korean native cattle<br>and beef cattle |                            | 젖소 <sup>1)</sup><br>Dairy cattle |                            | 돼지 <sup>2)</sup><br>Pigs      |                            | 닭 <sup>3)</sup><br>Chickens   |                            |
|--------------|---|----------------------------|----------------------------------|----------------------------|-------------------------------|----------------------------|-------------------------------|----------------------------|
|              | 농장수<br>Farms in<br>households                                 | 마릿수<br>Animals in<br>heads | 농장수<br>Farms in<br>households    | 마릿수<br>Animals in<br>heads | 농장수<br>Farms in<br>households | 마릿수<br>Animals in<br>heads | 가구수<br>Farms in<br>households | 마릿수<br>Animals in<br>heads |
|              | 합 계   |                            |                                  |                            | Total                         |                            |                               |                            |
| 2021. 1/4    | 93,313  | 3,373,344                  | 6,100                            | 406,013                    | 6,179                         | 11,146,824                 | 2,725                         | 169,139,121                |
| 2/4          | 93,666  | 3,567,616                  | 6,107                            | 399,680                    | 6,133                         | 11,150,373                 | 3,092                         | 186,499,318                |
| 3/4          | 93,849  | 3,623,123                  | 6,133                            | 399,745                    | 6,084                         | 11,464,603                 | 2,760                         | 165,159,262                |
| 4/4          | 93,845  | 3,589,459                  | 6,105                            | 400,798                    | 5,942                         | 11,216,566                 | 2,842                         | 177,194,164                |
| 2022. 1/4    | 93,449  | 3,557,721                  | 6,087                            | 396,723                    | 5,951                         | 11,169,120                 | 2,786                         | 171,560,302                |
| 2/4          | 93,009  | 3,734,065                  | 5,991                            | 387,996                    | 5,894                         | 11,166,333                 | 3,096                         | 190,242,646                |
| 3/4          | 92,461  | 3,752,401                  | 5,957                            | 389,726                    | 5,835                         | 11,326,038                 | 2,820                         | 175,992,590                |
| 4/4          | 91,592  | 3,726,547                  | 5,888                            | 389,860                    | 5,695                         | 11,123,872                 | 2,694                         | 173,135,706                |
| 2023. 1/4    | 90,618  | 3,632,050                  | 5,810                            | 384,873                    | 5,822                         | 11,110,726                 | 2,729                         | 172,867,848                |
| 2/4          | 89,227  | 3,748,740                  | 5,713                            | 382,642                    | 5,813                         | 11,108,296                 | 3,077                         | 196,856,102                |
| 3/4          | 88,072  | 3,752,515                  | 5,653                            | 386,480                    | 5,721                         | 11,398,338                 | 2,840                         | 176,737,508                |
| 4/4          | 87,145  | 3,648,093                  | 5,553                            | 386,983                    | 5,634                         | 11,089,026                 | 2,815                         | 182,126,760                |
| 2024. 1/4    | 85,672  | 3,526,882                  | 5,519                            | 382,441                    | 5,698                         | 10,993,960                 | 2,795                         | 180,237,337                |
| 2/4          | 84,287  | 3,615,351                  | 5,473                            | 378,356                    | 5,667                         | 11,060,749                 | 3,110                         | 201,505,919                |
| 3/4          | 83,093  | 3,579,893                  | 5,440                            | 380,200                    | 5,560                         | 11,182,251                 | 2,727                         | 176,860,124                |
| 4/4          | 81,862 <sup>P)</sup>  | 3,473,763 <sup>P)</sup>    | 5,431 <sup>P)</sup>              | 381,372 <sup>P)</sup>      | 5,513                         | 10,845,848                 | 2,687                         | 178,474,188                |
|              | 시 도 별   |                            |                                  |                            | By Province                   |                            |                               |                            |
| 서울 Seoul     | 2   | 9                          | 1                                | 9                          | -                             | -                          | -                             | -                          |
| 부산 Busan     | 75  | 1,210                      | 4                                | 177                        | 13                            | 3,856                      | 1                             | 20,000                     |
| 대구 Daegu     | 758   | 24,784                     | 23                               | 862                        | 52                            | 104,100                    | 13                            | 1,465,700                  |
| 인천 Incheon   | 449   | 17,560                     | 69                               | 2,527                      | 27                            | 24,803                     | 16                            | 768,082                    |
| 광주 Gwangju   | 143   | 3,689                      | 6                                | 332                        | 11                            | 7,782                      | 6                             | 306,850                    |
| 대전 Daejeon   | 150   | 4,565                      | 1                                | 1                          | 1                             | 12                         | -                             | -                          |
| 울산 Ulsan     | 1,499   | 37,371                     | 19                               | 674                        | 21                            | 34,253                     | 10                            | 333,453                    |
| 세종 Sejong    | 606   | 23,575                     | 61                               | 4,302                      | 48                            | 92,252                     | 22                            | 2,666,390                  |
| 경기 Gyeonggi  | 6,492   | 293,479                    | 2,079                            | 154,133                    | 1,130                         | 1,762,257                  | 460                           | 31,635,653                 |
| 강원 Gangwon   | 5,852   | 241,229                    | 255                              | 18,058                     | 246                           | 485,263                    | 121                           | 6,785,879                  |
| 충북 Chungbuk  | 5,185   | 241,503                    | 289                              | 17,907                     | 299                           | 598,203                    | 232                           | 13,360,479                 |
| 충남 Chungnam  | 10,341  | 424,456                    | 902                              | 65,524                     | 1,006                         | 2,232,534                  | 503                           | 30,371,854                 |
| 전북 Jeonbuk   | 8,727   | 433,881                    | 420                              | 30,480                     | 687                           | 1,287,528                  | 509                           | 32,385,186                 |
| 전남 Jeonnam   | 14,906  | 620,274                    | 385                              | 27,574                     | 489                           | 1,156,470                  | 294                           | 21,471,214                 |
| 경북 Gyeongbuk | 17,039  | 749,556                    | 553                              | 30,253                     | 639                           | 1,272,051                  | 301                           | 24,515,998                 |
| 경남 Gyeongnam | 9,039   | 317,365                    | 324                              | 24,410                     | 589                           | 1,265,275                  | 147                           | 10,527,273                 |
| 제주 Jeju      | 599   | 39,257                     | 40                               | 4,149                      | 257                           | 519,209                    | 52                            | 1,860,177                  |

주: 1) 한·육우, 젖소는 소이력제 자료로 집계하여 제공  
 소이력제는 농가 및 법인을 대상으로 소 개체에 대한 전수신고를 기반으로 함

2) 2017년부터 모집단을 돼지이력제로 변경

3) 3,000마리 이상 사육가구를 대상으로 전수조사

자료: 통계청 사회통계국 농어업동향과, 축산물품질평가원

Note: 1) Data on Korean native cattle & beef cattle and dairy cattle are collected from the cattle traceability system. According to the cattle traceability system, all farms and corporations should report all cattle stock.

2) Since 2017, the population for pigs has followed the pig traceability system.

3) As for chickens, households breeding more than 3,000 chickens are completely covered in the survey.

Source: Statistics Korea, Korea Institute for Animal Products Quality Evaluation.

## 2. 어업별 생산량 <sup>1)</sup>

### Production by Fisheries

단위: 톤

In ton

|                   | 합 계       | 연근해어업                          | 해면양식업              | 원양어업                  | 내수면어업                  |
|-------------------|-----------|--------------------------------|--------------------|-----------------------|------------------------|
|                   | Total     | Coastal and offshore fisheries | Marine aquaculture | Distant water fishery | Inland water fisheries |
|                   | 합 계       | Total                          |                    |                       |                        |
| 2017              | 3,724,711 | 926,941                        | 2,315,775          | 445,726               | 36,270                 |
| 2018              | 3,770,057 | 1,011,536                      | 2,249,605          | 473,589               | 35,326                 |
| 2019              | 3,860,969 | 911,852                        | 2,410,040          | 503,795               | 35,282                 |
| 2020              | 3,712,873 | 933,880                        | 2,308,407          | 436,617               | 33,968                 |
| 2021              | 3,832,171 | 942,875                        | 2,401,120          | 445,505               | 42,672                 |
| 2022              | 3,610,461 | 888,694                        | 2,273,631          | 399,359               | 48,777                 |
| 2023              | 3,690,591 | 951,722                        | 2,285,319          | 410,673               | 42,877                 |
| 2024. 2 D)        | 411,595   | 49,974                         | 318,915            | 40,646                | 2,061                  |
| 3                 | 572,652   | 59,595                         | 453,851            | 56,529                | 2,676                  |
| 4                 | 394,871   | 67,366                         | 283,423            | 40,861                | 3,221                  |
| 5                 | 309,231   | 57,906                         | 210,983            | 36,308                | 4,033                  |
| 6                 | 264,862   | 57,487                         | 162,565            | 41,244                | 3,567                  |
| 7                 | 197,865   | 60,195                         | 90,397             | 43,298                | 3,974                  |
| 8                 | 159,894   | 71,654                         | 47,457             | 36,585                | 4,198                  |
| 9                 | 171,482   | 90,468                         | 33,100             | 43,497                | 4,417                  |
| 10                | 162,055   | 92,870                         | 36,047             | 29,010                | 4,128                  |
| 11                | 221,141   | 80,364                         | 103,501            | 34,069                | 3,207                  |
| 12                | 329,969   | 71,084                         | 227,403            | 28,908                | 2,574                  |
|                   | 시 도 별     | By Province                    |                    |                       |                        |
| 서울 Seoul          | -         | -                              | -                  | -                     | -                      |
| 부산 Busan          | 23,280    | 16,509                         | 6,750              | -                     | 21                     |
| 대구 Daegu          | 2         | -                              | -                  | -                     | 2                      |
| 인천 Incheon        | 3,614     | 1,427                          | 2,170              | -                     | 16                     |
| 광주 Gwangju        | 0         | -                              | -                  | -                     | 0                      |
| 대전 Daejeon        | 5         | -                              | -                  | -                     | 5                      |
| 울산 Ulsan          | 1,149     | 1,116                          | 33                 | -                     | 0                      |
| 세종 Sejong         | 8         | -                              | -                  | -                     | 8                      |
| 경기 Gyeonggi       | 6,777     | 350                            | 6,309              | -                     | 119                    |
| 강원 Gangwon        | 7,470     | 6,679                          | 581                | -                     | 210                    |
| 충북 Chungbuk       | 119       | -                              | -                  | -                     | 119                    |
| 충남 Chungnam       | 22,970    | 4,022                          | 18,846             | -                     | 102                    |
| 전북 Jeonbuk        | 8,694     | 959                            | 7,057              | -                     | 677                    |
| 전남 Jeonnam        | 137,021   | 13,176                         | 122,814            | -                     | 1,031                  |
| 경북 Gyeongbuk      | 9,125     | 8,486                          | 507                | -                     | 132                    |
| 경남 Gyeongnam      | 73,143    | 12,607                         | 60,406             | -                     | 129                    |
| 제주 Jeju           | 7,683     | 5,753                          | 1,930              | -                     | -                      |
| 원양 Distant waters | 28,908    | -                              | -                  | 28,908                | -                      |

주: 1) 최근 년, 월은 잠정치임

Note: 1) The figures for the latest year, month are preliminary.

자료: 통계청 사회통계국 농어업동향과

Source: Statistics Korea.



### 3. 일 기 일 수

#### Weather Days

※ 맑은 날은 일평균 운량이 2.5 미만, 흐린날은 7.5 이상을 말하며, 강수일은 강수량이 0.1 mm 이상의 날을 말함

※ "Clear days" refer to the days with average amount of clouds less than 2.5,"cloudy days" the days with average amount of clouds 7.5 or more, and "precipitation days" the days with total precipitation of 0.1 mm or more.

|                        | 북강릉                | 서울    | 인천      | 울릉도       | 추풍령                | 대구    | 전주     | 울산    | 광주      | 부산    | 목포    | 제주   |
|------------------------|--------------------|-------|---------|-----------|--------------------|-------|--------|-------|---------|-------|-------|------|
|                        | North<br>Gangneung | Seoul | Incheon | Ulleungdo | Chupung-<br>nyeong | Daegu | Jeonju | Ulsan | Gwangju | Busan | Mokpo | Jeju |
| 맑은 날 Clear days        |                    |       |         |           |                    |       |        |       |         |       |       |      |
| 2021                   | 95                 | 86    | 81      | 38        | 76                 | 90    | 71     | 104   | 63      | 105   | 50    | 54   |
| 2022                   | 123                | 110   | 102     | 48        | 77                 | 103   | 81     | 108   | 75      | 112   | 68    | 47   |
| 2023                   | 108                | 100   | 100     | 52        | -                  | 106   | 80     | 115   | 83      | 109   | 66    | 56   |
| 2023. 12               | 16                 | 9     | 8       | 3         | 9                  | 12    | 8      | 11    | 6       | 10    | 2     | 3    |
| 2024. 1                | 20                 | 13    | 12      | 1         | 12                 | 17    | 8      | 18    | 9       | 17    | 5     | 2    |
| 2                      | 8                  | 7     | 9       | 3         | 5                  | 6     | 6      | 6     | 5       | 7     | 5     | 4    |
| 3                      | 12                 | 12    | 10      | 5         | 11                 | 12    | 10     | 10    | 10      | 10    | 4     | 4    |
| 4                      | 8                  | 7     | 6       | 8         | 6                  | 5     | 5      | 5     | 5       | 6     | 5     | 5    |
| 5                      | 10                 | 12    | 13      | 11        | 10                 | 11    | 11     | 9     | 13      | 10    | 11    | 13   |
| 6                      | 9                  | 9     | 9       | 5         | 7                  | 5     | 7      | 3     | 4       | 3     | 2     | 2    |
| 7                      | 3                  | 1     | 0       | 2         | 5                  | 3     | 0      | 5     | 0       | 4     | 2     | 5    |
| 8                      | 8                  | 4     | 8       | 8         | 9                  | 7     | 7      | 10    | 6       | 9     | 9     | 10   |
| 9                      | 3                  | 5     | 7       | 4         | 2                  | 3     | 6      | 4     | 6       | 6     | 7     | 4    |
| 10                     | 7                  | 10    | 10      | 2         | 5                  | 6     | 7      | 4     | 7       | 4     | 6     | 2    |
| 11                     | 6                  | 13    | 12      | 1         | 9                  | 9     | 9      | 8     | 9       | 12    | 8     | 5    |
| 흐린 날 Cloudy days       |                    |       |         |           |                    |       |        |       |         |       |       |      |
| 2021                   | 98                 | 85    | 88      | 128       | 85                 | 104   | 105    | 103   | 117     | 97    | 113   | 148  |
| 2022                   | 100                | 93    | 87      | 130       | 89                 | 86    | 100    | 90    | 99      | 87    | 108   | 130  |
| 2023                   | 93                 | 85    | 84      | 117       | -                  | 91    | 111    | 96    | 111     | 99    | 125   | 151  |
| 2023. 12               | 7                  | 5     | 5       | 15        | 5                  | 6     | 12     | 4     | 14      | 5     | 16    | 17   |
| 2024. 1                | 7                  | 5     | 5       | 12        | 6                  | 5     | 11     | 5     | 9       | 6     | 11    | 19   |
| 2                      | 17                 | 11    | 14      | 14        | 13                 | 13    | 14     | 14    | 14      | 13    | 16    | 19   |
| 3                      | 7                  | 4     | 4       | 5         | 6                  | 7     | 6      | 6     | 6       | 10    | 7     | 9    |
| 4                      | 7                  | 8     | 7       | 10        | 8                  | 12    | 10     | 11    | 10      | 11    | 12    | 15   |
| 5                      | 7                  | 7     | 10      | 8         | 7                  | 7     | 6      | 6     | 7       | 10    | 8     | 10   |
| 6                      | 6                  | 4     | 4       | 6         | 11                 | 10    | 10     | 11    | 10      | 14    | 13    | 17   |
| 7                      | 19                 | 22    | 21      | 12        | 14                 | 14    | 16     | 14    | 18      | 14    | 18    | 14   |
| 8                      | 6                  | 4     | 2       | 4         | 5                  | 4     | 3      | 5     | 2       | 5     | 1     | 2    |
| 9                      | 14                 | 8     | 8       | 11        | 10                 | 8     | 7      | 9     | 8       | 6     | 6     | 8    |
| 10                     | 14                 | 7     | 7       | 12        | 13                 | 12    | 11     | 16    | 10      | 15    | 11    | 18   |
| 11                     | 6                  | 6     | 4       | 10        | 5                  | 3     | 6      | 5     | 7       | 4     | 5     | 13   |
| 강수일 Precipitation days |                    |       |         |           |                    |       |        |       |         |       |       |      |
| 2021                   | 112                | 117   | 104     | 150       | 128                | 104   | 132    | 113   | 122     | 101   | 124   | 126  |
| 2022                   | 100                | 104   | 90      | 132       | 94                 | 72    | 108    | 75    | 89      | 71    | 100   | 95   |
| 2023                   | 100                | 109   | 94      | 141       | 111                | 97    | 116    | 99    | 116     | 106   | 115   | 140  |
| 2023. 12               | 9                  | 12    | 11      | 19        | 11                 | 9     | 12     | 6     | 12      | 6     | 13    | 16   |
| 2024. 1                | 5                  | 9     | 7       | 19        | 10                 | 8     | 11     | 10    | 11      | 7     | 11    | 14   |
| 2                      | 14                 | 11    | 10      | 14        | 15                 | 13    | 15     | 13    | 14      | 14    | 16    | 17   |
| 3                      | 10                 | 10    | 5       | 16        | 8                  | 9     | 8      | 13    | 8       | 9     | 10    | 10   |
| 4                      | 7                  | 4     | 5       | 8         | 9                  | 9     | 11     | 9     | 10      | 7     | 11    | 14   |
| 5                      | 7                  | 8     | 6       | 8         | 11                 | 10    | 11     | 9     | 10      | 10    | 10    | 8    |
| 6                      | 9                  | 7     | 8       | 8         | 6                  | 8     | 6      | 7     | 5       | 10    | 9     | 11   |
| 7                      | 17                 | 22    | 21      | 12        | 20                 | 17    | 17     | 9     | 19      | 16    | 18    | 10   |
| 8                      | 10                 | 11    | 10      | 7         | 6                  | 8     | 11     | 9     | 12      | 9     | 10    | 6    |
| 9                      | 18                 | 11    | 10      | 14        | 7                  | 8     | 10     | 11    | 9       | 7     | 8     | 14   |
| 10                     | 7                  | 6     | 9       | 16        | 13                 | 12    | 13     | 14    | 13      | 13    | 13    | 16   |
| 11                     | 8                  | 6     | 8       | 15        | 10                 | 4     | 11     | 5     | 10      | 5     | 10    | 12   |

자료: 기상청 기상자료개방포털

Source: Korea Meteorological Administration.

## 4. 기 상 관 측

※ 평균기압·평균기온·평균습도는 매일 3시, 6시, 9시, 12시, 15시, 18시, 21시, 24시의 8회 관측치를 산술평균한 것임

|   | 강릉        | 서울      | 인천      | 울릉도       | 추풍령                | 대구      | 전주      | 울산      | 광주      | 부산      | 목포      | 제주      |
|---|-----------|---------|---------|-----------|--------------------|---------|---------|---------|---------|---------|---------|---------|
|   | Gangneung | Seoul   | Incheon | Ulleungdo | Chupung-<br>nyeong | Daegu   | Jeonju  | Ulsan   | Gwangju | Busan   | Mokpo   | Jeju    |
| <div> <div>평 균 해 면 기 압 (hPa)</div> <div>Mean air pressure(sea level)</div> </div> |           |         |         |           |                    |         |         |         |         |         |         |         |
| 2017  | 1,015.3   | 1,016.6 | 1,016.6 | 1,015.1   | 1,016.6            | 1,016.0 | 1,016.9 | 1,015.7 | 1,017.0 | 1,015.9 | 1,017.2 | 1,017.0 |
| 2018  | 1,016.0   | 1,016.9 | 1,016.8 | 1,015.7   | 1,016.9            | 1,016.6 | 1,016.9 | 1,016.2 | 1,016.9 | 1,016.2 | 1,017.0 | 1,016.7 |
| 2019  | 1,015.5   | 1,016.3 | 1,016.4 | 1,015.3   | 1,016.7            | 1,016.1 | 1,016.5 | 1,015.7 | 1,016.6 | 1,015.7 | 1,016.6 | 1,016.5 |
| 2020  | 1,015.5   | 1,016.5 | 1,016.5 | 1,015.2   | 1,016.3            | 1,016.4 | 1,016.7 | 1,015.9 | 1,016.9 | 1,015.6 | 1,016.8 | 1,016.9 |
| 2021  | 1,015.8   | 1,016.3 | 1,016.3 | 1,015.1   | 1,016.4            | 1,016.5 | 1,016.4 | 1,015.9 | 1,016.5 | 1,015.3 | 1,016.7 | 1,016.6 |
| 2022  | 1,015.6   | 1,016.3 | 1,016.5 | 1,014.9   | 1,016.6            | 1,016.5 | 1,016.8 | 1,015.9 | 1,016.8 | 1,015.4 | 1,016.9 | 1,017.0 |
| 2023  | 1,015.6   | 1,015.8 | 1,016.3 | 1,014.9   | 1,016.5            | 1,016.3 | 1,016.6 | 1,015.6 | 1,016.7 | 1,015.5 | 1,016.7 | 1,016.5 |
| 2023.   | 8         | 1,006.5 | 1,004.8 | 1,005.2   | 1,005.7            | 1,005.3 | 1,005.5 | 1,005.3 | 1,005.5 | 1,005.4 | 1,005.4 | 1,004.8 |
|   | 9         | 1,014.0 | 1,012.3 | 1,012.8   | 1,012.6            | 1,013.0 | 1,013.0 | 1,012.4 | 1,012.6 | 1,012.6 | 1,012.2 | 1,012.0 |
| 10  |           | 1,017.8 | 1,018.1 | 1,018.6   | 1,016.6            | 1,019.0 | 1,018.6 | 1,019.1 | 1,017.7 | 1,019.2 | 1,017.5 | 1,019.2 |
|   | 11        | 1,018.8 | 1,021.1 | 1,021.6   | 1,017.3            | 1,021.7 | 1,021.1 | 1,022.2 | 1,019.8 | 1,022.2 | 1,019.9 | 1,022.2 |
|   | 12        | 1,023.3 | 1,024.3 | 1,024.7   | 1,022.7            | 1,025.0 | 1,024.4 | 1,024.8 | 1,023.1 | 1,024.9 | 1,023.0 | 1,024.8 |
| 2024.   | 1         | 1,023.4 | 1,025.0 | 1,025.6   | 1,022.0            | 1,025.3 | 1,024.4 | 1,025.4 | 1,023.1 | 1,025.3 | 1,022.8 | 1,025.3 |
|   | 2         | 1,025.4 | 1,023.8 | 1,024.3   | 1,024.3            | 1,024.8 | 1,024.4 | 1,023.9 | 1,023.7 | 1,023.8 | 1,022.9 | 1,023.7 |
|   | 3         | 1,017.6 | 1,018.0 | 1,018.4   | 1,017.0            | 1,018.5 | 1,018.0 | 1,018.8 | 1,017.3 | 1,018.9 | 1,017.1 | 1,019.0 |
| 4   |           | 1,014.3 | 1,013.6 | 1,013.8   | 1,014.3            | 1,013.8 | 1,013.9 | 1,013.6 | 1,013.7 | 1,013.6 | 1,013.3 | 1,013.8 |
|   | 5         | 1,012.0 | 1,012.8 | 1,013.1   | 1,012.4            | 1,013.1 | 1,013.0 | 1,013.5 | 1,012.7 | 1,013.7 | 1,012.7 | 1,013.9 |
|   | 6         | 1,006.9 | 1,007.0 | 1,007.6   | 1,007.6            | 1,007.5 | 1,007.6 | 1,008.1 | 1,007.5 | 1,008.3 | 1,007.6 | 1,008.5 |
| 7   |           | 1,005.5 | 1,005.7 | 1,006.1   | 1,006.4            | 1,006.9 | 1,007.1 | 1,007.0 | 1,007.0 | 1,007.6 | 1,007.5 | 1,007.5 |
|   | 8         | 1,007.6 | 1,006.3 | 1,006.9   | 1,007.9            | 1,007.1 | 1,007.1 | 1,007.0 | 1,006.9 | 1,007.2 | 1,006.3 | 1,007.2 |
|   | 9         | 1,014.6 | 1,012.2 | 1,012.8   | 1,013.9            | 1,013.1 | 1,013.2 | 1,012.5 | 1,012.9 | 1,012.5 | 1,012.4 | 1,012.4 |
| 10  |           | 1,020.4 | 1,019.3 | 1,019.9   | 1,019.8            | 1,020.3 | 1,019.8 | 1,019.6 | 1,019.0 | 1,019.5 | 1,018.8 | 1,019.4 |
|   | 11        | 1,021.1 | 1,021.3 | 1,022.0   | 1,020.5            | 1,022.2 | 1,021.7 | 1,022.1 | 1,020.7 | 1,022.1 | 1,020.8 | 1,022.1 |
| <div> <div>평 균 기 온 (℃)</div> <div>Mean air temperature</div> </div>               |           |         |         |           |                    |         |         |         |         |         |         |         |
| 2017  | 13.9      | 13.0    | 12.5    | 13.1      | 11.9               | 14.4    | 13.6    | 14.5    | 14.6    | 15.2    | 14.3    | 16.8    |
| 2018  | 13.7      | 12.9    | 12.5    | 13.0      | 11.9               | 14.1    | 13.9    | 14.3    | 14.6    | 15.1    | 14.4    | 16.6    |
| 2019  | 14.7      | 13.5    | 13.2    | 13.7      | 12.4               | 14.8    | 14.2    | 14.9    | 14.7    | 15.7    | 14.3    | 16.8    |
| 2020  | 14.3      | 13.2    | 12.8    | 13.4      | 12.0               | 14.5    | 14.0    | 14.6    | 14.5    | 15.2    | 14.0    | 16.7    |
| 2021  | 14.6      | 13.7    | 13.4    | 13.5      | 12.3               | 14.6    | 14.6    | 14.9    | 15.1    | 15.7    | 15.1    | 17.5    |
| 2022  | 14.7      | 13.2    | 12.5    | 13.6      | 12.0               | 14.7    | 14.0    | 14.7    | 14.8    | 15.4    | 14.3    | 17.0    |
| 2023  | 15.5      | 14.1    | 13.4    | 14.6      | 12.8               | 15.1    | 14.8    | 15.0    | 15.3    | 16.0    | 14.9    | 17.5    |
| 2023.   | 8         | 26.2    | 27.2    | 26.6      | 26.8               | 25.6    | 27.5    | 27.5    | 26.5    | 27.3    | 27.8    | 27.3    |
|   | 9         | 22.4    | 23.7    | 23.5      | 22.3               | 21.3    | 23.5    | 23.7    | 22.9    | 23.8    | 24.5    | 24.0    |
| 10  |           | 17.0    | 15.8    | 16.3      | 16.8               | 13.5    | 15.9    | 16.1    | 16.4    | 16.6    | 18.3    | 17.3    |
|   | 11        | 10.5    | 6.8     | 6.9       | 11.2               | 6.5     | 9.2     | 9.0     | 10.4    | 9.9     | 11.8    | 10.6    |
|   | 12        | 3.6     | 1.1     | 1.2       | 5.3                | 1.0     | 3.5     | 4.1     | 4.9     | 4.8     | 6.4     | 5.2     |
| 2024.   | 1         | 2.2     | -0.5    | -0.6      | 3.3                | -0.2    | 2.3     | 2.2     | 3.4     | 3.0     | 5.1     | 3.3     |
|   | 2         | 3.6     | 3.8     | 3.3       | 4.1                | 2.9     | 5.4     | 5.6     | 6.0     | 6.1     | 7.4     | 5.9     |
|   | 3         | 7.0     | 7.0     | 6.3       | 6.7                | 6.3     | 8.5     | 7.9     | 8.6     | 8.2     | 9.6     | 7.8     |
| 4   |           | 15.8    | 16.3    | 14.6      | 13.8               | 14.7    | 16.3    | 16.2    | 14.9    | 16.6    | 15.9    | 14.7    |
|   | 5         | 19.5    | 18.5    | 16.9      | 16.5               | 17.0    | 19.4    | 18.8    | 17.9    | 19.2    | 18.6    | 17.9    |
|   | 6         | 24.3    | 24.6    | 22.7      | 21.7               | 22.2    | 24.6    | 23.8    | 22.6    | 23.8    | 22.6    | 22.5    |
| 7   |           | 27.9    | 26.6    | 25.7      | 25.5               | 25.3    | 27.8    | 27.4    | 26.9    | 26.9    | 26.0    | 26.7    |
|   | 8         | 28.7    | 29.3    | 28.8      | 27.1               | 26.8    | 29.1    | 29.1    | 28.0    | 28.5    | 29.1    | 28.4    |
|   | 9         | 23.1    | 25.5    | 25.4      | 23.8               | 23.5    | 25.4    | 26.6    | 24.7    | 26.3    | 26.7    | 26.5    |
| 10  |           | 16.7    | 16.7    | 17.0      | 17.7               | 14.4    | 17.0    | 17.4    | 17.8    | 17.7    | 19.5    | 18.2    |
|   | 11        | 11.5    | 9.7     | 9.9       | 11.6               | 8.4     | 10.7    | 11.0    | 11.8    | 11.5    | 13.7    | 12.2    |

자료: 기상청 기상자료개방포털

## 4. Meteorological Observation

\* Mean air pressure, mean air temperature and mean relative humidity are arithmetic means of the figures derived from 8 observations at 3,6,9,12,15,18,21 and 24 o'clock a day.

| 강릉              | 서울      | 인천      | 울릉도       | 추풍령                | 대구      | 전주                     | 울산      | 광주      | 부산      | 목포      | 제주      |         |
|-----------------|---------|---------|-----------|--------------------|---------|------------------------|---------|---------|---------|---------|---------|---------|
| Gangneung       | Seoul   | Incheon | Ulleungdo | Chupung-<br>nyeong | Daegu   | Jeonju                 | Ulsan   | Gwangju | Busan   | Mokpo   | Jeju    |         |
| 평 균 상 대 습 도 (%) |         |         |           |                    |         | Mean relative humidity |         |         |         |         |         |         |
| 52              | 58      | 66      | 65        | 63                 | 58      | 70                     | 64      | 69      | 60      | 81      | 68      | 2017    |
| 56              | 58      | 65      | 67        | 64                 | 59      | 74                     | 66      | 71      | 63      | 76      | 71      | 2018    |
| 57              | 57      | 65      | 68        | 63                 | 61      | 74                     | 66      | 69      | 63      | 72      | 70      | 2019    |
| 61              | 63      | 67      | 73        | 65                 | 63      | 69                     | 67      | 71      | 64      | 74      | 69      | 2020    |
| 62              | 66      | 62      | 76        | 67                 | 65      | 68                     | 68      | 73      | 65      | 74      | 71      | 2021    |
| 59              | 64      | 66      | 74        | 63                 | 64      | 66                     | 61      | 69      | 64      | 72      | 71      | 2022    |
| 60              | 67      | 69      | 75        | 67                 | 63      | 68                     | 64      | 74      | 63      | 75      | 69      | 2023    |
| 80              | 76      | 80      | 90        | 81                 | 76      | 77                     | 80      | 90      | 73      | 81      | 73      | 8. 2023 |
| 80              | 74      | 75      | 86        | 82                 | 77      | 78                     | 80      | 88      | 71      | 81      | 71      | 9       |
| 59              | 67      | 65      | 66        | 70                 | 66      | 69                     | 62      | 76      | 52      | 71      | 60      | 10      |
| 48              | 65      | 66      | 69        | 63                 | 57      | 68                     | 53      | 75      | 49      | 71      | 60      | 11      |
| 56              | 69      | 69      | 73        | 69                 | 62      | 73                     | 56      | 83      | 52      | 78      | 66      | 12      |
| 54              | 67      | 67      | 74        | 65                 | 58      | 70                     | 55      | 75      | 53      | 75      | 64      | 1. 2024 |
| 75              | 73      | 74      | 79        | 73                 | 71      | 75                     | 71      | 83      | 68      | 81      | 71      | 2       |
| 58              | 57      | 62      | 69        | 57                 | 55      | 64                     | 56      | 71      | 57      | 73      | 62      | 3       |
| 60              | 56      | 64      | 76        | 63                 | 62      | 69                     | 69      | 76      | 68      | 79      | 71      | 4       |
| 56              | 63      | 73      | 72        | 65                 | 57      | 66                     | 64      | 73      | 65      | 75      | 63      | 5       |
| 65              | 61      | 71      | 81        | 66                 | 61      | 66                     | 71      | 77      | 74      | 79      | 73      | 6       |
| 72              | 81      | 87      | 89        | 83                 | 75      | 78                     | 78      | 87      | 86      | 88      | 73      | 7       |
| 73              | 73      | 78      | 87        | 78                 | 70      | 77                     | 76      | 76      | 75      | 83      | 72      | 8       |
| 83              | 72      | 75      | 87        | 80                 | 75      | 75                     | 80      | 75      | 75      | 79      | 73      | 9       |
| 74              | 70      | 70      | 80        | 81                 | 76      | 78                     | 76      | 75      | 71      | 78      | 69      | 10      |
| 64              | 63      | 63      | 78        | 71                 | 69      | 68                     | 65      | 68      | 60      | 69      | 65      | 11      |
| 강 수 량 (mm)      |         |         |           |                    |         | Precipitation          |         |         |         |         |         |         |
| 1,081.9         | 1,233.2 | 1,028.9 | 1,181.7   | 921.8              | 663.7   | 947.8                  | 671.4   | 936.6   | 1,014.4 | 722.5   | 773.3   | 2017    |
| 1,599.4         | 1,284.1 | 1,134.4 | 1,586.4   | 1,304.2            | 1,297.6 | 1,332.5                | 1,416.1 | 1,427.9 | 1,778.6 | 1,363.3 | 1,769.5 | 2018    |
| 1,670.5         | 891.3   | 919.5   | 1,367.4   | 1,164.1            | 995.7   | 968.9                  | 1,450.1 | 1,085.9 | 1,623.2 | 1,248.4 | 1,979.9 | 2019    |
| 1,812.9         | 1,651.1 | 1,311.9 | 1,462.0   | 1,554.0            | 1,244.9 | 1,780.8                | 1,557.9 | 2,027.0 | 2,281.6 | 1,427.7 | 1,389.5 | 2020    |
| 1,316.4         | 1,186.5 | 1,071.8 | 1,533.0   | 1,129.1            | 910.0   | 1,496.6                | 1,337.0 | 1,303.8 | 1,807.8 | 1,101.0 | 1,627.7 | 2021    |
| 1,465.5         | 1,775.3 | 1,620.5 | 1,211.4   | 928.6              | 581.0   | 1,071.5                | 926.1   | 769.9   | 991.9   | 739.9   | 1,075.8 | 2022    |
| 1,568.3         | 1,598.8 | 1,331.4 | 1,527.4   | 1,551.5            | 1,321.8 | 1,986.6                | 1,642.9 | 2,116.1 | 2,191.4 | 1,577.9 | 1,444.9 | 2023    |
| 520.8           | 298.1   | 297.5   | 41.1      | 288.0              | 312.8   | 274.8                  | 403.3   | 341.2   | 299.9   | 152.9   | 182.5   | 8. 2023 |
| 236.8           | 134.5   | 129.2   | 292.0     | 199.8              | 123.6   | 203.4                  | 276.7   | 152.5   | 322.7   | 146.7   | 84.5    | 9       |
| 26.1            | 31.0    | 16.8    | 49.1      | 12.2               | 5.7     | 18.2                   | 4.3     | 11.5    | 4.2     | 7.1     | 36.0    | 10      |
| 41.0            | 81.9    | 63.1    | 115.5     | 36.6               | 31.6    | 92.2                   | 33.1    | 71.9    | 28.5    | 75.7    | 69.1    | 11      |
| 229.2           | 85.9    | 75.9    | 183.8     | 117.1              | 89.9    | 144.0                  | 126.7   | 80.2    | 102.8   | 66.0    | 73.9    | 12      |
| 46.8            | 18.9    | 16.3    | 135.7     | 42.5               | 21.4    | 54.6                   | 42.3    | 31.1    | 40.6    | 55.9    | 93.4    | 1. 2024 |
| 175.3           | 74.7    | 63.8    | 95.7      | 100.0              | 56.8    | 113.4                  | 105.4   | 111.3   | 137.1   | 108.5   | 205.4   | 2       |
| 66.0            | 29.9    | 19.2    | 89.9      | 65.6               | 70.9    | 79.6                   | 80.2    | 79.5    | 102.0   | 73.3    | 98.1    | 3       |
| 41.9            | 33.2    | 35.3    | 45.2      | 49.3               | 60.6    | 53.4                   | 99.1    | 79.6    | 166.8   | 81.7    | 80.2    | 4       |
| 76.8            | 125.1   | 122.6   | 84.3      | 78.5               | 59.8    | 113.7                  | 69.3    | 102.0   | 148.4   | 101.6   | 42.9    | 5       |
| 93.8            | 115.9   | 101.8   | 86.9      | 95.4               | 98.3    | 101.9                  | 124.6   | 149.1   | 173.7   | 143.3   | 271.8   | 6       |
| 115.7           | 557.3   | 342.9   | 208.2     | 443.6              | 372.2   | 398.3                  | 209.2   | 250.4   | 362.4   | 197.8   | 156.0   | 7       |
| 87.2            | 72.8    | 86.7    | 33.7      | 20.6               | 118.3   | 129.1                  | 89.1    | 132.1   | 86.5    | 186.7   | 47.0    | 8       |
| 479.5           | 143.9   | 122.9   | 543.4     | 221.3              | 151.5   | 185.0                  | 237.0   | 181.4   | 420.3   | 124.1   | 126.2   | 9       |
| 167.4           | 74.0    | 82.1    | 227.2     | 74.9               | 94.9    | 80.2                   | 174.3   | 98.2    | 208.8   | 142.1   | 135.2   | 10      |
| 32.9            | 60.0    | 62.2    | 264.6     | 31.2               | 50.4    | 34.4                   | 67.5    | 66.5    | 99.1    | 61.3    | 335.7   | 11      |

Source: Korea Meteorological Administration.

## 4. 기 상 관 측 (계속)

|         | 수원                | 속초      | 춘천        | 청주       | 대전      | 서산      | 군산                           | 여수      | 포항      | 통영        | 서귀포      | 울진      |
|---------|-------------------|---------|-----------|----------|---------|---------|------------------------------|---------|---------|-----------|----------|---------|
|         | Suwon             | Sokcho  | Chuncheon | Cheongju | Daejeon | Seosan  | Gunsan                       | Yeosu   | Pohang  | Tongyeong | Seogwipo | Uljin   |
|         | 평 균 해 면 기 압 (hPa) |         |           |          |         |         | Mean air pressure(sea level) |         |         |           |          |         |
| 2017    | 1,016.9           | 1,015.1 | 1,016.7   | 1,016.6  | 1,017.1 | 1,017.5 | 1,017.0                      | 1,016.2 | 1,015.9 | 1,016.3   | 1,015.9  | 1,015.6 |
| 2018    | 1,017.2           | 1,015.8 | 1,017.2   | 1,016.8  | 1,017.2 | 1,017.5 | 1,017.0                      | 1,016.3 | 1,016.5 | 1,016.6   | 1,015.6  | 1,016.2 |
| 2019    | 1,016.7           | 1,015.2 | 1,016.6   | 1,016.5  | 1,016.9 | 1,016.8 | 1,016.7                      | 1,015.8 | 1,016.1 | 1,016.1   | 1,015.5  | 1,015.6 |
| 2020    | 1,016.9           | 1,015.3 | 1,016.6   | 1,016.8  | 1,017.1 | 1,016.9 | 1,016.9                      | 1,016.2 | 1,016.3 | 1,016.4   | 1,016.2  | 1,015.7 |
| 2021    | 1,016.8           | 1,015.5 | 1,016.7   | 1,016.8  | 1,017.0 | 1,016.7 | 1,017.2                      | 1,016.3 | 1,016.5 | 1,016.3   | 1,016.0  | 1,015.9 |
| 2022    | 1,017.1           | 1,015.4 | 1,016.9   | 1,016.5  | 1,017.0 | 1,016.9 | 1,017.6                      | 1,016.3 | 1,016.4 | 1,016.4   | 1,016.2  | 1,015.7 |
| 2023    | 1,016.6           | 1,015.4 | 1,016.4   | 1,016.2  | 1,016.6 | 1,016.6 | 1,017.3                      | 1,016.3 | 1,015.9 | 1,016.3   | 1,016.4  | 1,015.7 |
| 2023. 8 | 1,005.5           | 1,006.5 | 1,005.7   | 1,004.9  | 1,005.4 | 1,005.5 | 1,006.1                      | 1,005.4 | 1,005.8 | 1,005.4   | 1,005.3  | 1,006.3 |
| 9       | 1,013.1           | 1,013.9 | 1,013.5   | 1,012.6  | 1,012.9 | 1,012.9 | 1,013.4                      | 1,012.4 | 1,012.9 | 1,012.5   | 1,012.3  | 1,013.6 |
| 10      | 1,019.0           | 1,017.5 | 1,019.1   | 1,018.7  | 1,019.1 | 1,019.1 | 1,019.8                      | 1,018.5 | 1,017.8 | 1,018.3   | 1,018.6  | 1,017.9 |
| 11      | 1,022.0           | 1,018.6 | 1,021.4   | 1,021.7  | 1,022.1 | 1,022.0 | 1,022.9                      | 1,021.3 | 1,019.8 | 1,021.0   | 1,021.7  | 1,019.1 |
| 12      | 1,025.0           | 1,023.0 | 1,025.2   | 1,024.8  | 1,025.0 | 1,024.8 | 1,025.5                      | 1,024.2 | 1,023.2 | 1,024.0   | 1,024.2  | 1,022.9 |
| 2024. 1 | 1,025.8           | 1,023.4 | 1,025.6   | 1,025.6  | 1,025.6 | 1,025.8 | 1,026.3                      | 1,024.1 | 1,023.2 | 1,023.8   | 1,024.1  | 1,023.2 |
| 2       | 1,024.6           | 1,025.3 | 1,025.0   | 1,024.2  | 1,024.3 | 1,024.3 | 1,024.7                      | 1,023.4 | 1,024.0 | 1,023.5   | 1,022.5  | 1,024.8 |
| 3       | 1,018.6           | 1,017.3 | 1,018.1   | 1,018.4  | 1,018.7 | 1,018.9 | 1,019.7                      | 1,018.2 | 1,017.4 | 1,018.1   | 1,018.6  | 1,017.6 |
| 4       | 1,013.9           | 1,014.1 | 1,013.8   | 1,013.4  | 1,013.8 | 1,013.9 | 1,014.6                      | 1,013.9 | 1,013.8 | 1,014.0   | 1,013.6  | 1,014.4 |
| 5       | 1,013.3           | 1,011.8 | 1,012.7   | 1,012.9  | 1,013.3 | 1,013.6 | 1,014.4                      | 1,013.6 | 1,012.5 | 1,013.5   | 1,013.9  | 1,012.5 |
| 6       | 1,007.7           | 1,006.9 | 1,007.0   | 1,007.3  | 1,007.9 | 1,008.1 | 1,008.9                      | 1,008.5 | 1,007.1 | 1,008.4   | 1,008.8  | 1,007.6 |
| 7       | 1,006.4           | 1,005.1 | 1,006.1   | 1,006.3  | 1,006.9 | 1,006.5 | 1,007.7                      | 1,008.3 | 1,006.3 | 1,008.4   | 1,008.8  | 1,006.4 |
| 8       | 1,007.0           | 1,007.7 | 1,007.0   | 1,006.6  | 1,007.2 | 1,007.1 | 1,007.8                      | 1,007.2 | 1,006.7 | 1,006.9   | 1,007.0  | 1,008.0 |
| 9       | 1,012.9           | 1,014.8 | 1,013.5   | 1,012.4  | 1,012.9 | 1,012.8 | 1,013.3                      | 1,012.6 | 1,013.7 | 1,012.4   | 1,011.9  | 1,014.3 |
| 10      | 1,020.1           | 1,020.3 | 1,020.5   | 1,019.8  | 1,020.1 | 1,020.0 | 1,020.4                      | 1,018.9 | 1,019.8 | 1,018.6   | 1,017.8  | 1,020.3 |
| 11      | 1,022.1           | 1,020.9 | 1,022.0   | 1,021.9  | 1,022.2 | 1,022.2 | 1,022.9                      | 1,021.4 | 1,021.3 | 1,020.8   | 1,020.8  | 1,021.1 |
|         | 평 균 기 온 (℃)       |         |           |          |         |         | Mean air temperature         |         |         |           |          |         |
| 2017    | 12.6              | 13.1    | 11.7      | 13.4     | 13.4    | 12.2    | 13.1                         | 15.0    | 15.0    | 14.9      | 17.0     | 13.2    |
| 2018    | 12.7              | 12.6    | 11.6      | 13.5     | 13.5    | 12.2    | 13.2                         | 14.9    | 14.8    | 14.8      | 16.7     | 13.0    |
| 2019    | 13.2              | 13.8    | 12.3      | 14.2     | 14.0    | 12.7    | 13.5                         | 15.4    | 15.5    | 15.3      | 17.3     | 13.9    |
| 2020    | 12.9              | 13.3    | 12.2      | 13.9     | 13.7    | 12.6    | 13.4                         | 15.1    | 15.1    | 15.0      | 16.8     | 13.4    |
| 2021    | 13.4              | 13.2    | 12.4      | 14.4     | 14.3    | 13.2    | 13.9                         | 15.7    | 15.2    | 15.6      | 17.5     | 13.5    |
| 2022    | 12.8              | 12.9    | 11.9      | 13.9     | 13.5    | 12.3    | 13.2                         | 15.1    | 15.1    | 15.1      | 17.2     | 13.3    |
| 2023    | 13.3              | 13.6    | 12.4      | 14.8     | 14.0    | 13.3    | 13.9                         | 15.5    | 15.7    | 15.5      | 17.7     | 14.1    |
| 2023. 8 | 26.7              | 24.7    | 26.0      | 28.0     | 27.0    | 26.6    | 26.9                         | 27.5    | 27.0    | 27.4      | 28.0     | 25.4    |
| 9       | 23.1              | 21.7    | 21.9      | 24.0     | 22.8    | 22.8    | 23.2                         | 24.7    | 23.8    | 24.2      | 25.8     | 22.3    |
| 10      | 14.9              | 16.4    | 12.9      | 16.1     | 15.0    | 15.0    | 15.7                         | 18.0    | 17.3    | 17.5      | 19.9     | 15.6    |
| 11      | 6.7               | 8.8     | 5.2       | 8.3      | 7.6     | 7.6     | 8.6                          | 10.9    | 10.9    | 11.2      | 14.5     | 10.0    |
| 12      | 1.1               | 2.3     | -0.8      | 2.5      | 2.2     | 2.1     | 3.2                          | 5.7     | 5.0     | 6.0       | 9.9      | 3.9     |
| 2024. 1 | -0.6              | 0.6     | -2.1      | 0.6      | 0.3     | 0.0     | 1.2                          | 4.2     | 3.8     | 4.4       | 8.5      | 2.4     |
| 2       | 3.4               | 1.9     | 2.1       | 4.6      | 4.3     | 3.1     | 4.4                          | 6.6     | 6.3     | 6.9       | 10.3     | 4.3     |
| 3       | 6.5               | 5.7     | 5.5       | 7.9      | 7.2     | 6.0     | 6.7                          | 9.0     | 8.7     | 9.2       | 11.1     | 6.9     |
| 4       | 15.0              | 13.9    | 15.0      | 17.0     | 16.1    | 14.4    | 14.2                         | 15.4    | 15.8    | 15.0      | 16.8     | 13.9    |
| 5       | 17.2              | 17.8    | 17.4      | 19.4     | 18.5    | 16.8    | 17.2                         | 18.5    | 19.1    | 18.2      | 19.3     | 17.0    |
| 6       | 22.9              | 22.3    | 23.5      | 24.9     | 24.0    | 22.7    | 22.5                         | 22.4    | 23.7    | 21.8      | 22.6     | 21.2    |
| 7       | 26.1              | 26.8    | 25.8      | 27.6     | 26.6    | 26.0    | 26.8                         | 25.8    | 27.6    | 25.4      | 27.3     | 25.7    |
| 8       | 28.4              | 27.6    | 28.0      | 29.8     | 28.7    | 28.2    | 28.6                         | 28.9    | 28.3    | 28.6      | 29.8     | 27.1    |
| 9       | 25.1              | 22.1    | 23.3      | 26.4     | 25.8    | 25.1    | 25.9                         | 26.9    | 25.1    | 26.6      | 27.9     | 23.4    |
| 10      | 16.1              | 16.1    | 14.5      | 16.9     | 16.3    | 16.1    | 16.7                         | 19.2    | 18.5    | 19.1      | 21.7     | 16.6    |
| 11      | 9.0               | 10.8    | 7.6       | 10.5     | 9.7     | 9.4     | 10.3                         | 13.2    | 12.3    | 12.9      | 15.9     | 11.1    |

## 4. Meteorological Observation (Cont'd)

| 수원              | 속초      | 춘천        | 청주       | 대전      | 서산      | 군산                     | 여수      | 포항      | 통영        | 서귀포      | 울진      |         |
|-----------------|---------|-----------|----------|---------|---------|------------------------|---------|---------|-----------|----------|---------|---------|
| Suwon           | Sokcho  | Chuncheon | Cheongju | Daejeon | Seosan  | Gunsan                 | Yeosu   | Pohang  | Tongyeong | Seogwipo | Uljin   |         |
| 평 균 상 대 습 도 (%) |         |           |          |         |         | Mean relative humidity |         |         |           |          |         |         |
| 67              | 62      | 70        | 58       | 68      | 78      | 76                     | 63      | 60      | 69        | 72       | 64      | 2017    |
| 67              | 62      | 69        | 60       | 69      | 73      | 75                     | 68      | 64      | 70        | 79       | 66      | 2018    |
| 70              | 61      | 68        | 61       | 69      | 72      | 75                     | 68      | 64      | 69        | 78       | 66      | 2019    |
| 76              | 62      | 69        | 63       | 71      | 73      | 75                     | 68      | 63      | 73        | 79       | 67      | 2020    |
| 72              | 65      | 70        | 63       | 72      | 74      | 75                     | 67      | 64      | 73        | 76       | 69      | 2021    |
| 69              | 62      | 70        | 60       | 62      | 73      | 73                     | 63      | 61      | 69        | 74       | 65      | 2022    |
| 70              | 64      | 69        | 61       | 65      | 74      | 74                     | 69      | 61      | 71        | 73       | 66      | 2023    |
| 78              | 85      | 77        | 71       | 76      | 81      | 82                     | 80      | 77      | 81        | 78       | 85      | 8. 2023 |
| 77              | 81      | 78        | 71       | 77      | 81      | 81                     | 77      | 76      | 80        | 75       | 83      |         |
| 72              | 59      | 78        | 64       | 69      | 76      | 74                     | 61      | 58      | 66        | 59       | 66      | 10      |
| 67              | 48      | 66        | 60       | 64      | 73      | 72                     | 62      | 49      | 62        | 66       | 51      | 11      |
| 71              | 56      | 72        | 66       | 70      | 79      | 78                     | 65      | 53      | 64        | 69       | 54      | 12      |
| 68              | 53      | 68        | 64       | 67      | 75      | 74                     | 59      | 52      | 62        | 66       | 54      | 1. 2024 |
| 76              | 75      | 72        | 68       | 70      | 81      | 79                     | 72      | 69      | 73        | 74       | 74      |         |
| 64              | 58      | 57        | 53       | 57      | 68      | 72                     | 60      | 55      | 63        | 67       | 61      |         |
| 64              | 66      | 57        | 54       | 59      | 69      | 76                     | 74      | 65      | 77        | 75       | 71      | 4       |
| 68              | 61      | 63        | 57       | 62      | 74      | 76                     | 67      | 59      | 70        | 66       | 67      | 5       |
| 67              | 74      | 63        | 57       | 62      | 71      | 77                     | 75      | 65      | 79        | 79       | 76      | 6       |
| 82              | 75      | 79        | 74       | 81      | 86      | 85                     | 91      | 73      | 89        | 89       | 80      | 7       |
| 77              | 79      | 75        | 68       | 75      | 81      | 81                     | 77      | 75      | 77        | 74       | 82      | 8       |
| 74              | 85      | 78        | 68       | 73      | 80      | 78                     | 75      | 78      | 76        | 75       | 86      | 9       |
| 73              | 74      | 79        | 71       | 80      | 78      | 81                     | 70      | 71      | 73        | 72       | 79      | 10      |
| 67              | 61      | 71        | 62       | 69      | 71      | 70                     | 62      | 64      | 67        | 68       | 70      | 11      |
| 강 수 량 (mm)      |         |           |          |         |         | Precipitation          |         |         |           |          |         |         |
| 1,328.6         | 1,208.2 | 1,217.2   | 1,301.2  | 1,127.5 | 830.4   | 774.4                  | 1,019.6 | 674.3   | 1,249.4   | 1,334.0  | 857.5   | 2017    |
| 1,293.1         | 1,777.0 | 1,401.5   | 1,381.6  | 1,542.1 | 1,227.2 | 1,637.1                | 1,578.7 | 1,284.3 | 2,118.7   | 2,166.2  | 1,436.2 | 2018    |
| 915.8           | 1,355.5 | 923.2     | 856.7    | 984.2   | 915.0   | 1,008.1                | 1,529.9 | 1,425.1 | 1,684.6   | 2,210.3  | 1,581.2 | 2019    |
| 1,635.5         | 2,085.8 | 1,550.9   | 1,358.6  | 1,614.0 | 1,488.7 | 1,664.8                | 1,751.9 | 1,238.9 | 2,137.7   | 2,089.6  | 1,336.2 | 2020    |
| 1,084.4         | -       | -         | 1,001.6  | 1,109.5 | 1,207.3 | 1,151.7                | 1,571.2 | 1,405.7 | 1,800.1   | 2,136.2  | -       | 2021    |
| 1,864.0         | 1,637.3 | 1,728.4   | 1,236.4  | 1,203.1 | 1,570.7 | -                      | 1,067.4 | 1,061.6 | -         | 1,561.3  | 1,100.0 | 2022    |
| -               | 1,768.8 | 1,389.8   | 1,805.6  | 2,042.5 | 1,529.7 | 2,120.8                | 1,935.4 | 1,112.2 | 2,134.3   | 2,220.7  | 1,317.0 | 2023    |
| 200.7           | 669.6   | 215.2     | 297.7    | 326.9   | 225.0   | 178.8                  | 247.0   | 272.5   | 391.6     | 218.9    | 250.1   | 8. 2023 |
| 135.6           | 208.2   | 122.8     | 270.6    | 310.2   | 166.1   | 199.3                  | 203.2   | 142.1   | 283.7     | 126.4    | 274.9   |         |
| 35.8            | 31.4    | 28.2      | 17.4     | 12.2    | 39.6    | 20.5                   | 3.1     | 4.4     | 4.1       | 5.9      | 11.8    | 10      |
| 99.0            | 60.1    | 86.2      | 41.5     | 40.3    | 122.9   | 80.2                   | 45.5    | 13.1    | 47.8      | 45.2     | 37.4    | 11      |
| 83.5            | 205.0   | 91.8      | 97.3     | 124.1   | 106.5   | 139.0                  | 71.1    | 106.4   | 67.2      | 74.7     | 139.7   | 12      |
| 21.2            | 11.6    | 9.3       | 37.2     | 47.8    | 34.4    | 57.4                   | 42.6    | 27.4    | 35.2      | 56.8     | 35.5    | 1. 2024 |
| 74.8            | 125.7   | 54.3      | 79.1     | 93.9    | 86.4    | 138.9                  | 147.4   | 113.9   | 116.6     | 147.7    | 112.5   |         |
| 30.2            | 58.6    | 44.3      | 37.9     | 57.9    | 26.1    | 54.7                   | 93.2    | 84.5    | 113.2     | 155.5    | 63.5    |         |
| 55.0            | 63.4    | 31.4      | 49.1     | 32.7    | 45.0    | 53.4                   | 210.5   | 65.0    | 195.7     | 271.3    | 54.0    | 4       |
| 109.4           | 63.4    | 117.8     | 122.7    | 126.8   | 157.4   | 108.3                  | 155.9   | 62.9    | 147.9     | 214.3    | 38.3    | 5       |
| 137.5           | 133.8   | 141.8     | 84.7     | 76.9    | 120.4   | 73.7                   | 180.1   | 97.7    | 208.2     | 615.6    | 80.2    | 6       |
| 403.3           | 109.3   | 439.9     | 520.6    | 485.1   | 556.1   | 606.5                  | 375.5   | 270.6   | 458.0     | 193.7    | 225.2   | 7       |
| 127.6           | 46.4    | 76.4      | 113.1    | 87.3    | 197.6   | 19.0                   | 35.3    | 18.9    | 44.3      | 124.5    | 54.0    | 8       |
| 219.4           | 457.9   | 207.4     | 328.0    | 204.6   | 354.2   | 188.6                  | 184.3   | 151.0   | 283.7     | 119.5    | 241.5   | 9       |
| 97.2            | 143.2   | 64.9      | 112.7    | 109.2   | 150.3   | 111.6                  | 176.3   | 132.9   | 216.1     | 126.0    | 77.3    | 10      |
| 98.1            | 17.6    | 29.7      | 41.2     | 34.6    | 62.1    | 48.1                   | 109.2   | 64.0    | 117.6     | 220.9    | 19.0    | 11      |

## 5. 대기중 중금속 오염도 현황<sup>1)2)3)</sup>

### Heavy Metal Concentrations in the Atmosphere

단위:  $\mu\text{g}/\text{m}^3$ In  $\mu\text{g}/\text{m}^3$ 

|         | 서 울     | 부 산     | 대 구     | 인 천     | 광 주     | 대 전     | 울 산     | 세 중     | 수 원     | 안 산     | 여 수     | 포 항     |
|---------|---------|---------|---------|---------|---------|---------|---------|---------|---------|---------|---------|---------|
|         | Seoul   | Busan   | Daegu   | Incheon | Gwangju | Daejeon | Ulsan   | Sejong  | Suwon   | Ansan   | Yeosu   | Pohang  |
|         | 납 Pb    |         |         |         |         |         |         |         |         |         |         |         |
| 2019    | 0.0258  | 0.0183  | 0.0236  | 0.0192  | 0.0106  | 0.0162  | 0.0187  | -       | 0.0254  | 0.0628  | 0.0087  | 0.0269  |
| 2020    | 0.0207  | 0.0146  | 0.0211  | 0.0240  | 0.0088  | 0.0172  | 0.0407  | 0.0116  | 0.0222  | 0.0479  | 0.0074  | 0.0213  |
| 2021    | 0.0201  | 0.0144  | 0.0157  | 0.0158  | 0.0055  | 0.0112  | 0.0357  | 0.0108  | 0.0186  | 0.0463  | 0.0061  | 0.0230  |
| 2022    | 0.0176  | 0.0145  | 0.0167  | 0.0119  | 0.0075  | 0.0129  | 0.0381  | 0.0100  | 0.0166  | 0.0382  | 0.0085  | 0.0233  |
| 2023    | 0.02029 | 0.00975 | 0.02912 | 0.01934 | 0.01066 | 0.00965 | 0.05254 | 0.00991 | 0.01916 | 0.03977 | 0.00982 | 0.02447 |
| 2023. 1 | 0.03631 | 0.00985 | 0.04628 | 0.02699 | 0.01481 | 0.01882 | 0.05082 | 0.01634 | 0.03139 | 0.05142 | 0.01478 | 0.04267 |
| 2       | 0.04564 | 0.01025 | 0.06889 | 0.03797 | 0.01650 | 0.02185 | 0.06847 | 0.01774 | 0.04489 | 0.08645 | 0.01799 | 0.02874 |
| 3       | 0.02126 | 0.01537 | 0.01796 | 0.02077 | 0.01228 | 0.00920 | 0.03881 | 0.01230 | 0.01944 | 0.06698 | 0.01327 | 0.03131 |
| 4       | 0.01835 | 0.00704 | 0.00713 | 0.01772 | 0.00581 | 0.00561 | 0.06852 | 0.00618 | 0.01550 | 0.05750 | 0.00642 | 0.02916 |
| 5       | 0.03139 | 0.02094 | 0.01663 | 0.03493 | 0.01457 | 0.01430 | 0.06007 | 0.00993 | 0.03015 | 0.05920 | 0.01363 | 0.02632 |
| 6       | 0.00912 | 0.00819 | 0.02349 | 0.00720 | 0.00462 | 0.00618 | 0.05428 | 0.00447 | 0.01734 | 0.02003 | 0.00442 | 0.01657 |
| 7       | 0.00598 | 0.00161 | 0.01260 | 0.00883 | 0.00268 | 0.00553 | 0.04720 | 0.01176 | 0.00490 | 0.01547 | 0.00127 | 0.01118 |
| 8       | 0.00291 | 0.00642 | 0.01288 | 0.00417 | 0.00963 | 0.00523 | 0.01803 | 0.00403 | 0.00267 | 0.00850 | 0.00699 | 0.01695 |
| 9       | 0.02587 | 0.00752 | 0.02378 | 0.02850 | 0.01093 | 0.00706 | 0.03143 | 0.01189 | 0.02251 | 0.03227 | 0.00861 | 0.03386 |
| 10      | 0.02249 | 0.01333 | 0.03255 | 0.02194 | 0.01961 | 0.00795 | 0.06436 | 0.00991 | 0.01833 | 0.03945 | 0.01158 | 0.02603 |
| 11      | 0.01726 | 0.00740 | 0.13477 | 0.01785 | 0.01124 | 0.01025 | 0.08782 | 0.00766 | 0.02014 | 0.03336 | 0.00938 | 0.01513 |
| 12      | 0.00479 | 0.00842 | 0.00945 | 0.00510 | 0.00593 | 0.00392 | 0.03615 | 0.00669 | 0.00265 | 0.00658 | 0.00986 | 0.01302 |
| 2024. 1 | 0.04081 | 0.01529 | 0.02425 | 0.03576 | 0.01867 | 0.01456 | 0.09149 | 0.01637 | 0.03370 | 0.04898 | 0.01504 | 0.01935 |
| 2       | 0.04017 | 0.01070 | 0.01450 | 0.04866 | 0.01135 | 0.01372 | 0.07537 | 0.01902 | 0.01953 | 0.06143 | 0.00947 | 0.01446 |
| 3       | 0.01831 | 0.00761 | 0.01113 | 0.01871 | 0.01212 | 0.00901 | 0.04459 | 0.00851 | 0.01790 | 0.06771 | 0.01145 | 0.01980 |
| 4       | 0.01326 | 0.00978 | 0.01432 | 0.01543 | 0.01073 | 0.00515 | 0.05361 | 0.00950 | 0.01640 | 0.04441 | 0.00982 | 0.02601 |
| 5       | 0.00717 | 0.00627 | -       | 0.00654 | 0.00648 | 0.00737 | 0.03666 | 0.00373 | 0.00634 | 0.01258 | 0.00579 | 0.00943 |
| 6       | 0.01567 | 0.00651 | 0.01180 | 0.01344 | 0.00895 | 0.00453 | 0.06972 | 0.01755 | 0.02285 | 0.05607 | 0.00563 | 0.01966 |
| 7       | 0.01173 | 0.00613 | 0.00171 | 0.00961 | 0.00823 | 0.00339 | 0.11563 | 0.00563 | 0.01582 | 0.04874 | 0.00248 | 0.01814 |
| 8       | 0.01462 | 0.03711 | 0.01200 | 0.01123 | 0.00764 | 0.00301 | 0.11613 | 0.00425 | 0.01179 | 0.04335 | 0.00961 | 0.01423 |

주: 1) 2013. 1월부터 대기중금속측정망 측정방법 변경(TSP → PM-10)

2) 도시별 측정소 평균값 자료임

3) 2023년부터 유효자릿수 확대로 소수점 다섯째 자리까지

측정값 표기(대기환경측정망 설치·운영지침(2022))

자료: 환경부 대기환경정책과

Note: 1) Change in the measuring method in the measuring networks of heavy metal concentration in the atmosphere since Jan. 2013.

2) Average data for observation centers of cities.

3) Since 2023, the measurement precision has been updated to include an additional

decimal place, which extended to five decimal place (the guidance for the establish-

ment and operation of the atmospheric environment measuring networks 2022)

Source: Ministry of Environment.

## 6. 주요 도시 빗물의 산도<sup>1)</sup> Acidity(pH) of Rain in Major Cities

단위: pH

In pH

|         | 서울<br>(은평구) | 부산<br>(덕천동) | 대구<br>(지산동) | 인천<br>(구월동) | 광주<br>(농성동) | 대전<br>(구성동) | 원주<br>(반곡동) | 목포<br>(용당동) | 창원<br>(명서동) | 제주<br>(고산리) |
|---------|-------------|-------------|-------------|-------------|-------------|-------------|-------------|-------------|-------------|-------------|
|         | Seoul       | Busan       | Daegu       | Incheon     | Gwangju     | Daejeon     | Wonju       | Mokpo       | Changwon    | Jeju        |
| 2019    | 4.9         | 5.4         | 5.6         | 4.9         | 5.8         | 5.3         | 5.9         | 5.4         | 5.3         | 5.4         |
| 2020    | 4.9         | 5.3         | 5.3         | 4.9         | 6.0         | 5.4         | 6.2         | 5.7         | 5.1         | 6.4         |
| 2021    | 5.5         | 5.8         | 5.8         | 5.4         | 6.3         | 5.4         | 5.8         | 5.9         | 5.5         | 5.7         |
| 2022    | 5.5         | 5.5         | 5.6         | 5.6         | 6.8         | 6.1         | 6.1         | 6.4         | 5.1         | 6.2         |
| 2023    | 4.8         | 5.5         | 5.4         | 5.2         | 5.9         | 6.0         | 5.8         | 5.8         | 5.6         | 5.6         |
| 2023. 1 | 5.9         | 5.9         | 5.8         | 5.8         | 6.9         | 5.9         | 6.7         | 7.2         | 6.0         | 7.0         |
| 2       | -           | -           | 6.7         | -           | 6.8         | 6.1         | -           | 6.7         | 6.5         | 6.4         |
| 3       | 6.7         | 6.5         | 6.4         | 6.8         | 5.5         | 6.2         | 6.8         | 6.4         | 6.6         | 6.6         |
| 4       | 4.7         | 6.4         | 5.5         | 5.4         | 6.5         | 6.0         | 6.8         | 6.5         | 6.5         | 6.2         |
| 5       | 4.4         | 6.2         | 6.3         | 4.8         | 6.4         | 6.2         | 6.4         | 6.4         | 6.3         | 6.2         |
| 6       | 5.2         | 5.2         | 5.9         | 5.1         | 6.1         | 5.6         | 6.5         | 5.9         | 5.4         | 5.9         |
| 7       | 5.2         | 6.0         | 6.3         | 6.1         | 5.9         | 6.1         | 5.4         | 5.9         | 6.2         | 5.5         |
| 8       | 4.7         | 5.8         | 4.9         | 5.8         | 6.2         | 5.7         | 6.3         | 6.2         | 5.8         | 5.1         |
| 9       | 5.2         | 5.1         | 5.0         | 5.5         | 5.6         | 6.3         | 6.1         | 5.7         | 5.0         | -           |
| 10      | 4.4         | -           | 6.1         | 4.1         | 5.6         | 5.9         | 6.4         | 6.0         | 6.4         | -           |
| 11      | 4.8         | 5.2         | 5.7         | 5.4         | 6.0         | 5.8         | 6.2         | 5.4         | 6.2         | -           |
| 12      | 5.1         | 4.9         | 5.9         | 5.0         | 5.2         | 5.9         | -           | 5.1         | 5.3         | -           |
| 2024. 1 | 5.3         | 5.4         | 5.8         | 5.3         | 6.1         | 5.7         | 6.0         | 6.1         | 5.8         | -           |
| 2       | 5.7         | 5.8         | 6.3         | 5.5         | 6.3         | 6.1         | -           | 5.9         | 6.4         | -           |
| 3       | 5.1         | 6.1         | 6.3         | 6.3         | 6.5         | 5.9         | -           | 6.8         | 6.7         | 5.9         |
| 4       | 5.3         | 6.2         | 5.6         | 6.3         | 6.4         | 6.3         | -           | 6.6         | 6.4         | 5.5         |
| 5       | 5.1         | 6.2         | 6.6         | 5.3         | 6.5         | 5.7         | 6.8         | 6.2         | 5.6         | 5.6         |
| 6       | 5.2         | 6.2         | 6.0         | 5.3         | 6.1         | 6.2         | 6.8         | 6.1         | 5.6         | 6.0         |
| 7       | 4.9         | 6.3         | 6.4         | 5.0         | 6.2         | 5.8         | 6.4         | 6.1         | 6.2         | 5.3         |
| 8       | 5.5         | 6.1         | 6.2         | 4.5         | 6.4         | 5.7         | 6.6         | 6.5         | 6.2         | 5.4         |

주: 1) 2002. 1월부터 도시평균이 아닌 측정지점별 자료임  
자료: 환경부 대기환경정책과

Note: 1) Data are not the average of city but that of the place measured since Jan, 2002.  
Source: Ministry of Environment.



7. 주요 도시별 대기오염도<sup>1)</sup>

|  | 서 울    | 부 산    | 대 구    | 인 천     | 광 주     | 대 전     | 울 산    | 세 중    |
|--|--------|--------|--------|---------|---------|---------|--------|--------|
|  | Seoul  | Busan  | Daegu  | Incheon | Gwangju | Daejeon | Ulsan  | Sejong |
| 이 산 화 황 <sup>2)6)</sup> SO <sub>2</sub> (ppm)    |        |        |        |         |         |         |        |        |
| 2017   | 0.005  | 0.005  | 0.003  | 0.006   | 0.003   | 0.003   | 0.006  | 0.003  |
| 2018   | 0.004  | 0.005  | 0.003  | 0.005   | 0.003   | 0.002   | 0.006  | -0.003 |
| 2019   | 0.004  | 0.005  | 0.003  | 0.005   | 0.003   | 0.002   | 0.005  | 0.003  |
| 2020   | 0.003  | 0.004  | 0.002  | 0.004   | -0.003  | 0.002   | 0.004  | 0.003  |
| 2021   | 0.003  | 0.003  | 0.002  | 0.003   | 0.003   | 0.003   | 0.003  | 0.003  |
| 2022   | 0.003  | 0.003  | 0.002  | 0.003   | 0.003   | 0.003   | 0.003  | 0.003  |
| 2023   | 0.0028 | 0.0027 | 0.0020 | 0.0032  | 0.0026  | 0.0026  | 0.0034 | 0.0027 |
| 2023. 8  | 0.0027 | 0.0024 | 0.0018 | 0.0030  | 0.0025  | 0.0025  | 0.0038 | 0.0028 |
| 9  | 0.0026 | 0.0024 | 0.0017 | 0.0030  | 0.0025  | 0.0024  | 0.0030 | 0.0027 |
| 10   | 0.0027 | 0.0025 | 0.0018 | 0.0032  | 0.0027  | 0.0025  | 0.0028 | 0.0026 |
| 11   | 0.0027 | 0.0027 | 0.0021 | 0.0032  | 0.0027  | 0.0026  | 0.0029 | 0.0027 |
| 12   | 0.0027 | 0.0028 | 0.0021 | 0.0034  | 0.0028  | 0.0029  | 0.0027 | 0.0028 |
| 2024. 1  | 0.0029 | 0.0030 | 0.0023 | 0.0036  | 0.0028  | 0.0028  | 0.0028 | 0.0030 |
| 2  | 0.0026 | 0.0027 | 0.0019 | 0.0032  | 0.0026  | 0.0025  | 0.0029 | 0.0026 |
| 3  | 0.0026 | 0.0028 | 0.0019 | 0.0031  | 0.0025  | 0.0027  | 0.0029 | 0.0027 |
| 4  | 0.0029 | 0.0029 | 0.0020 | 0.0033  | 0.0027  | 0.0028  | 0.0039 | 0.0026 |
| 5  | 0.0027 | 0.0030 | 0.0021 | 0.0031  | 0.0027  | 0.0027  | 0.0037 | 0.0025 |
| 6  | 0.0029 | 0.0032 | 0.0022 | 0.0031  | 0.0028  | 0.0026  | 0.0045 | 0.0027 |
| 7  | 0.0023 | 0.0026 | 0.0020 | 0.0025  | 0.0024  | 0.0023  | 0.0038 | 0.0025 |
| 8  | 0.0023 | 0.0029 | 0.0022 | 0.0028  | 0.0025  | 0.0024  | 0.0035 | 0.0028 |
| 미 세 먼 지 <sup>3)</sup> PM-10 (μg/m <sup>3</sup> ) |        |        |        |         |         |         |        |        |
| 2017   | 44     | 44     | 42     | 46      | 40      | 45      | 43     | 47     |
| 2018   | 40     | 41     | 39     | 40      | 41      | 44      | 40     | -40    |
| 2019   | 42     | 36     | 39     | 43      | 42      | 42      | 37     | 44     |
| 2020   | 35     | 30     | 34     | 34      | -30     | 33      | 30     | 36     |
| 2021   | 38     | 32     | 35     | 39      | 34      | 36      | 30     | 39     |
| 2022   | 33     | 27     | 30     | 33      | 28      | 31      | 29     | 34     |
| 2023   | 38     | 31     | 35     | 41      | 33      | 36      | 35     | 38     |
| 2023. 8  | 21     | 17     | 18     | 23      | 18      | 21      | 21     | 21     |
| 9  | 20     | 16     | 18     | 23      | 18      | 19      | 20     | 20     |
| 10   | 28     | 24     | 27     | 31      | 26      | 26      | 26     | 28     |
| 11   | 30     | 25     | 30     | 34      | 26      | 27      | 28     | 28     |
| 12   | 36     | 31     | 37     | 39      | 32      | 34      | 32     | 39     |
| 2024. 1  | 36     | 27     | 34     | 38      | 28      | 34      | 27     | 38     |
| 2  | 33     | 22     | 26     | 35      | 28      | 29      | 24     | 35     |
| 3  | 49     | 38     | 41     | 51      | 39      | 42      | 40     | 44     |
| 4  | 50     | 54     | 53     | 51      | 40      | 45      | 61     | 47     |
| 5  | 30     | 27     | 29     | 31      | 28      | 28      | 31     | 29     |
| 6  | 31     | 26     | 27     | 30      | 23      | 27      | 34     | 28     |
| 7  | 20     | 15     | 16     | 23      | 14      | 15      | 22     | 17     |
| 8  | 24     | 19     | 17     | 27      | 19      | 19      | 23     | 23     |

주: 1) (-)음의 값은 자료 획득률이 50% ~ 75% 미만인 도시의 월평균 값임

2) 대기환경기준은 연평균치 0.02ppm 이하임

3) 대기환경기준은 연평균치 50μg/m<sup>3</sup> 이하임

4) 대기환경기준은 8시간 평균치 0.06ppm 이하임

5) 대기환경기준은 연평균치 0.03ppm 이하임

6) 2023년부터 유효자릿수 확대 소수점 넷째 자리까지 측정값 표기(대기환경측정망 설치-운영지침(2022))

자료: 환경부 대기환경정책과



7. Air Quality in Major Cities<sup>1)</sup>

| 서울  | 부산     | 대구     | 인천      | 광주      | 대전      | 울산     | 세종     |         |
|---|--------|--------|---------|---------|---------|--------|--------|---------|
| Seoul                                       | Busan  | Daegu  | Incheon | Gwangju | Daejeon | Ulsan  | Sejong |         |
| 오존 <sup>4)6)</sup> O <sub>3</sub> (ppm)     |        |        |         |         |         |        |        |         |
| 0.025                                       | 0.032  | 0.029  | 0.026   | 0.030   | 0.029   | 0.031  | 0.030  | 2017    |
| 0.023                                       | 0.029  | 0.027  | 0.025   | 0.028   | 0.027   | 0.028  | -0.026 | 2018    |
| 0.025                                       | 0.030  | 0.029  | 0.028   | 0.030   | 0.025   | 0.031  | 0.028  | 2019    |
| 0.025                                       | 0.031  | 0.028  | 0.029   | -0.029  | 0.027   | 0.032  | 0.029  | 2020    |
| 0.028                                       | 0.033  | 0.030  | 0.032   | 0.033   | 0.029   | 0.033  | 0.031  | 2021    |
| 0.029                                       | 0.033  | 0.032  | 0.031   | 0.034   | 0.030   | 0.034  | 0.031  | 2022    |
| 0.0310                                      | 0.0327 | 0.0310 | 0.0330  | 0.0334  | 0.0306  | 0.0332 | 0.0303 | 2023    |
| 0.0346                                      | 0.0304 | 0.0291 | 0.0339  | 0.0323  | 0.0319  | 0.0282 | 0.0318 | 8. 2023 |
| 0.0326                                      | 0.0303 | 0.0282 | 0.0338  | 0.0320  | 0.0293  | 0.0307 | 0.0289 | 9       |
| 0.0264                                      | 0.0340 | 0.0264 | 0.0309  | 0.0315  | 0.0271  | 0.0341 | 0.0246 | 10      |
| 0.0228                                      | 0.0278 | 0.0237 | 0.0258  | 0.0266  | 0.0240  | 0.0292 | 0.0231 | 11      |
| 0.0176                                      | 0.0253 | 0.0208 | 0.0208  | 0.0238  | 0.0199  | 0.0274 | 0.0199 | 12      |
| 0.0187                                      | 0.0245 | 0.0215 | 0.0224  | 0.0260  | 0.0195  | 0.0269 | 0.0187 | 1. 2024 |
| 0.0247                                      | 0.0314 | 0.0277 | 0.0272  | 0.0307  | 0.0256  | 0.0330 | 0.0200 | 2       |
| 0.0347                                      | 0.0413 | 0.0379 | 0.0369  | 0.0397  | 0.0368  | 0.0417 | 0.0276 | 3       |
| 0.0425                                      | 0.0403 | 0.0418 | 0.0417  | 0.0409  | 0.0417  | 0.0390 | 0.0278 | 4       |
| 0.0443                                      | 0.0437 | 0.0475 | 0.0428  | 0.0447  | 0.0425  | 0.0416 | 0.0280 | 5       |
| 0.0548                                      | 0.0424 | 0.0502 | 0.0496  | 0.0455  | 0.0487  | 0.0421 | 0.0386 | 6       |
| 0.0362                                      | 0.0247 | 0.0296 | 0.0362  | 0.0270  | 0.0288  | 0.0257 | 0.0285 | 7       |
| 0.0427                                      | 0.0361 | 0.0364 | 0.0423  | 0.0330  | 0.0344  | 0.0329 | 0.0336 | 8       |
| 이산화질소 <sup>5)6)</sup> NO <sub>2</sub> (ppm) |        |        |         |         |         |        |        |         |
| 0.030                                       | 0.020  | 0.020  | 0.024   | 0.019   | 0.018   | 0.022  | 0.020  | 2017    |
| 0.028                                       | 0.019  | 0.019  | 0.025   | 0.017   | 0.019   | 0.020  | -0.018 | 2018    |
| 0.028                                       | 0.019  | 0.019  | 0.024   | 0.018   | 0.019   | 0.020  | 0.019  | 2019    |
| 0.024                                       | 0.016  | 0.017  | 0.020   | -0.014  | 0.018   | 0.018  | 0.017  | 2020    |
| 0.024                                       | 0.015  | 0.016  | 0.021   | 0.014   | 0.017   | 0.017  | 0.016  | 2021    |
| 0.021                                       | 0.015  | 0.015  | 0.019   | 0.014   | 0.017   | 0.016  | 0.016  | 2022    |
| 0.0204                                      | 0.0141 | 0.0151 | 0.0186  | 0.0137  | 0.0163  | 0.0162 | 0.0139 | 2023    |
| 0.0123                                      | 0.0092 | 0.0076 | 0.0114  | 0.0078  | 0.0097  | 0.0116 | 0.0084 | 8. 2023 |
| 0.0137                                      | 0.0105 | 0.0097 | 0.0134  | 0.0097  | 0.0115  | 0.0119 | 0.0101 | 9       |
| 0.0211                                      | 0.0147 | 0.0160 | 0.0180  | 0.0136  | 0.0162  | 0.0158 | 0.0137 | 10      |
| 0.0216                                      | 0.0162 | 0.0195 | 0.0186  | 0.0161  | 0.0187  | 0.0172 | 0.0155 | 11      |
| 0.0283                                      | 0.0179 | 0.0218 | 0.0250  | 0.0195  | 0.0234  | 0.0183 | 0.0191 | 12      |
| 0.0278                                      | 0.0182 | 0.0214 | 0.0236  | 0.0192  | 0.0218  | 0.0189 | 0.0188 | 1. 2024 |
| 0.0246                                      | 0.0139 | 0.0163 | 0.0215  | 0.0165  | 0.0179  | 0.0151 | 0.0156 | 2       |
| 0.0212                                      | 0.0134 | 0.0145 | 0.0184  | 0.0154  | 0.0164  | 0.0148 | 0.0127 | 3       |
| 0.0215                                      | 0.0165 | 0.0138 | 0.0210  | 0.0135  | 0.0148  | 0.0194 | 0.0120 | 4       |
| 0.0156                                      | 0.0134 | 0.0101 | 0.0137  | 0.0108  | 0.0120  | 0.0158 | 0.0091 | 5       |
| 0.0153                                      | 0.0137 | 0.0101 | 0.0130  | 0.0098  | 0.0111  | 0.0175 | 0.0090 | 6       |
| 0.0110                                      | 0.0108 | 0.0072 | 0.0095  | 0.0069  | 0.0084  | 0.0129 | 0.0063 | 7       |
| 0.0118                                      | 0.0086 | 0.0072 | 0.0107  | 0.0085  | 0.0096  | 0.0100 | 0.0077 | 8       |

Note: 1) Minus values are the monthly average for cities whose data acquisition rates record between 50% and 75%.

2) The air quality standard of SO<sub>2</sub> is 0.02ppm or less on annual average. 3) The air quality standard of PM-10 is 50 $\mu$ g/m<sup>3</sup> or less on annual average.

4) The air quality standard of O<sub>3</sub> is 0.06ppm or less on average for eight hours. 5) The air quality standard of NO<sub>2</sub> 0.03ppm or less on annual average.

6) Since 2023, the measurement precision has been updated to include an additional decimal place, which extended to four decimal place (the guidance for the establishment and operation of the atmospheric environment measuring networks 2022)

Source: Ministry of Environment.

7. 주요 도시별 대기오염도(계속)<sup>1)</sup>

|  | 수 원    | 안 산    | 과 천      | 부 천     | 원 주    | 청 주 <sup>7)</sup> | 천 안     |
|--|--------|--------|----------|---------|--------|-------------------|---------|
|  | Suwon  | Ansan  | Gwacheon | Bucheon | Wonju  | Cheongju          | Cheonan |
| 이 산 화 황 <sup>2)6)</sup> SO <sub>2</sub> (ppm)    |        |        |          |         |        |                   |         |
| 2017   | 0.004  | 0.005  | 0.004    | 0.006   | 0.003  | 0.004             | 0.003   |
| 2018   | 0.003  | 0.005  | 0.003    | 0.004   | -0.003 | 0.004             | 0.004   |
| 2019   | 0.003  | 0.004  | 0.003    | 0.005   | 0.003  | 0.003             | -0.004  |
| 2020   | 0.003  | 0.003  | 0.003    | 0.004   | 0.003  | 0.003             | 0.003   |
| 2021   | 0.002  | 0.003  | 0.002    | 0.003   | 0.003  | 0.002             | 0.004   |
| 2022   | 0.002  | 0.003  | 0.002    | 0.002   | 0.003  | 0.002             | 0.003   |
| 2023   | 0.0020 | 0.0028 | 0.0015   | 0.0020  | 0.0026 | 0.0018            | 0.0029  |
| 2023. 8  | 0.0019 | 0.0025 | 0.0011   | 0.0018  | 0.0019 | 0.0015            | 0.0030  |
| 9  | 0.0018 | 0.0025 | 0.0010   | 0.0019  | 0.0018 | 0.0013            | 0.0026  |
| 10   | 0.0021 | 0.0027 | 0.0016   | 0.0020  | 0.0020 | 0.0015            | 0.0026  |
| 11   | 0.0023 | 0.0027 | 0.0017   | 0.0019  | 0.0027 | 0.0017            | 0.0029  |
| 12   | 0.0023 | 0.0027 | 0.0019   | 0.0021  | 0.0029 | 0.0017            | 0.0030  |
| 2024. 1  | 0.0019 | 0.0030 | 0.0020   | 0.0024  | 0.0030 | 0.0019            | 0.0031  |
| 2  | 0.0016 | 0.0026 | 0.0015   | 0.0024  | 0.0025 | 0.0016            | 0.0029  |
| 3  | 0.0018 | 0.0028 | 0.0014   | 0.0023  | 0.0027 | 0.0018            | 0.0029  |
| 4  | 0.0019 | 0.0031 | 0.0015   | 0.0025  | 0.0028 | 0.0019            | 0.0033  |
| 5  | 0.0017 | 0.0028 | 0.0015   | 0.0023  | 0.0026 | 0.0018            | 0.0033  |
| 6  | 0.0020 | 0.0030 | 0.0016   | 0.0022  | 0.0027 | 0.0020            | 0.0035  |
| 7  | 0.0014 | 0.0025 | 0.0013   | 0.0018  | 0.0023 | 0.0015            | 0.0028  |
| 8  | 0.0017 | 0.0023 | 0.0014   | 0.0022  | 0.0021 | 0.0015            | 0.0029  |
| 미 세 먼 지 <sup>3)</sup> PM-10 (μg/m <sup>3</sup> ) |        |        |          |         |        |                   |         |
| 2017   | 48     | 48     | 46       | 49      | 50     | 46                | 46      |
| 2018   | 41     | 41     | 41       | 48      | -43    | 45                | 43      |
| 2019   | 42     | 45     | 45       | 55      | 44     | 45                | -47     |
| 2020   | 38     | 38     | 40       | 45      | 32     | 37                | 39      |
| 2021   | 43     | 42     | 43       | 48      | 34     | 41                | 44      |
| 2022   | 35     | 35     | 31       | 36      | 32     | 35                | 38      |
| 2023   | 41     | 42     | 38       | 42      | 37     | 41                | 46      |
| 2023. 8  | 24     | 24     | 22       | 19      | 25     | 22                | 27      |
| 9  | 23     | 23     | 22       | 21      | 21     | 21                | 26      |
| 10   | 31     | 31     | 27       | 33      | 26     | 33                | 37      |
| 11   | 32     | 33     | 30       | 36      | 32     | 33                | 34      |
| 12   | 37     | 38     | -37      | 42      | 34     | 42                | 44      |
| 2024. 1  | 35     | 40     | -37      | 40      | 36     | 41                | 42      |
| 2  | 34     | 38     | 35       | 37      | 27     | 35                | 41      |
| 3  | 52     | 53     | 52       | 55      | 48     | 48                | 56      |
| 4  | 55     | 53     | 50       | 57      | 51     | 51                | 57      |
| 5  | 33     | 31     | 30       | 33      | 30     | 31                | 34      |
| 6  | 33     | 30     | 32       | 32      | 33     | 28                | 33      |
| 7  | -22    | 22     | 20       | 18      | 26     | 15                | 18      |
| 8  | 26     | 26     | 24       | 22      | 32     | 20                | 26      |

7) 15년 자료부터 청주시, 청원군을 포함한 평균임

7. Air Quality in Major Cities (Cont'd)<sup>1)</sup>

| 수 원   | 안 산    | 과 천      | 부 천     | 원 주     | 청 주 <sup>7)</sup> | 천 안     |         |
|---|--------|----------|---------|---------|-------------------|---------|---------|
| Suwon   | Ansan  | Gwacheon | Bucheon | Wonju   | Cheongju          | Cheonan |         |
| 오 존 <sup>4)6)</sup> O <sub>3</sub> (ppm)        |        |          |         |         |                   |         |         |
| 0.023   | 0.026  | 0.022    | 0.023   | 0.026   | 0.028             | 0.027   | 2017    |
| 0.023   | 0.025  | 0.021    | 0.022   | -0.025  | 0.026             | 0.026   | 2018    |
| 0.026   | 0.028  | 0.024    | 0.025   | 0.028   | 0.028             | -0.029  | 2019    |
| 0.026   | 0.027  | 0.026    | 0.026   | 0.025   | 0.027             | 0.030   | 2020    |
| 0.029   | 0.029  | 0.027    | 0.028   | 0.026   | 0.029             | 0.034   | 2021    |
| 0.029   | 0.029  | 0.028    | 0.028   | 0.029   | 0.030             | 0.033   | 2022    |
| 0.0303  | 0.0298 | 0.0305   | 0.0301  | 0.0307  | 0.0295            | 0.0328  | 2023    |
| 0.0341  | 0.0320 | 0.0328   | 0.0325  | 0.0304  | 0.0301            | 0.0360  | 8. 2023 |
| 0.0311  | 0.0302 | 0.0282   | 0.0312  | 0.0303  | 0.0294            | 0.0331  | 9       |
| 0.0251  | 0.0260 | 0.0234   | 0.0262  | 0.0239  | 0.0252            | 0.0270  | 10      |
| 0.0222  | 0.0231 | 0.0220   | 0.0223  | 0.0228  | 0.0230            | 0.0251  | 11      |
| 0.0173  | 0.0184 | 0.0148   | 0.0161  | 0.0190  | 0.0198            | 0.0203  | 12      |
| 0.0178  | 0.0177 | 0.0161   | 0.0183  | 0.0179  | 0.0189            | 0.0192  | 1. 2024 |
| 0.0232  | 0.0237 | 0.0210   | 0.0224  | -0.0257 | 0.0258            | 0.0270  | 2       |
| 0.0344  | 0.0327 | 0.0326   | 0.0315  | 0.0352  | 0.0371            | 0.0367  | 3       |
| 0.0410  | 0.0381 | 0.0398   | 0.0371  | 0.0464  | 0.0444            | 0.0445  | 4       |
| 0.0409  | 0.0396 | 0.0407   | 0.0386  | 0.0465  | 0.0459            | 0.0455  | 5       |
| 0.0503  | 0.0456 | 0.0514   | 0.0500  | 0.0511  | 0.0500            | 0.0513  | 6       |
| 0.0303  | 0.0296 | 0.0318   | 0.0349  | 0.0274  | 0.0287            | 0.0357  | 7       |
| 0.0375  | 0.0332 | 0.0361   | 0.0451  | 0.0309  | 0.0330            | 0.0385  | 8       |
| 이 산 화 질 소 <sup>5)6)</sup> NO <sub>2</sub> (ppm) |        |          |         |         |                   |         |         |
| 0.032   | 0.027  | 0.028    | 0.029   | 0.020   | 0.019             | 0.022   | 2017    |
| 0.030   | 0.026  | 0.027    | 0.027   | -0.019  | 0.021             | 0.023   | 2018    |
| 0.028   | 0.027  | 0.028    | 0.028   | 0.017   | 0.021             | -0.023  | 2019    |
| 0.025   | 0.024  | 0.024    | 0.026   | 0.016   | 0.017             | 0.017   | 2020    |
| 0.024   | 0.022  | 0.022    | 0.025   | 0.014   | 0.016             | 0.017   | 2021    |
| 0.022   | 0.021  | 0.020    | 0.022   | 0.014   | 0.014             | 0.018   | 2022    |
| 0.0197  | 0.0198 | 0.0191   | 0.0210  | 0.0129  | 0.0148            | 0.0167  | 2023    |
| 0.0111  | 0.0113 | 0.0115   | 0.0118  | 0.0060  | 0.0093            | 0.0102  | 8. 2023 |
| 0.0145  | 0.0148 | 0.0134   | 0.0137  | 0.0066  | 0.0098            | 0.0115  | 9       |
| 0.0217  | 0.0206 | 0.0205   | 0.0215  | 0.0112  | 0.0144            | 0.0172  | 10      |
| 0.0227  | 0.0209 | 0.0197   | 0.0215  | 0.0158  | 0.0168            | 0.0173  | 11      |
| 0.0275  | 0.0262 | 0.0258   | 0.0290  | 0.0187  | 0.0201            | 0.0219  | 12      |
| 0.0260  | 0.0265 | 0.0249   | 0.0272  | 0.0193  | 0.0208            | 0.0228  | 1. 2024 |
| 0.0232  | 0.0219 | 0.0218   | 0.0240  | 0.0139  | 0.0173            | 0.0176  | 2       |
| 0.0184  | 0.0188 | 0.0183   | 0.0194  | 0.0121  | 0.0138            | 0.0164  | 3       |
| 0.0192  | 0.0196 | 0.0182   | 0.0217  | 0.0105  | 0.0126            | 0.0159  | 4       |
| 0.0140  | 0.0128 | 0.0135   | 0.0139  | 0.0080  | 0.0109            | 0.0128  | 5       |
| 0.0143  | 0.0122 | 0.0140   | 0.0140  | 0.0086  | 0.0104            | 0.0125  | 6       |
| 0.0086  | 0.0081 | 0.0092   | 0.0091  | 0.0086  | 0.0075            | 0.0077  | 7       |
| 0.0114  | 0.0111 | 0.0117   | 0.0113  | 0.0094  | 0.0085            | 0.0090  | 8       |

7) Since 2015, Cheongwon-gun has been added to the data calculation of Cheongju-si.

7. 주요 도시별 대기오염도(계속)<sup>1)</sup>

|  | 군 산    | 여 수    | 목 포     | 포 항    | 구 미    | 창 원 <sup>8)</sup> | 제 주    |
|--|--------|--------|---------|--------|--------|-------------------|--------|
|  | Gunsan | Yeosu  | Mokpo   | Pohang | Gumi   | Changwon          | Jeju   |
| 이 산 화 황 <sup>2)6)</sup> SO <sub>2</sub> (ppm)    |        |        |         |        |        |                   |        |
| 2017   | 0.004  | 0.006  | 0.003   | 0.005  | 0.004  | 0.005             | 0.003  |
| 2018   | 0.004  | 0.006  | 0.003   | 0.004  | 0.003  | 0.004             | 0.003  |
| 2019   | 0.004  | 0.005  | 0.003   | -0.004 | 0.003  | 0.004             | 0.003  |
| 2020   | 0.004  | 0.004  | 0.002   | 0.004  | 0.003  | 0.003             | 0.002  |
| 2021   | 0.003  | 0.003  | 0.002   | 0.004  | 0.003  | 0.003             | 0.002  |
| 2022   | 0.003  | 0.003  | 0.003   | 0.003  | 0.002  | 0.003             | 0.002  |
| 2023   | 0.0021 | 0.0029 | 0.0026  | 0.0030 | 0.0020 | 0.0028            | 0.0017 |
| 2023. 8  | 0.0021 | 0.0030 | 0.0022  | 0.0035 | 0.0018 | 0.0027            | 0.0018 |
| 9  | 0.0020 | 0.0028 | 0.0025  | 0.0028 | 0.0016 | 0.0025            | 0.0016 |
| 10   | 0.0020 | 0.0033 | 0.0027  | 0.0029 | 0.0017 | 0.0027            | 0.0018 |
| 11   | 0.0020 | 0.0030 | 0.0024  | 0.0027 | 0.0020 | 0.0028            | 0.0017 |
| 12   | 0.0019 | 0.0029 | 0.0025  | 0.0027 | 0.0021 | 0.0027            | 0.0017 |
| 2024. 1  | 0.0023 | 0.0029 | 0.0025  | 0.0028 | 0.0025 | 0.0027            | 0.0018 |
| 2  | 0.0022 | 0.0024 | 0.0024  | 0.0030 | 0.0022 | 0.0026            | 0.0015 |
| 3  | 0.0021 | 0.0029 | -0.0021 | 0.0028 | 0.0023 | 0.0027            | 0.0017 |
| 4  | 0.0022 | 0.0031 | 0.0023  | 0.0030 | 0.0023 | 0.0029            | 0.0020 |
| 5  | 0.0020 | 0.0033 | 0.0024  | 0.0029 | 0.0023 | 0.0030            | 0.0021 |
| 6  | 0.0022 | 0.0033 | 0.0026  | 0.0034 | 0.0025 | 0.0032            | 0.0019 |
| 7  | 0.0017 | 0.0024 | 0.0021  | 0.0028 | 0.0025 | 0.0029            | 0.0017 |
| 8  | 0.0019 | 0.0027 | 0.0023  | 0.0034 | 0.0025 | 0.0030            | 0.0017 |
| 미 세 먼 지 <sup>3)</sup> PM-10 (μg/m <sup>3</sup> ) |        |        |         |        |        |                   |        |
| 2017   | 45     | 33     | 40      | 39     | 41     | 45                | 41     |
| 2018   | 43     | -32    | 39      | 42     | 49     | 45                | 36     |
| 2019   | 46     | 32     | 40      | 38     | 48     | 40                | 39     |
| 2020   | 35     | 26     | 31      | 35     | 35     | 29                | 32     |
| 2021   | 42     | 29     | 37      | 37     | 38     | 29                | 33     |
| 2022   | 36     | 25     | 29      | 34     | 32     | 25                | 28     |
| 2023   | 42     | 31     | 33      | 40     | 41     | 30                | 33     |
| 2023. 8  | 25     | 18     | 23      | 30     | 25     | 20                | 19     |
| 9  | 26     | 18     | 20      | 27     | 26     | 18                | 20     |
| 10   | 34     | 23     | 23      | 36     | 33     | 21                | 24     |
| 11   | 31     | 22     | 21      | 34     | 36     | 22                | 26     |
| 12   | 37     | 30     | 28      | 38     | 42     | 28                | 31     |
| 2024. 1  | 35     | 25     | 22      | 35     | 41     | 25                | 28     |
| 2  | 34     | 22     | 25      | 33     | 34     | 21                | 24     |
| 3  | 47     | 38     | -34     | 50     | 50     | 34                | 37     |
| 4  | 50     | 42     | -39     | 71     | 53     | 48                | 43     |
| 5  | 33     | 26     | -27     | 39     | 30     | 26                | 30     |
| 6  | 30     | 22     | 21      | 38     | 27     | 25                | 22     |
| 7  | 19     | 17     | 17      | 26     | 18     | 17                | 17     |
| 8  | 25     | 23     | 21      | 29     | 21     | 21                | 23     |

8) 15년 자료부터 마산시, 진해시, 창원시를 포함한 평균임

7. Air Quality in Major Cities (Cont'd)<sup>1)</sup>

| 군 산   | 여 수    | 목 포     | 포 항    | 구 미    | 창 원 <sup>8)</sup> | 제 주    |         |
|---|--------|---------|--------|--------|-------------------|--------|---------|
| Gunsan                                      | Yeosu  | Mokpo   | Pohang | Gumi   | Changwon          | Jeju   |         |
| 오존 <sup>4)6)</sup> O <sub>3</sub> (ppm)     |        |         |        |        |                   |        |         |
| 0.033                                       | 0.028  | 0.032   | 0.036  | 0.033  | 0.035             | 0.043  | 2017    |
| 0.029                                       | 0.027  | 0.029   | 0.034  | 0.029  | 0.031             | 0.039  | 2018    |
| 0.033                                       | 0.030  | 0.034   | 0.033  | 0.032  | 0.032             | 0.044  | 2019    |
| 0.035                                       | 0.029  | 0.033   | 0.034  | 0.032  | 0.032             | 0.038  | 2020    |
| 0.036                                       | 0.033  | 0.036   | 0.033  | 0.030  | 0.032             | 0.042  | 2021    |
| 0.037                                       | 0.036  | 0.036   | 0.033  | 0.032  | 0.034             | 0.040  | 2022    |
| 0.0376                                      | 0.0348 | 0.0366  | 0.0337 | 0.0315 | 0.0325            | 0.0410 | 2023    |
| 0.0375                                      | 0.0312 | 0.0349  | 0.0289 | 0.0283 | 0.0304            | 0.0365 | 8. 2023 |
| 0.0380                                      | 0.0324 | 0.0392  | 0.0322 | 0.0262 | 0.0292            | 0.0390 | 9       |
| 0.0354                                      | 0.0376 | 0.0376  | 0.0360 | 0.0262 | 0.0326            | 0.0456 | 10      |
| 0.0307                                      | 0.0309 | 0.0314  | 0.0330 | 0.0236 | 0.0274            | 0.0378 | 11      |
| 0.0272                                      | 0.0284 | 0.0276  | 0.0298 | 0.0211 | 0.0247            | 0.0376 | 12      |
| 0.0295                                      | 0.0303 | 0.0309  | 0.0288 | 0.0222 | 0.0244            | 0.0392 | 1. 2024 |
| 0.0345                                      | 0.0329 | 0.0331  | 0.0320 | 0.0277 | 0.0313            | 0.0399 | 2       |
| 0.0429                                      | 0.0440 | -0.0400 | 0.0397 | 0.0385 | 0.0415            | 0.0475 | 3       |
| 0.0456                                      | 0.0442 | 0.0451  | 0.0423 | 0.0409 | 0.0413            | 0.0444 | 4       |
| 0.0477                                      | 0.0472 | 0.0478  | 0.0466 | 0.0445 | 0.0474            | 0.0469 | 5       |
| 0.0531                                      | 0.0451 | 0.0478  | 0.0495 | 0.0499 | 0.0459            | 0.0399 | 6       |
| 0.0341                                      | 0.0260 | 0.0305  | 0.0308 | 0.0269 | 0.0263            | 0.0242 | 7       |
| 0.0397                                      | 0.0363 | 0.0397  | 0.0336 | 0.0338 | 0.0367            | 0.0352 | 8       |
| 이산화질소 <sup>5)6)</sup> NO <sub>2</sub> (ppm) |        |         |        |        |                   |        |         |
| 0.015                                       | 0.018  | 0.013   | 0.014  | 0.018  | 0.021             | 0.013  | 2017    |
| 0.013                                       | 0.016  | 0.011   | 0.014  | 0.017  | 0.020             | 0.012  | 2018    |
| 0.012                                       | 0.013  | 0.010   | 0.015  | 0.016  | 0.020             | 0.013  | 2019    |
| 0.010                                       | 0.013  | 0.010   | 0.013  | 0.015  | 0.017             | 0.012  | 2020    |
| 0.011                                       | 0.012  | 0.009   | 0.013  | 0.014  | 0.017             | 0.009  | 2021    |
| 0.012                                       | 0.011  | 0.010   | 0.012  | 0.013  | 0.017             | 0.008  | 2022    |
| 0.0107                                      | 0.0110 | 0.0097  | 0.0134 | 0.0131 | 0.0166            | 0.0080 | 2023    |
| 0.0065                                      | 0.0068 | 0.0047  | 0.0111 | 0.0079 | 0.0114            | 0.0058 | 8. 2023 |
| 0.0079                                      | 0.0076 | 0.0050  | 0.0105 | 0.0089 | 0.0123            | 0.0066 | 9       |
| 0.0102                                      | 0.0103 | 0.0074  | 0.0122 | 0.0131 | 0.0153            | 0.0075 | 10      |
| 0.0105                                      | 0.0119 | 0.0105  | 0.0132 | 0.0160 | 0.0185            | 0.0084 | 11      |
| 0.0142                                      | 0.0141 | 0.0145  | 0.0148 | 0.0183 | 0.0218            | 0.0092 | 12      |
| 0.0134                                      | 0.0138 | 0.0126  | 0.0146 | 0.0184 | 0.0215            | 0.0083 | 1. 2024 |
| 0.0112                                      | 0.0119 | 0.0109  | 0.0134 | 0.0145 | 0.0170            | 0.0077 | 2       |
| 0.0107                                      | 0.0113 | -0.0112 | 0.0125 | 0.0140 | 0.0155            | 0.0085 | 3       |
| 0.0114                                      | 0.0136 | 0.0098  | 0.0131 | 0.0128 | 0.0177            | 0.0101 | 4       |
| 0.0083                                      | 0.0091 | 0.0064  | 0.0104 | 0.0098 | 0.0143            | 0.0083 | 5       |
| 0.0079                                      | 0.0095 | 0.0060  | 0.0113 | 0.0104 | 0.0154            | 0.0084 | 6       |
| 0.0054                                      | 0.0063 | 0.0042  | 0.0088 | 0.0081 | 0.0127            | 0.0062 | 7       |
| 0.0065                                      | 0.0078 | 0.0047  | 0.0089 | 0.0083 | 0.0103            | 0.0065 | 8       |

8) Since 2015, Masan-si, Jinhae-si and Changwon-si have been included in the calculation of the average.

8. 주요 강별 수질오염도 <sup>1)</sup>

단위: mg/L

|          | 한강                |                    |                    |                   |              | 낙동강             |                |             |               |            |
|----------|-------------------|--------------------|--------------------|-------------------|--------------|-----------------|----------------|-------------|---------------|------------|
|          | Hangang           |                    |                    |                   |              | Nakdonggang     |                |             |               |            |
|          | 의암댐<br>Uiam Dam   | 충주댐<br>Chungju Dam | 팔당댐<br>Paldang Dam | 노량진<br>Noryangjin | 가양<br>Gayang | 안동1<br>Andong 1 | 고령<br>Goryeong | 남지<br>Namji | 물금<br>Mulgeum | 구포<br>Gupo |
|          | 생물화학적 산소요구량 B O D |                    |                    |                   |              |                 |                |             |               |            |
| 2017     | 1.2               | 0.8                | 1.1                | 2.0               | 1.9          | 1.0             | 2.8            | 2.0         | 2.0           | 2.1        |
| 2018     | 1.4               | 1.0                | 1.2                | 2.0               | 1.8          | 1.0             | 2.6            | 2.1         | 2.0           | 2.0        |
| 2019     | 1.1               | 0.7                | 1.2                | 2.1               | 1.9          | 1.0             | 2.4            | 1.7         | 1.9           | 1.7        |
| 2020     | 1.2               | 0.9                | 1.1                | 1.7               | 1.5          | 1.2             | 2.1            | 1.6         | 1.7           | 1.6        |
| 2021     | 1.2               | 0.9                | 1.1                | 1.6               | 2.0          | 0.6             | 2.2            | 1.8         | 1.9           | 1.9        |
| 2022     | 1.4               | 1.0                | 1.0                | 1.8               | 1.3          | 0.7             | 2.0            | 1.9         | 2.1           | 1.9        |
| 2023     | 1.0               | 0.6                | 1.2                | 2.1               | 1.5          | 0.7             | 1.8            | 1.6         | 1.8           | 1.4        |
| 2023. 11 | 1.1               | 0.7                | 0.8                | 1.5               | 1.0          | 0.7             | 1.3            | 1.2         | 1.4           | 0.8        |
| 12       | 0.8               | 0.3                | 0.9                | 1.4               | 1.0          | 0.8             | 1.2            | 1.0         | 1.5           | 0.8        |
| 2024. 1  | 1.0               | 0.6                | 0.7                | 1.8               | 1.3          | 0.8             | 1.5            | 1.3         | 3.3           | 2.0        |
| 2        | 1.2               | 0.8                | 1.0                | 2.4               | 1.9          | 0.7             | 2.3            | 1.6         | 2.6           | 2.4        |
| 3        | 1.2               | 0.8                | 1.3                | 3.3               | 2.1          | 0.6             | 2.0            | 1.8         | 2.2           | 1.8        |
| 4        | 0.9               | 0.5                | 1.3                | 2.3               | 2.0          | 0.7             | 2.6            | 1.1         | 2.0           | 1.9        |
| 5        | 0.8               | 0.5                | 1.8                | 1.5               | 2.8          | 0.6             | 1.6            | 1.2         | 1.7           | 1.5        |
| 6        | 0.9               | 0.6                | 1.6                | 1.9               | 1.9          | 0.6             | 2.2            | 1.8         | 1.4           | 2.3        |
| 7        | 0.7               | 0.5                | 1.0                | 1.1               | 1.2          | 0.8             | 1.5            | 2.5         | 1.3           | 1.0        |
| 8        | 0.8               | 0.6                | 2.0                | 1.2               | 1.4          | 0.4             | 2.9            | 2.8         | 2.6           | 1.2        |
| 9        | 0.7               | 0.5                | 1.3                | 1.4               | 1.7          | 0.6             | 4.1            | 1.7         | 2.2           | 1.4        |
| 10       | 1.0               | 0.4                | 1.2                | 1.3               | 1.4          | 0.7             | 1.2            | 1.2         | 1.6           | 1.0        |
| 11       | 0.8               | 0.3                | 0.8                | 0.9               | 2.0          | 0.6             | 1.1            | 1.6         | 1.2           | 1.1        |
|          | 생물화학적 산소요구량 B O D |                    |                    |                   |              |                 |                |             |               |            |
| 2017     | 0.8               | 0.8                | 1.8                | 3.3               | 2.6          | 1.9             | 3.2            | 4.1         | 5.5           | 1.8        |
| 2018     | 1.3               | 0.9                | 2.0                | 3.2               | 3.1          | 1.4             | 2.6            | 3.1         | 5.8           | 2.2        |
| 2019     | 1.5               | 0.8                | 1.8                | 3.3               | 3.4          | 1.7             | 2.9            | 3.7         | 4.9           | 1.8        |
| 2020     | 1.2               | 0.9                | 1.3                | 2.5               | 2.4          | 1.5             | 2.3            | 3.6         | 5.1           | 1.5        |
| 2021     | 0.9               | 0.8                | 1.6                | 2.8               | 2.4          | 1.3             | 2.6            | 4.1         | 5.3           | 1.9        |
| 2022     | 1.1               | 0.7                | 1.1                | 2.6               | 2.7          | 1.4             | 3.6            | 5.0         | 6.6           | 2.6        |
| 2023     | 0.8               | 0.9                | 1.6                | 2.5               | 2.2          | 0.8             | 3.1            | 3.2         | 5.6           | 2.5        |
| 2023. 11 | 0.5               | 0.7                | 1.0                | 1.2               | 2.1          | 0.4             | 2.2            | 2.0         | 4.4           | 1.3        |
| 12       | 0.6               | 0.5                | 3.0                | 1.2               | 1.7          | 0.6             | 2.1            | 1.5         | 5.5           | 2.5        |
| 2024. 1  | 0.6               | 0.5                | 1.5                | 1.0               | 1.3          | 0.3             | 2.2            | 1.1         | 4.3           | 2.7        |
| 2        | 0.7               | 0.6                | 2.8                | 3.0               | 1.8          | 0.2             | 1.5            | 0.7         | 3.7           | 2.3        |
| 3        | 1.0               | 0.7                | 1.7                | 1.7               | 1.5          | 0.4             | 3.0            | 2.2         | 6.5           | 3.7        |
| 4        | 1.0               | 0.6                | 1.5                | 3.0               | 2.2          | 0.4             | 2.8            | 2.3         | 4.3           | 2.9        |
| 5        | 0.9               | 0.7                | 1.3                | 3.7               | 3.6          | 0.5             | 3.5            | 2.9         | 5.7           | 2.7        |
| 6        | 1.0               | 0.9                | 0.7                | 2.5               | 3.4          | 0.5             | 3.8            | 1.7         | 5.8           | 5.5        |
| 7        | 1.3               | 1.0                | 1.9                | 2.7               | 1.8          | 0.3             | 1.6            | 0.7         | 3.0           | 2.5        |
| 8        | 1.4               | 0.8                | 2.2                | 3.4               | 2.4          | 0.6             | 2.6            | 1.6         | 4.9           | 2.1        |
| 9        | 0.8               | 1.2                | 1.9                | 3.0               | 2.1          | 0.5             | 1.8            | 1.0         | 3.5           | 3.5        |
| 10       | 0.7               | 1.1                | 1.8                | 1.6               | 1.8          | 0.5             | 1.4            | 1.6         | 4.1           | 1.7        |
| 11       | 0.7               | 0.8                | 1.3                | 0.9               | 1.8          | 0.3             | 1.6            | 1.2         | 3.7           | 1.4        |

주: 1) 해당 지점은 수질측정망 운영계획에 따른 주요지점 중 일부임

2) 청원-1이 부강으로 명칭만 변경됨

자료: 환경부

8. Water Quality by Major River <sup>1)</sup>

In mg/L

| 한강<br>Hangang   |                     |                            |                   |                | 낙동강<br>Nakdonggang  |                |                  |               |               |          |
|-----------------|---------------------|----------------------------|-------------------|----------------|---------------------|----------------|------------------|---------------|---------------|----------|
| 의암댐<br>Uiam Dam | 충주댐<br>Chungju Dam  | 팔당댐<br>Paldang Dam         | 노량진<br>Noryangjin | 가양<br>Gayang   | 안동1<br>Andong 1     | 고령<br>Goryeong | 남지<br>Namji      | 물금<br>Mulgeum | 구포<br>Gupo    |          |
| 용존산소량 D O       |                     |                            |                   |                |                     |                |                  |               |               |          |
| 11.8            | 9.7                 | 10.2                       | 10.4              | 10.4           | 10.3                | 11.5           | 11.5             | 10.5          | 10.8          | 2017     |
| 11.2            | 9.9                 | 10.4                       | 10.9              | 10.6           | 10.4                | 12.3           | 11.9             | 10.9          | 11.1          | 2018     |
| 11.6            | 9.2                 | 10.2                       | 10.1              | 10.2           | 9.5                 | 10.5           | 11.3             | 10.6          | 10.7          | 2019     |
| 11.3            | 9.9                 | 10.3                       | 10.3              | 10.4           | 9.9                 | 10.9           | 11.0             | 10.5          | 10.5          | 2020     |
| 11.2            | 9.3                 | 10.4                       | 9.6               | 10.2           | 9.6                 | 10.7           | 11.0             | 10.7          | 10.6          | 2021     |
| 11.4            | 9.7                 | 10.7                       | 10.1              | 10.6           | 9.4                 | 10.8           | 11.2             | 10.4          | 10.7          | 2022     |
| 11.6            | 10.1                | 10.4                       | 10.3              | 10.6           | 9.1                 | 10.6           | 10.8             | 10.5          | 10.7          | 2023     |
| 11.0            | 8.1                 | 10.1                       | 10.5              | 10.5           | 7.3                 | 10.5           | 11.4             | 10.7          | 10.5          | 11. 2023 |
| 12.3            | 10.0                | 12.0                       | 12.9              | 12.6           | 9.3                 | 12.4           | 11.7             | 12.7          | 11.9          | 12       |
| 13.4            | 11.7                | 13.7                       | 14.0              | 12.0           | 10.5                | 12.9           | 13.9             | 14.6          | 13.8          | 1. 2024  |
| 13.6            | 11.9                | 14.1                       | 12.0              | 11.5           | 10.7                | 13.0           | 12.1             | 13.4          | 13.3          | 2        |
| 13.0            | 12.3                | 12.8                       | 12.1              | 11.3           | 11.2                | 11.7           | 13.0             | 12.5          | 12.2          | 3        |
| 11.9            | 11.6                | 11.7                       | 11.2              | 9.9            | 10.7                | 11.7           | 10.8             | 11.4          | 11.1          | 4        |
| 11.8            | 10.5                | 10.5                       | 10.4              | 8.6            | 10.5                | 9.2            | 9.5              | 9.9           | 10.0          | 5        |
| 11.0            | 9.7                 | 9.6                        | 9.5               | 8.4            | 9.8                 | 9.7            | 9.1              | 8.4           | 10.5          | 6        |
| 10.2            | 8.2                 | 8.7                        | 8.7               | 7.2            | 8.9                 | 9.3            | 8.7              | 7.9           | 7.7           | 7        |
| 9.5             | 7.2                 | 8.2                        | 7.7               | 7.8            | 7.3                 | 10.3           | 10.6             | 7.5           | 9.1           | 8        |
| 9.6             | 6.3                 | 7.2                        | 7.7               | 8.5            | 5.9                 | 11.0           | 9.4              | 7.6           | 8.1           | 9        |
| 10.1            | 6.2                 | 9.1                        | 8.9               | 8.7            | 5.7                 | 9.6            | 9.0              | 8.9           | 9.4           | 10       |
| 10.7            | 8.3                 | 10.1                       | 9.9               | 10.0           | 9.0                 | 10.2           | 10.6             | 10.9          | 11.2          | 11       |
| 금강<br>Geumgang  |                     |                            |                   |                | 영산강<br>Yeongsangang |                |                  |               |               |          |
| 옥천<br>Okcheon   | 대청댐<br>Daechong Dam | 부강 <sup>2)</sup><br>Bugang | 공주1<br>Gongju 1   | 부여1<br>Buyeo 1 | 담양<br>Damyang       | 우치<br>Uchi     | 광주1<br>Gwangju 1 | 나주<br>Naju    | 무안2<br>Muan 2 |          |
| 용존산소량 D O       |                     |                            |                   |                |                     |                |                  |               |               |          |
| 11.3            | 9.8                 | 10.7                       | 12.2              | 11.3           | 11.5                | 10.5           | 11.2             | 11.1          | 11.1          | 2017     |
| 11.7            | 9.8                 | 10.7                       | 11.1              | 11.7           | 11.2                | 9.8            | 11.1             | 11.4          | 10.4          | 2018     |
| 11.7            | 9.7                 | 10.4                       | 11.6              | 12.0           | 11.6                | 10.1           | 11.6             | 10.6          | 10.0          | 2019     |
| 11.0            | 9.1                 | 10.6                       | 11.2              | 11.9           | 11.7                | 10.4           | 11.5             | 10.2          | 9.5           | 2020     |
| 10.4            | 9.1                 | 10.0                       | 10.8              | 11.7           | 10.8                | 9.9            | 10.9             | 10.2          | 9.4           | 2021     |
| 10.3            | 9.5                 | 10.3                       | 11.0              | 11.1           | 10.8                | 9.8            | 11.0             | 10.1          | 10.1          | 2022     |
| 10.3            | 8.9                 | 10.2                       | 11.0              | 11.0           | 11.0                | 9.9            | 10.7             | 10.1          | 9.3           | 2023     |
| 11.6            | 8.2                 | 10.1                       | 11.0              | 12.5           | 10.9                | 10.1           | 11.3             | 10.3          | 9.8           | 11. 2023 |
| 13.2            | 9.5                 | 10.1                       | 12.4              | 13.1           | 11.8                | 12.0           | 12.5             | 12.8          | 11.9          | 12       |
| 13.5            | 11.3                | 12.3                       | 13.0              | 13.2           | 13.5                | 12.5           | 13.5             | 12.6          | 12.7          | 1. 2024  |
| 12.3            | 12.4                | 11.5                       | 11.4              | 12.5           | 12.4                | 11.8           | 11.9             | 11.2          | 11.8          | 2        |
| 11.4            | 12.5                | 11.9                       | 11.9              | 11.9           | 12.1                | 10.8           | 11.5             | 12.0          | 11.5          | 3        |
| 9.7             | 11.3                | 10.7                       | 11.5              | 11.0           | 11.0                | 9.4            | 10.2             | 8.9           | 9.8           | 4        |
| 9.3             | 9.9                 | 10.3                       | 9.1               | 10.7           | 10.0                | 9.5            | 9.4              | 9.6           | 7.7           | 5        |
| 8.1             | 8.1                 | 10.3                       | 10.9              | 11.8           | 8.8                 | 7.3            | 8.0              | 7.1           | 8.3           | 6        |
| 7.9             | 6.1                 | 7.3                        | 7.3               | 8.4            | 8.1                 | 7.1            | 7.7              | 7.3           | 5.5           | 7        |
| 8.4             | 5.2                 | 6.8                        | 10.8              | 8.4            | 8.5                 | 8.7            | 7.7              | 7.7           | 6.9           | 8        |
| 7.2             | 5.4                 | 8.6                        | 9.5               | 8.9            | 8.1                 | 7.7            | 7.6              | 7.1           | 7.2           | 9        |
| 9.4             | 6.6                 | 7.8                        | 9.9               | 10.3           | 9.6                 | 8.9            | 9.3              | 8.9           | 6.2           | 10       |
| 11.1            | 8.2                 | 9.5                        | 11.0              | 12.2           | 10.5                | 10.3           | 11.0             | 9.6           | 8.7           | 11       |

Note: 1) The points measured are part of the main areas selected according to the Plans on Operations of the Water Quality Monitoring Networks.

2) 'Cheongwon-1' was renamed to 'Bugang'.

Source: Ministry of Environment.

## 9. 화재발생 건수 및 피해

단위: 건, 100만원

|                           | 발 생 건 수        | 인 명 피 해 ( 명 )       |     | 재 산 피 해 액 |                  |
|---------------------------|----------------|---------------------|-----|-----------|------------------|
|                           |                |                     |     |           |                  |
|                           | Cases of fires | Casualties (person) | 사 망 | 부 상       | Property damages |
| 2015                      | 44,435         | 2,093               | 253 | 1,840     | 433,209          |
| 2016                      | 43,413         | 2,024               | 306 | 1,718     | 420,603          |
| 2017                      | 44,178         | 2,197               | 345 | 1,852     | 506,976          |
| 2018                      | 42,338         | 2,594               | 369 | 2,225     | 559,705          |
| 2019                      | 40,103         | 2,515               | 285 | 2,230     | 858,496          |
| 2020                      | 38,659         | 2,283               | 365 | 1,918     | 600,475          |
| 2021                      | 36,267         | 2,130               | 276 | 1,854     | 1,099,125        |
| 2022                      | 40,113         | 2,669               | 342 | 2,327     | 1,210,422        |
| 2023                      | 38,857         | 2,477               | 283 | 2,194     | 954,047          |
| 2024 p)                   | 37,614         | 2,392               | 304 | 2,088     | 761,875          |
| 2023. 12                  | 3,345          | 273                 | 38  | 235       | 55,885           |
| 2024. 1 p)                | 3,300          | 268                 | 32  | 236       | 76,942           |
|                           | 2              | 185                 | 21  | 164       | 45,704           |
|                           | 3              | 249                 | 39  | 210       | 58,989           |
| 4                         | 3,033          | 213                 | 20  | 193       | 64,962           |
| 5                         | 3,201          | 161                 | 21  | 140       | 50,822           |
| 6                         | 3,367          | 254                 | 40  | 214       | 75,183           |
| 7                         | 2,900          | 148                 | 13  | 135       | 107,685          |
| 8                         | 3,384          | 200                 | 27  | 173       | 53,457           |
| 9                         | 2,962          | 148                 | 16  | 132       | 45,537           |
| 10                        | 2,582          | 141                 | 14  | 127       | 73,344           |
| 11                        | 2,990          | 197                 | 23  | 174       | 53,463           |
| 12                        | 3,587          | 228                 | 38  | 190       | 55,786           |
| 서울특별시<br>Seoul            | 541            | 29                  | 6   | 23        | 1,945            |
| 부산광역시<br>Busan            | 211            | 9                   | 0   | 9         | 480              |
| 대구광역시<br>Daegu            | 111            | 8                   | 1   | 7         | 831              |
| 인천광역시<br>Incheon          | 136            | 20                  | 2   | 18        | 1,905            |
| 광주광역시<br>Gwangju          | 42             | 12                  | 0   | 12        | 226              |
| 대전광역시<br>Daejeon          | 71             | 8                   | 2   | 6         | 188              |
| 울산광역시<br>Ulsan            | 71             | 2                   | 0   | 2         | 150              |
| 세종특별자치시<br>Sejong         | 15             | 0                   | 0   | 0         | 18               |
| 경기도<br>Gyeonggi-do        | 766            | 53                  | 10  | 43        | 29,286           |
| 강원특별자치도<br>Gangwon State  | 185            | 7                   | 0   | 7         | 3,477            |
| 충청북도<br>Chungcheongbuk-do | 122            | 13                  | 1   | 12        | 1,560            |
| 충청남도<br>Chungcheongnam-do | 156            | 9                   | 3   | 6         | 2,534            |
| 전북특별자치도<br>Jeonbuk State  | 130            | 4                   | 1   | 3         | 1,470            |
| 전라남도<br>Jeollanam-do      | 234            | 12                  | 2   | 10        | 4,054            |
| 경상북도<br>Gyeongsangbuk-do  | 362            | 22                  | 4   | 18        | 3,791            |
| 경상남도<br>Gyeongsangnam-do  | 376            | 13                  | 4   | 9         | 3,357            |
| 제주특별자치도<br>Jeju-do        | 58             | 7                   | 2   | 5         | 514              |

자료: 소방청 국가화재정보센터



## 9. Cases and Damages of Fires

In case, million won

| 원 인 별 발 생 건 수           |              |              |                  |                     |                   |              |       |                    |                   |         |        |                       |
|-------------------------|--------------|--------------|------------------|---------------------|-------------------|--------------|-------|--------------------|-------------------|---------|--------|-----------------------|
| Cases of fires by cause |              |              |                  |                     |                   |              |       |                    |                   |         |        |                       |
| 전 기 적<br>요 인            | 기 계 적<br>요 인 | 화 학 적<br>요 인 | 가 스 누 출<br>(폭 발) | 교 통 사 고             | 부 주 의             | 자 연 적<br>요 인 | 방 화   | 방 화 의 심            | 제 품 결 함           | 미 상     | 기 타    |                       |
| Electricity             | Machine      | Chemistry    | Gas leak         | Traffic<br>accident | Careless<br>-ness | Nature       | Arson | Arson<br>suspicion | Product<br>defect | Unknown | Others |                       |
| 9,459                   | 4,046        | 624          | 162              | 433                 | 20,149            | 195          | 370   | 435                | -                 | 3,778   | 452    | 2019                  |
| 9,330                   | 4,052        | 630          | 141              | 458                 | 19,186            | 238          | 377   | 381                | 101               | 3,266   | 499    | 2020                  |
| 9,472                   | 4,038        | 683          | 146              | 398                 | 16,875            | 241          | 308   | 339                | 168               | 3,088   | 511    | 2021                  |
| 10,013                  | 3,856        | 687          | 151              | 430                 | 19,668            | 213          | 400   | 346                | 167               | 3,667   | 515    | 2022                  |
| 10,360                  | 3,926        | 732          | 128              | 427                 | 18,198            | 283          | 315   | 342                | 182               | 3,433   | 531    | 2023                  |
| 10,566                  | 3,821        | 966          | 140              | 399                 | 16,917            | 346          | 369   | 325                | 183               | 3,069   | 513    | 2024 <sub>p)</sub>    |
| 988                     | 390          | 52           | 15               | 48                  | 1,394             | 26           | 29    | 24                 | 19                | 318     | 42     | 12. 2023              |
| 906                     | 392          | 50           | 18               | 36                  | 1,442             | 7            | 37    | 26                 | 21                | 307     | 58     | 1. 2024 <sub>p)</sub> |
| 769                     | 272          | 59           | 7                | 31                  | 1,138             | 13           | 31    | 27                 | 11                | 239     | 43     | 2                     |
| 809                     | 284          | 66           | 13               | 26                  | 2,064             | 13           | 34    | 30                 | 11                | 273     | 45     | 3                     |
| 697                     | 280          | 80           | 7                | 38                  | 1,564             | 8            | 31    | 31                 | 14                | 252     | 31     | 4                     |
| 803                     | 310          | 85           | 12               | 26                  | 1,601             | 22           | 38    | 31                 | 12                | 223     | 38     | 5                     |
| 782                     | 295          | 105          | 7                | 34                  | 1,718             | 24           | 28    | 25                 | 16                | 288     | 45     | 6                     |
| 1,208                   | 334          | 100          | 10               | 43                  | 800               | 87           | 28    | 21                 | 16                | 223     | 30     | 7                     |
| 1,294                   | 384          | 92           | 13               | 26                  | 1,154             | 70           | 25    | 20                 | 11                | 254     | 41     | 8                     |
| 928                     | 289          | 102          | 16               | 29                  | 1,211             | 48           | 31    | 30                 | 15                | 226     | 37     | 9                     |
| 691                     | 282          | 77           | 2                | 40                  | 1,130             | 22           | 22    | 26                 | 21                | 231     | 38     | 10                    |
| 782                     | 322          | 79           | 16               | 35                  | 1,372             | 23           | 36    | 26                 | 18                | 245     | 36     | 11                    |
| 897                     | 377          | 71           | 19               | 35                  | 1,723             | 9            | 28    | 32                 | 17                | 308     | 71     | 12                    |

| 장 소 별 발 생 건 수           |                    |                    |                  |             |                  |                       |
|-------------------------|--------------------|--------------------|------------------|-------------|------------------|-----------------------|
| Cases of fires by place |                    |                    |                  |             |                  |                       |
| 건 축 , 구 조 물             | 자 동 차 · 철 도 차 량    | 위험물,가스제조소등         | 선박 · 항 공 기       | 임 야         | 기 타<br>(쓰레기화재 등) |                       |
| Construct               | Vehicles, railroad | Dangerous articles | Vessel, aircraft | Forest land | Others           |                       |
| 26,025                  | 4,710              | 29                 | 108              | 2,211       | 7,020            | 2019                  |
| 24,929                  | 4,558              | 21                 | 119              | 1,619       | 7,413            | 2020                  |
| 23,997                  | 4,530              | 22                 | 125              | 1,063       | 6,530            | 2021                  |
| 25,426                  | 4,667              | 40                 | 156              | 2,014       | 7,810            | 2022                  |
| 25,064                  | 4,725              | 37                 | 97               | 1,519       | 7,415            | 2023                  |
| 24,385                  | 4,831              | 29                 | 100              | 977         | 7,292            | 2024 <sub>p)</sub>    |
| 2,366                   | 405                | 4                  | 4                | 64          | 502              | 12. 2023              |
| 2,304                   | 431                | 1                  | 5                | 68          | 491              | 1. 2024 <sub>p)</sub> |
| 1,830                   | 313                | 4                  | 2                | 49          | 442              | 2                     |
| 2,167                   | 356                | 1                  | 9                | 249         | 886              | 3                     |
| 1,864                   | 396                | 1                  | 8                | 160         | 604              | 4                     |
| 1,905                   | 427                | 3                  | 5                | 83          | 778              | 5                     |
| 1,970                   | 408                | 2                  | 10               | 127         | 850              | 6                     |
| 2,061                   | 438                | 5                  | 7                | 9           | 380              | 7                     |
| 2,248                   | 456                | 3                  | 10               | 35          | 632              | 8                     |
| 1,876                   | 419                | 1                  | 8                | 59          | 599              | 9                     |
| 1,683                   | 391                | 3                  | 11               | 22          | 472              | 10                    |
| 2,062                   | 392                | 2                  | 8                | 40          | 486              | 11                    |
| 2,415                   | 404                | 3                  | 17               | 76          | 672              | 12                    |

Source: National Fire Data System.

## 10. 연안의 수질현황<sup>1)</sup>

### Water Quality of Coasts

단위: mg/L

In mg/L

|          | 인 천 (23정점)   |                  | 아 산 (5정점)    |                  | 군 산 (10정점)   |                  | 목 포 (8정점)    |                  | 여 수 (5정점)    |                  |
|----------|--------------|------------------|--------------|------------------|--------------|------------------|--------------|------------------|--------------|------------------|
|          | Incheon      |                  | Asan         |                  | Gunsan       |                  | Mokpo        |                  | Yeosu        |                  |
|          | 용존 산소량<br>DO | 화학적 산소요구량<br>COD | 용존 산소량<br>DO | 화학적 산소요구량<br>COD | 용존 산소량<br>DO | 화학적 산소요구량<br>COD | 용존 산소량<br>DO | 화학적 산소요구량<br>COD | 용존 산소량<br>DO | 화학적 산소요구량<br>COD |
| 2017     | 9.18         | 1.57             | 8.99         | 1.37             | 8.50         | 1.83             | 8.85         | 1.45             | 8.20         | 1.39             |
| 2018     | 8.78         | 1.81             | 8.92         | 1.79             | 8.38         | 2.21             | 8.73         | 1.63             | 7.75         | 1.39             |
| 2019     | 8.91         | 1.92             | 8.87         | 1.98             | 8.40         | 2.21             | 9.88         | 1.92             | 8.89         | 1.49             |
| 2020     | 8.78         | 2.26             | 8.64         | 2.27             | 9.50         | 2.36             | 9.09         | 1.93             | 8.48         | 1.72             |
| 2021     | 9.11         | 1.80             | 8.86         | 1.70             | 9.08         | 2.47             | 8.74         | 1.88             | 8.55         | 1.83             |
| 2022     | 9.00         | 1.59             | 9.15         | 1.96             | 8.67         | 2.84             | 8.51         | 1.78             | 9.23         | 1.90             |
| 2023     | 8.98         | 2.01             | 9.12         | 2.09             | 9.16         | 2.23             | 8.72         | 1.85             | 8.95         | 1.91             |
| 2021.3/4 | 5.63         | 2.32             | 4.65         | 1.51             | 6.65         | 3.40             | 5.51         | 1.82             | 7.57         | 2.02             |
| 4/4      | 8.70         | 1.16             | 8.52         | 1.15             | 8.35         | 1.60             | 8.53         | 1.35             | 7.55         | 0.89             |
| 2022.1/4 | 11.43        | 1.55             | 11.47        | 2.13             | 12.02        | 3.22             | 11.76        | 2.69             | 10.19        | 2.15             |
| 2/4      | 9.82         | 1.25             | 10.45        | 1.79             | 9.18         | 2.65             | 9.11         | 1.15             | 8.79         | 1.53             |
| 3/4      | 7.07         | 1.84             | 6.91         | 2.21             | 4.94         | 3.07             | 5.15         | 1.63             | 9.89         | 2.44             |
| 4/4      | 7.67         | 1.73             | 7.79         | 1.71             | 8.53         | 2.43             | 8.02         | 1.64             | 8.03         | 1.50             |
| 2023.1/4 | 11.62        | 1.55             | 11.69        | 2.40             | 11.56        | 1.87             | 10.48        | 1.33             | 11.07        | 2.21             |
| 2/4      | 8.92         | 2.03             | 9.46         | 2.26             | 9.13         | 2.57             | 8.18         | 2.21             | 8.15         | 1.76             |
| 3/4      | 7.62         | 2.57             | 7.35         | 2.36             | 8.02         | 2.79             | 7.96         | 2.40             | 9.92         | 2.65             |
| 4/4      | 7.77         | 1.87             | 7.98         | 1.34             | 7.94         | 1.67             | 8.25         | 1.47             | 6.67         | 1.01             |
| 2024.1/4 | 10.89        | 1.87             | 10.77        | 1.80             | 11.98        | 2.92             | 8.56         | 2.08             | 10.63        | 1.42             |
| 2/4      | 9.54         | 1.71             | 9.67         | 2.23             | 8.65         | 2.89             | 7.82         | 1.70             | 8.07         | 2.01             |
| 3/4      | 8.43         | 1.93             | 7.76         | 1.07             | 8.35         | 4.29             | 7.97         | 1.77             | 7.32         | 1.64             |

|          | 거 제 동 안 (4정점)          |                  | 부 산 (17정점)   |                  | 울 산 (12정점)   |                  | 강 릉 (7정점)    |                  | 제 주 (3정점)    |                  |
|----------|------------------------|------------------|--------------|------------------|--------------|------------------|--------------|------------------|--------------|------------------|
|          | Eastern coast of Geoje |                  | Busan        |                  | Ulsan        |                  | Gangneung    |                  | Jeju         |                  |
|          | 용존 산소량<br>DO           | 화학적 산소요구량<br>COD | 용존 산소량<br>DO | 화학적 산소요구량<br>COD | 용존 산소량<br>DO | 화학적 산소요구량<br>COD | 용존 산소량<br>DO | 화학적 산소요구량<br>COD | 용존 산소량<br>DO | 화학적 산소요구량<br>COD |
| 2017     | 8.31                   | 1.32             | 8.10         | 1.30             | 7.95         | 1.24             | 8.38         | 1.12             | 8.42         | 1.07             |
| 2018     | 8.24                   | 1.24             | 8.00         | 1.32             | 7.87         | 1.63             | 8.68         | 1.10             | 8.29         | 1.03             |
| 2019     | 8.80                   | 1.24             | 8.39         | 1.03             | 7.84         | 1.25             | 8.59         | 0.93             | 9.24         | 1.07             |
| 2020     | 8.55                   | 1.78             | 8.72         | 1.51             | 8.32         | 1.62             | 9.29         | 1.34             | 8.51         | 1.02             |
| 2021     | 8.62                   | 1.53             | 7.92         | 1.26             | 7.59         | 1.49             | 8.76         | 1.31             | 8.42         | 0.98             |
| 2022     | 8.03                   | 1.91             | 8.07         | 1.60             | 8.18         | 1.79             | 8.50         | 1.46             | 7.57         | 1.46             |
| 2023     | 8.44                   | 1.52             | 7.92         | 1.46             | 7.55         | 1.22             | 8.91         | 1.10             | 8.05         | 0.96             |
| 2021.3/4 | 7.53                   | 2.39             | 7.33         | 2.02             | 6.89         | 2.19             | 8.23         | 2.05             | 7.30         | 1.77             |
| 4/4      | 9.02                   | 1.49             | 7.75         | 0.98             | 6.51         | 1.05             | 7.61         | 0.83             | 8.75         | 0.56             |
| 2022.1/4 | 9.03                   | 2.63             | 9.00         | 0.82             | 8.73         | 0.98             | 9.42         | 1.56             | 8.25         | 1.28             |
| 2/4      | 8.22                   | 1.41             | 8.00         | 1.00             | 9.53         | 2.03             | 9.32         | 0.86             | 8.70         | 1.12             |
| 3/4      | 7.38                   | 2.24             | 8.14         | 2.89             | 7.31         | 1.58             | 7.33         | 2.06             | 6.29         | 1.69             |
| 4/4      | 7.48                   | 1.37             | 7.14         | 1.68             | 7.13         | 2.53             | 7.95         | 1.37             | 7.05         | 1.62             |
| 2023.1/4 | 8.66                   | 0.63             | 8.20         | 0.82             | 8.32         | 0.98             | 8.99         | 0.73             | 8.21         | 0.89             |
| 2/4      | 9.31                   | 1.67             | 8.32         | 1.51             | 8.80         | 1.32             | 9.94         | 1.16             | 9.02         | 1.03             |
| 3/4      | 8.42                   | 2.97             | 7.96         | 2.71             | 6.47         | 1.78             | 8.68         | 1.84             | 6.29         | 1.23             |
| 4/4      | 7.36                   | 0.83             | 7.21         | 0.79             | 6.60         | 0.78             | 8.01         | 0.68             | 8.66         | 0.69             |
| 2024.1/4 | 8.75                   | 0.53             | 8.99         | 0.96             | 8.62         | 0.81             | 11.71        | 1.19             | 9.00         | 0.86             |
| 2/4      | 9.17                   | 1.97             | 8.95         | 1.37             | 9.23         | 2.14             | 9.38         | 1.89             | 7.90         | 0.79             |
| 3/4      | 8.94                   | 1.57             | 8.15         | 2.45             | 9.61         | 2.58             | 8.70         | 1.57             | 7.29         | 1.71             |

주: 1) 분기(2,5,8,11월 측정)표층 평균임  
 자료: 해양환경공단 해양수질처

Note: 1) Quarterly figures are the average of surface observed in each month : Feb. May. Aug. and Nov.  
 Source: Korea Marine Environment Management Corporation.

## 11. 원자재 수입동향

### Import of Raw Materials

|       |       | 국제유가 1)           |                  |                            | 펄프               |                  | 폐지               |                  | 철스크랩<br>(\$/ton) | 재생고무<br>(\$/ton)    |
|-------|-------|-------------------|------------------|----------------------------|------------------|------------------|------------------|------------------|------------------|---------------------|
|       |       | Global oil prices |                  |                            | Pulp             |                  | Wastepaper       |                  |                  |                     |
|       |       | 두바이유<br>(\$/bbl)  | 브렌트유<br>(\$/bbl) | 서부텍사스<br>중질유<br>(\$/bbl)   | 활엽수류<br>(\$/ton) | 침엽수류<br>(\$/ton) | 폐골판지<br>(\$/ton) | 폐신문지<br>(\$/ton) | Iron scraps      | Reclaimed<br>rubber |
|       |       | Dubai oil         | Brent oil        | West Texas<br>Intermediate | LBKP             | NBKP             | OCC              | ONP              |                  |                     |
| 2022. | 2     | 92.4              | 94.1             | 91.6                       | 581.0            | 756.0            | 299.0            | 280.0            | 1,059.0          | -                   |
|       | 3     | 110.9             | 112.5            | 108.3                      | 592.0            | 777.0            | 284.0            | 266.0            | 586.0            | -                   |
|       | 4     | 102.8             | 105.9            | 101.6                      | 637.0            | 800.0            | 283.0            | 266.0            | 710.0            | -                   |
|       | 5     | 108.2             | 112.0            | 109.3                      | 665.0            | 863.0            | 293.0            | 266.0            | 656.0            | -                   |
|       | 6     | 113.3             | 117.5            | 114.3                      | 722.0            | 928.0            | 297.0            | 272.0            | 669.0            | -                   |
|       | 7     | 103.1             | 105.1            | 93.4                       | 766.0            | 968.0            | 284.0            | 278.0            | 677.0            | -                   |
|       | 8     | 96.6              | 97.7             | 91.5                       | 805.0            | 987.0            | 292.0            | 286.0            | 605.0            | -                   |
|       | 9     | 91.0              | 90.6             | 83.8                       | 823.0            | 1,003.0          | 276.0            | 280.0            | 441.0            | -                   |
|       | 10    | 91.2              | 93.6             | 87.0                       | 815.0            | 998.4            | 243.7            | 271.1            | 422.1            | -                   |
|       | 11    | 86.3              | 90.9             | 84.4                       | 864.3            | 980.0            | 205.2            | 267.7            | 409.4            | -                   |
|       | 12    | 77.2              | 81.3             | 76.5                       | 826.2            | 986.6            | 180.3            | 260.1            | 419.7            | -                   |
|       | 2023. | 1                 | 80.4             | 83.9                       | 78.2             | 833.8            | 984.1            | 176.1            | 258.9            | 469.3               |
| 2     |       | 82.1              | 83.5             | 76.9                       | 825.9            | 966.9            | 192.6            | 249.6            | 479.9            | -                   |
| 3     |       | 78.5              | 79.2             | 73.4                       | 771.6            | 977.6            | 191.8            | 243.9            | 483.7            | 845.5               |
| 4     |       | 83.4              | 83.4             | 79.4                       | 724.5            | 916.6            | 188.9            | 229.6            | 566.5            | 906.3               |
| 5     |       | 75.0              | 75.7             | 71.6                       | 635.4            | 898.0            | 200.7            | 212.9            | 509.7            | 959.2               |
| 6     |       | 75.0              | 75.0             | 70.3                       | 579.7            | 819.6            | 188.3            | 195.1            | 467.3            | 930.7               |
| 7     |       | 80.5              | 80.2             | 76.0                       | 531.5            | 753.7            | 176.1            | 187.9            | 443.7            | 932.0               |
| 8     |       | 86.5              | 85.1             | 81.3                       | 509.0            | 714.1            | 175.1            | 184.1            | 470.5            | 876.8               |
| 9     |       | 93.3              | 92.6             | 89.4                       | 514.6            | 708.9            | 184.8            | 185.3            | 471.5            | 751.1               |
| 10    |       | 89.8              | 88.7             | 85.5                       | 529.7            | 708.6            | 185.9            | 174.6            | 468.0            | 879.3               |
| 11    |       | 83.6              | 82.0             | 77.4                       | 577.5            | 639.2            | 198.1            | 180.8            | 512.6            | 900.2               |
| 12    |       | 77.3              | 77.3             | 72.1                       | 576.3            | 691.9            | 201.5            | 176.4            | 490.3            | 879.8               |
| 2024. | 1     | 78.9              | 79.2             | 73.9                       | 596.6            | 720.2            | 200.5            | 176.5            | 531.3            | 807.2               |
|       | 2     | 80.9              | 81.7             | 76.6                       | 616.5            | 734.6            | 212.9            | 180.8            | 526.9            | 810.0               |
|       | 3     | 84.2              | 84.7             | 80.4                       | 641.0            | 785.0            | 226.6            | 190.2            | 530.0            | 944.8               |
|       | 4     | 89.2              | 89.0             | 84.4                       | 638.5            | 772.1            | 231.8            | 195.5            | 523.2            | 834.7               |
|       | 5     | 84.0              | 83.0             | 78.6                       | 662.2            | 803.7            | 238.0            | 200.9            | 539.3            | 846.7               |
|       | 6     | 82.6              | 83.0             | 78.7                       | 743.4            | 787.1            | 234.2            | 209.3            | 502.4            | 885.4               |
|       | 7     | 83.8              | 83.9             | 80.5                       | 695.4            | 821.4            | 232.4            | 205.5            | 550.3            | 829.4               |
|       | 8     | 77.6              | 78.9             | 75.4                       | 705.3            | 819.1            | 208.6            | 202.9            | 591.0            | 888.9               |
|       | 9     | 73.5              | 72.9             | 69.4                       | 683.6            | 847.4            | 210.6            | 203.3            | 500.9            | 874.9               |
|       | 10    | 74.9              | 75.4             | 71.6                       | 619.0            | 811.9            | 215.9            | 210.1            | 545.8            | 871.1               |
|       | 11    | 72.6              | 73.4             | 69.5                       | 590.0            | 814.5            | 208.8            | 214.4            | 525.6            | 806.8               |
|       | 12    | 73.2              | 73.1             | 69.7                       | 570.5            | 804.4            | 193.6            | 226.8            | 548.2            | 851.5               |

주: 1) 최근 12개월 월평균 원유가 추이  
 자료: 한국환경공단 폐기물관리처 자원순환통계부

Note: 1) The trends of the average monthly crude oil prices in the past 12 months  
 Source: Korea Environment Corporation.



## VIII. 광업 · 제조업

### Mining and Manufacturing

|                                  |     |
|----------------------------------|-----|
| 1. 공업구조별 제조업생산지수(원지수)·····       | 143 |
| 2. 광공업생산지수(원지수) ·····            | 144 |
| 3. 광공업생산지수(계절조정지수) ·····         | 148 |
| 4. 생산자제품 출하지수(원지수)·····          | 150 |
| 5. 생산자제품 출하지수(계절조정지수)·····       | 154 |
| 6. 생산자제품 재고지수(원지수)·····          | 156 |
| 7. 생산자제품 재고지수(계절조정지수)·····       | 160 |
| 8. 시도별 광공업 생산·출하·재고지수(원지수) ····· | 162 |
| 9. 재별 제조업 생산지수 ·····             | 164 |
| 10. 재별 제조업 출하지수 ·····            | 166 |
| 11. 제조업 가동률지수 ·····              | 168 |
| 12. 제조업 생산능력지수 ·····             | 170 |
| 13. 품목별 광공업 생산·출하·재고량 ·····      | 172 |
| 14. 수요자 및 기종별 기계수주액 ·····        | 184 |
| 15. 설비용기계류 생산지수(원지수)·····        | 187 |



## 주요 용어 해설 (Explanation of Terms)

### VIII-2. 광공업생산지수(Index of manufacturing production)

- 일정기간 중 이루어지는 광공업 부문의 생산활동 수준을 나타내는 경제지표의 하나로서, 기준년도(2020년=100)의 생산수준에 비해 현재의 생산수준이 어느 정도인가를 나타내는 대표적인 경기동행 지표로 우리 경제의 생산활동 동향을 신속하게 보여주는 지표임

### VIII-3. 계절조정지수(Seasonally adjusted index)

- 시계열통계의 월별 변동에는 장기추세변동, 계절변동, 불규칙변동 등이 혼합되어 있는데 이 중 계절, 제도, 습관 등의 요인으로 1년 주기로 매년 반복되는 계절변동을 원계열에서 제거한 지수임. 현재 X-13-ARIMA-SEATS 방식에 의해 계절변동요인 및 계절조정지수를 산출하고 있음

### VIII-4. 광공업 출하지수(Index of manufacturing shipment)

- 생산자의 판매활동과 광업·제조업 및 전기·가스업 제품의 출하동향을 나타내는 지표

### VIII-6. 제조업 재고지수(Producers' inventory index)

- 제조업체가 보유하고 있는 제품 재고의 변동을 파악하는 지표임. 따라서, 제조업체가 보유하고 있는 원재료, 반제품, 재공품과 유통업자의 재고품은 제외됨

### VIII-11. 제조업 가동률지수(Index of manufacturing capacity utilization rate)

- 생산실적과 생산능력과의 비율인 설비이용도를 지수화 한 것
  - 가동률지수 = 기준시의 가동률(생산능력 대비 생산실적의 비율) 대비 비교시의 가동률 × 100

### VIII-12. 제조업 생산능력지수(Index of manufacturing production capacity)

- 공급능력의 수준과 동향이 어떻게 변화하는가를 나타낸 것
  - 생산능력지수 = 기준시의 생산능력(사업체가 정상적인 조업환경 하에서 생산시 최대 생산실적) 대비 비교시의 생산능력 × 100

### VIII-14. 수주액(Value of orders received)

- 조사대상기간 (매월1일~말일) 중 주문 받은 총계약금액을 말하며, 계획생산 및 자가사용분도 포함(단, 계획생산분은 수주와 판매(출하)가 동시에 이루어지는 것으로 보아 판매(출하)시점을 기준으로 수주액에 포함하며, 자가사용분은 계획이 확정된 시점을 기준으로 수주액에 포함)
  - 계획생산분: 외부의 주문 없이 수요예측 등 업체의 계획에 따라 생산한 제품
  - 자가사용분: 제조업체가 자기기업 안에 설치하여 자가사용할 목적으로 생산한 제품





# 1. 공업구조별 제조업생산지수(원지수)<sup>1)</sup>

## Index by Structure of Manufacturing Industry (Original Index)

2020=100

|         | 생 산 Production |                |                | 출 하 Shipment  |                |                | 재 고 <sup>2)</sup> Inventory |                |                |
|---------|----------------|----------------|----------------|---------------|----------------|----------------|-----------------------------|----------------|----------------|
|         | 제조업            | 중공업            | 경공업            | 제조업           | 중공업            | 경공업            | 제조업                         | 중공업            | 경공업            |
|         |                |                |                |               |                |                |                             |                |                |
|         | Manufacturing  | Heavy industry | Light industry | Manufacturing | Heavy industry | Light industry | Manufacturing               | Heavy industry | Light industry |
| 2017    | 98.4           | 96.6           | 107.1          | 102.5         | 101.8          | 106.4          | 92.4                        | 93.3           | 87.5           |
| 2018    | 99.7           | 98.8           | 104.2          | 102.4         | 102.1          | 103.7          | 98.6                        | 99.4           | 93.8           |
| 2019    | 100.2          | 99.4           | 103.6          | 102.2         | 102.0          | 103.7          | 96.0                        | 96.2           | 94.7           |
| 2020    | 100.0          | 100.0          | 100.0          | 100.0         | 100.0          | 100.0          | 94.5                        | 94.2           | 95.9           |
| 2021    | 108.8          | 110.3          | 101.1          | 105.0         | 105.7          | 101.3          | 106.1                       | 107.6          | 97.9           |
| 2022    | 109.8          | 111.4          | 101.8          | 105.3         | 106.0          | 101.2          | 110.4                       | 112.1          | 100.2          |
| 2023    | 106.9          | 109.2          | 95.8           | 104.8         | 106.4          | 95.9           | 108.1                       | 110.3          | 94.3           |
| 2024    | 111.6          | 114.8          | 95.7           | 105.3         | 107.1          | 95.0           | 105.9                       | 107.4          | 96.2           |
| 2022. 1 | 109.9          | 111.4          | 102.7          | 103.4         | 103.5          | 103.1          | 106.4                       | 107.8          | 97.8           |
| 2       | 102.4          | 104.5          | 91.4           | 96.6          | 97.7           | 90.4           | 107.6                       | 109.1          | 98.3           |
| 3       | 118.5          | 120.8          | 107.2          | 112.1         | 113.2          | 105.9          | 104.0                       | 105.0          | 98.0           |
| 4       | 113.2          | 114.7          | 105.9          | 105.9         | 106.3          | 104.1          | 105.8                       | 107.0          | 98.7           |
| 5       | 114.6          | 116.1          | 107.4          | 109.2         | 109.7          | 106.3          | 105.9                       | 106.9          | 99.9           |
| 6       | 114.7          | 116.9          | 103.2          | 105.8         | 106.5          | 102.1          | 109.8                       | 111.3          | 100.1          |
| 7       | 111.4          | 113.0          | 103.5          | 104.4         | 104.7          | 102.5          | 114.4                       | 116.8          | 100.0          |
| 8       | 104.6          | 105.3          | 101.6          | 101.7         | 101.8          | 101.6          | 112.6                       | 114.7          | 99.8           |
| 9       | 105.3          | 106.7          | 98.7           | 105.5         | 106.7          | 98.9           | 108.0                       | 109.3          | 100.4          |
| 10      | 106.4          | 107.6          | 100.6          | 105.7         | 106.8          | 99.2           | 109.1                       | 110.5          | 100.8          |
| 11      | 107.9          | 109.3          | 101.5          | 104.3         | 104.9          | 101.0          | 113.3                       | 115.3          | 101.1          |
| 12      | 108.3          | 110.4          | 97.8           | 108.4         | 110.1          | 98.9           | 110.4                       | 112.1          | 100.2          |
| 2023. 1 | 95.2           | 95.7           | 93.1           | 93.9          | 94.2           | 92.9           | 118.0                       | 121.2          | 98.3           |
| 2       | 95.5           | 96.5           | 90.9           | 96.4          | 97.6           | 90.0           | 117.6                       | 120.6          | 99.2           |
| 3       | 111.5          | 113.7          | 100.9          | 112.4         | 114.5          | 100.5          | 114.0                       | 116.4          | 99.6           |
| 4       | 103.5          | 105.1          | 95.7           | 100.3         | 101.3          | 95.0           | 121.8                       | 125.2          | 100.3          |
| 5       | 108.3          | 110.4          | 97.9           | 106.4         | 107.9          | 98.2           | 122.6                       | 126.4          | 98.7           |
| 6       | 109.6          | 112.0          | 97.5           | 111.5         | 114.1          | 97.1           | 112.6                       | 115.1          | 97.0           |
| 7       | 103.9          | 105.6          | 95.8           | 99.9          | 100.7          | 95.3           | 119.0                       | 122.6          | 97.2           |
| 8       | 106.2          | 108.2          | 95.9           | 101.0         | 101.9          | 96.0           | 122.9                       | 126.9          | 97.9           |
| 9       | 110.5          | 113.5          | 95.1           | 109.6         | 111.7          | 97.6           | 115.0                       | 118.1          | 95.7           |
| 10      | 108.8          | 111.3          | 96.7           | 104.3         | 105.6          | 97.0           | 116.1                       | 119.2          | 96.9           |
| 11      | 114.6          | 117.7          | 99.0           | 109.3         | 111.3          | 98.3           | 115.3                       | 118.4          | 95.6           |
| 12      | 115.7          | 120.4          | 91.5           | 113.1         | 116.5          | 93.2           | 108.1                       | 110.3          | 94.3           |
| 2024. 1 | 108.3          | 110.0          | 99.7           | 102.8         | 103.6          | 97.9           | 111.6                       | 113.9          | 96.7           |
| 2       | 100.2          | 103.0          | 86.1           | 95.5          | 97.0           | 86.8           | 114.1                       | 117.2          | 95.3           |
| 3       | 112.3          | 115.6          | 95.9           | 108.1         | 110.5          | 94.2           | 110.0                       | 112.0          | 96.6           |
| 4       | 110.4          | 112.9          | 98.4           | 104.2         | 105.5          | 96.8           | 112.1                       | 114.6          | 96.8           |
| 5       | 113.1          | 115.8          | 99.4           | 106.9         | 108.5          | 97.9           | 112.2                       | 114.4          | 98.2           |
| 6       | 113.9          | 117.7          | 94.9           | 108.1         | 110.7          | 93.8           | 106.9                       | 108.3          | 97.5           |
| 7       | 109.5          | 111.7          | 98.3           | 101.4         | 102.2          | 96.6           | 112.7                       | 115.0          | 98.2           |
| 8       | 109.9          | 112.9          | 94.6           | 103.3         | 104.8          | 95.0           | 114.9                       | 117.7          | 97.7           |
| 9       | 108.9          | 112.6          | 90.3           | 105.9         | 108.6          | 90.9           | 109.6                       | 111.8          | 95.5           |
| 10      | 115.6          | 118.7          | 100.6          | 106.2         | 107.5          | 98.8           | 111.7                       | 113.8          | 97.9           |
| 11      | 115.1          | 119.2          | 95.2           | 105.9         | 107.9          | 94.7           | 111.5                       | 113.7          | 97.4           |
| 12      | 122.1          | 127.4          | 95.4           | 115.4         | 118.7          | 96.6           | 105.9                       | 107.4          | 96.2           |

주: 1) 최근 2개월과 2024년 수치는 잠정치임

2) 재고는 기(월, 연)말 기준임

자료: 통계청 경제동향통계심의관 산업동향과

Note: 1) Recent two month and 2024 figures are preliminary.

2) Inventory is calculated at the end of a given period (month or year).

Source: Statistics Korea.

2. 광공업생산지수(원지수)<sup>1)</sup>

2020=100

|                   | 총 지 수      | 광업 및 제조업                    | 광 업                     | 제 조 업         | 전기업 및<br>가스업                            | 광 업 Mining and quarrying                       |            |  |
|-------------------|------------|-----------------------------|-------------------------|---------------|---|--|------------|--|
|                   |            |                             |                         |               |   | 석탄, 원유<br>및 천연가스                               | 금 속        | 비금속광물;<br>연료용 제외                         |
|                   | All groups | Mining and<br>manufacturing | Mining and<br>quarrying | Manufacturing | Electricity, gas<br>and steam<br>supply | Coal, crude<br>petroleum<br>and natural<br>gas | Metal ores | Non-metallic<br>minerals;<br>except fuel |
| 가중치 <sup>2)</sup> | 10,000.0   | 9,555.0                     | 23.0                    | 9,532.0       | 445.0                                   | 0.4  | 0.8        | 21.8                                     |
| 2018              | 99.9       | 99.8                        | 106.4                   | 99.7          | 103.4                                   | 143.1  | 79.3       | 102.2                                    |
| 2019              | 100.3      | 100.2                       | 101.5                   | 100.2         | 101.9                                   | 122.1  | 74.2       | 99.6                                     |
| 2020              | 100.0      | 100.0                       | 100.0                   | 100.0         | 100.0                                   | 100.0  | 100.0      | 100.0                                    |
| 2021              | 108.5      | 108.7                       | 101.0                   | 108.8         | 104.6                                   | 88.2   | 86.8       | 102.5                                    |
| 2022              | 109.6      | 109.7                       | 93.2                    | 109.8         | 107.7                                   | 80.5   | 77.7       | 94.8                                     |
| 2023              | 106.8      | 106.9                       | 94.2                    | 106.9         | 104.8                                   | 63.4   | 82.1       | 96.1                                     |
| 2024              | 111.2      | 111.5                       | 85.3                    | 111.6         | 106.2                                   | 53.4   | 69.3       | 87.3                                     |
| 2023. 5           | 107.5      | 108.3                       | 102.6                   | 108.3         | 92.3                                    | 64.7   | 72.1       | 105.5                                    |
| 6                 | 108.7      | 109.6                       | 101.3                   | 109.6         | 91.8                                    | 66.5   | 76.7       | 103.9                                    |
| 7                 | 103.7      | 103.9                       | 88.0                    | 103.9         | 101.0                                   | 58.4   | 109.5      | 88.4                                     |
| 8                 | 105.9      | 106.1                       | 90.2                    | 106.2         | 103.2                                   | 53.1   | 73.8       | 92.3                                     |
| 9                 | 109.6      | 110.4                       | 90.2                    | 110.5         | 92.5                                    | 55.4   | 67.4       | 92.6                                     |
| 10                | 107.9      | 108.8                       | 101.2                   | 108.8         | 90.5                                    | 54.0   | 93.2       | 103.3                                    |
| 11                | 114.1      | 114.6                       | 108.7                   | 114.6         | 105.5                                   | 71.6   | 105.2      | 110.5                                    |
| 12                | 116.1      | 115.6                       | 106.4                   | 115.7         | 127.6                                   | 56.3   | 97.9       | 108.7                                    |
| 2024. 1           | 109.4      | 108.2                       | 86.3                    | 108.3         | 136.8                                   | 63.0   | 94.9       | 87.0                                     |
| 2                 | 100.8      | 100.1                       | 73.8                    | 100.2         | 116.5                                   | 47.4   | 94.6       | 74.1                                     |
| 3                 | 112.3      | 112.2                       | 89.5                    | 112.3         | 115.5                                   | 57.2   | 67.6       | 91.8                                     |
| 4                 | 109.6      | 110.4                       | 95.2                    | 110.4         | 95.3                                    | 58.0   | 77.4       | 97.6                                     |
| 5                 | 112.0      | 113.0                       | 98.8                    | 113.1         | 92.6                                    | 51.9   | 58.0       | 102.4                                    |
| 6                 | 112.8      | 113.8                       | 94.1                    | 113.9         | 92.5                                    | 49.8   | 90.7       | 96.0                                     |
| 7                 | 109.1      | 109.4                       | 82.9                    | 109.5         | 103.1                                   | 53.5   | 68.6       | 84.8                                     |
| 8                 | 109.7      | 109.8                       | 78.9                    | 109.9         | 108.5                                   | 50.2   | 30.7       | 82.2                                     |
| 9                 | 108.1      | 108.8                       | 74.0                    | 108.9         | 95.3                                    | 45.4   | 17.5       | 77.7                                     |
| 10                | 114.4      | 115.6                       | 84.6                    | 115.6         | 91.4                                    | 51.5   | 87.9       | 85.8                                     |
| 11                | 114.2      | 115.1                       | 84.4                    | 115.1         | 98.5                                    | 58.8   | 97.6       | 85.0                                     |
| 12                | 122.2      | 121.9                       | 80.8                    | 122.1         | 128.3                                   | 53.7   | 45.7       | 83.5                                     |
| 서 울               | 107.4      | 104.1                       | -                       | 104.1         | 133.0                                   | -  | -          | -  |
| 부 산               | 116.1      | 122.5                       | 173.4                   | 122.5         | 64.9                                    | -  | -          | 173.4                                    |
| 대 구               | 111.5      | 110.0                       | -                       | 110.0         | 149.3                                   | -  | -          | -  |
| 인 천               | 135.3      | 141.0                       | 65.7                    | 141.3         | 95.9                                    | -  | -          | 65.7                                     |
| 광 주               | 123.7      | 122.0                       | -                       | 122.0         | 167.6                                   | -  | -          | -  |
| 대 전               | 97.3       | 93.1                        | -                       | 93.1          | 160.3                                   | -  | -          | -  |
| 울 산               | 110.2      | 109.4                       | 138.7                   | 109.3         | 124.8                                   | -  | -          | 138.7                                    |
| 세 종               | 112.0      | 106.0                       | 56.0                    | 106.1         | 202.9                                   | -  | -          | 56.0                                     |
| 경 기               | 154.5      | 154.6                       | 83.9                    | 154.7         | 151.8                                   | -  | 28.5       | 87.9                                     |
| 강 원               | 112.0      | 113.6                       | 89.2                    | 115.4         | 103.2                                   | 59.0   | 51.6       | 97.2                                     |
| 충 북               | 117.7      | 116.4                       | 91.7                    | 116.5         | 181.3                                   | -  | -          | 91.7                                     |
| 충 남               | 111.6      | 112.8                       | 86.4                    | 112.8         | 96.9                                    | -  | -          | 86.4                                     |
| 전 북               | 104.3      | 101.1                       | 66.4                    | 101.4         | 136.1                                   | -  | -          | 66.4                                     |
| 전 남               | 113.4      | 109.7                       | 75.2                    | 109.9         | 145.3                                   | -  | -          | 75.2                                     |
| 경 북               | 107.8      | 106.0                       | 73.4                    | 106.0         | 132.4                                   | -  | -          | 73.4                                     |
| 경 남               | 129.2      | 128.6                       | 71.7                    | 128.7         | 139.2                                   | -  | -          | 71.7                                     |
| 세 주               | 111.2      | 101.0                       | 78.2                    | 101.2         | 135.2                                   | -  | -          | 78.2                                     |

주: 1) 최근 2개월과 2024년 수치는 잠정치임

2) 가중치는 2024년 지수작성에 적용되는 가중치로, 이전 자료는 적용할 수 없음

자료: 통계청 경제동향통계심의관 산업동향과

2. Index of Industrial Production (Original Index) <sup>1)</sup>

2020=100

| 제조업           |           |                  |                             |  |   |  |                                   |   |                      |
|---------------|-----------|------------------|-----------------------------|--|---|--|-----------------------------------|---|----------------------|
| Manufacturing |           |                  |                             |  |   |  |                                   |   |                      |
| 식료품           | 음료        | 담배               | 섬유제품;<br>의복제외               | 의복, 의복액세서리<br>및 모피제품   | 가죽, 가방<br>및 신발  | 목재 및<br>나무제품;<br>가구제외                                  | 펄프, 종이<br>및 종이제품                  | 인쇄 및<br>기록매체<br>복제업                             |                      |
| Food products | Beverages | Tobacco products | Textiles;<br>except apparel | Wearing apparel,<br>clothing accessories<br>and fur articles | Tanning and<br>dressing of leather,<br>manufacture of luggage<br>and footwear | Wood products of<br>wood and cork; except<br>furniture | Pulp, paper<br>and paper products | Printing &<br>reproduction of recorded<br>media |                      |
| 485.9         | 102.0     | 44.7             | 110.6                       | 83.2   | 17.6  | 31.0   | 133.8                             | 43.9  | Weight <sup>2)</sup> |
| 94.8          | 105.8     | 87.8             | 119.0                       | 132.8  | 168.3   | 111.6  | 102.3                             | 106.7   | 2018                 |
| 98.4          | 104.2     | 95.7             | 112.0                       | 124.1  | 145.4   | 101.9  | 100.9                             | 101.3   | 2019                 |
| 100.0         | 100.0     | 100.0            | 100.0                       | 100.0  | 100.0   | 100.0  | 100.0                             | 100.0   | 2020                 |
| 100.2         | 99.8      | 93.2             | 101.6                       | 103.6  | 101.6   | 99.4   | 101.8                             | 101.7   | 2021                 |
| 102.3         | 107.0     | 95.3             | 99.8                        | 108.2  | 102.0   | 88.1   | 102.5                             | 98.2  | 2022                 |
| 97.4          | 103.9     | 97.7             | 90.4                        | 91.5   | 83.7  | 79.1   | 97.8                              | 94.0  | 2023                 |
| 99.1          | 102.4     | 105.2            | 88.3                        | 83.6   | 72.2  | 75.4   | 100.2                             | 90.4  | 2024                 |
| 100.1         | 109.8     | 97.0             | 93.5                        | 84.1   | 88.5  | 79.9   | 97.8                              | 91.7  | 5. 2023              |
| 98.9          | 117.6     | 98.6             | 92.2                        | 76.3   | 80.2  | 80.2   | 98.2                              | 97.6  | 6                    |
| 95.0          | 109.5     | 107.7            | 88.6                        | 99.6   | 75.4  | 74.5   | 96.1                              | 91.8  | 7                    |
| 98.8          | 113.5     | 98.4             | 86.1                        | 94.0   | 86.8  | 73.4   | 98.7                              | 94.8  | 8                    |
| 97.8          | 106.6     | 89.0             | 86.5                        | 96.5   | 86.2  | 79.5   | 96.5                              | 90.5  | 9                    |
| 98.4          | 105.7     | 104.2            | 88.4                        | 96.9   | 81.8  | 82.8   | 100.1                             | 92.2  | 10                   |
| 100.5         | 95.6      | 110.5            | 92.9                        | 85.1   | 80.3  | 87.1   | 102.7                             | 101.7   | 11                   |
| 95.6          | 80.5      | 62.6             | 86.6                        | 85.1   | 74.2  | 80.4   | 98.9                              | 102.6   | 12                   |
| 104.9         | 104.4     | 115.4            | 87.7                        | 89.7   | 87.5  | 81.5   | 103.7                             | 91.8  | 1. 2024              |
| 89.1          | 83.0      | 90.2             | 78.4                        | 77.0   | 76.7  | 72.7   | 91.8                              | 81.8  | 2                    |
| 96.6          | 97.5      | 106.3            | 91.6                        | 85.4   | 81.5  | 74.4   | 100.7                             | 92.2  | 3                    |
| 100.8         | 105.0     | 114.0            | 94.5                        | 86.2   | 72.7  | 79.0   | 112.9                             | 93.1  | 4                    |
| 102.5         | 114.1     | 106.5            | 94.6                        | 79.0   | 72.5  | 75.6   | 102.9                             | 92.5  | 5                    |
| 96.4          | 113.4     | 112.1            | 89.1                        | 69.5   | 66.7  | 74.8   | 97.1                              | 86.3  | 6                    |
| 100.8         | 110.4     | 127.2            | 88.0                        | 83.6   | 63.9  | 75.7   | 102.7                             | 90.3  | 7                    |
| 98.7          | 105.0     | 108.1            | 81.9                        | 88.3   | 72.4  | 71.6   | 97.6                              | 86.6  | 8                    |
| 93.4          | 106.4     | 98.4             | 80.9                        | 85.5   | 67.4  | 67.2   | 92.5                              | 81.6  | 9                    |
| 103.9         | 114.1     | 112.2            | 93.7                        | 92.9   | 73.0  | 78.5   | 102.4                             | 89.3  | 10                   |
| 100.2         | 91.5      | 104.5            | 89.9                        | 82.7   | 64.8  | 76.4   | 97.7                              | 96.1  | 11                   |
| 102.2         | 83.5      | 67.8             | 89.8                        | 83.5   | 67.1  | 77.4   | 100.1                             | 103.5   | 12                   |
| 122.9         | 79.8      | -                | 72.2                        | 78.8   | 78.2  | -  | 94.5                              | 122.1   | Seoul                |
| 104.7         | 83.1      | -                | 104.5                       | 79.2   | 61.0  | 77.5   | 115.3                             | 106.6   | Busan                |
| 95.8          | 66.9      | -                | 100.9                       | 73.1   | -   | 54.4   | 104.2                             | 124.7   | Daegu                |
| 100.1         | 89.1      | -                | -                           | 305.3  | -   | 60.8   | 75.3                              | 90.6  | Incheon              |
| 82.7          | 93.8      | 139.5            | 94.8                        | -  | -   | 58.4   | 82.6                              | 53.1  | Gwangju              |
| 100.5         | 96.9      | 63.1             | 124.8                       | 52.0   | -   | -  | 81.5                              | 80.7  | Daejeon              |
| 78.7          | 133.7     | -                | 66.3                        | -  | -   | 89.1   | 100.8                             | -   | Ulsan                |
| 114.0         | 39.5      | -                | -                           | -  | 123.1   | -  | 122.6                             | 185.1   | Sejong               |
| 97.2          | 81.0      | -                | 74.9                        | 111.0  | 90.6  | 68.0   | 98.6                              | 107.7   | Gyeonggi             |
| 92.0          | 134.1     | -                | -                           | 6.8  | -   | -  | 90.2                              | -   | Gangwon              |
| 103.8         | 82.7      | -                | 73.5                        | -  | 68.8  | 91.5   | 105.3                             | 74.1  | Chungbuk             |
| 102.9         | 73.5      | -                | 171.5                       | -  | -   | 57.6   | 91.5                              | 107.2   | Chungnam             |
| 102.5         | 71.9      | -                | 58.0                        | -  | -   | 111.6  | 105.7                             | -   | Jeonbuk              |
| 120.5         | 72.7      | -                | -                           | -  | -   | -  | 81.3                              | -   | Jeonnam              |
| 85.1          | 66.7      | 61.2             | 91.8                        | -  | -   | 91.3   | 88.8                              | 79.7  | Gyeongbuk            |
| 89.9          | 99.6      | 62.7             | 36.5                        | -  | -   | 100.7  | 103.6                             | 43.1  | Gyeongnam            |
| 98.4          | 91.7      | -                | -                           | -  | -   | -  | 137.4                             | -   | Jeju                 |

Note: 1) Recent two month and 2024 figures are preliminary.

2) Weights are applied only to the indices for 2024. In other words, weights can't be applied to the indices prior.

Source: Statistics Korea.

2. 광공업생산지수(원지수)(계속) <sup>1)</sup>

2020=100

|                   |                  | 제 조 업   |   |   |                                   |  |                         |  |         |  |
|-------------------|------------------|---|---|---|-----------------------------------|--|-------------------------|--|---------|--|
|                   |                  | 코크스, 연탄<br>및 석유정제품  | 화학물질 및<br>화학제품;<br>의약품 제외   | 의료용 물질<br>및 의약품   | 고무 및<br>플라스틱제품                    | 비금속<br>광물 제품                                 | 1차 금속                   | 금속가공제품;<br>기계 및 가구<br>제외   |         | 전자부품, 컴퓨터,<br>영상, 음향 및<br>통신장비   |
|                   |                  | Coke, hard-coal<br>and lignite fuel<br>briquettes &<br>refined<br>petroleum<br>products | Chemicals &<br>chemical<br>products; except<br>pharmaceuticals,<br>medicinal<br>chemicals | Pharmaceuticals,<br>medicinal<br>chemicals and<br>botanical<br>products | Rubber and<br>plastic<br>products | Other<br>non-metallic<br>mineral<br>products | Basic metal<br>products | Fabricated metal<br>products, except<br>machinery and<br>furniture |         | Electronic<br>components,<br>computer, visual,<br>sounding and<br>communication<br>equipment |
| 가중치 <sup>2)</sup> |                  | 354.5   | 756.8   | 288.9   | 414.8                             | 213.6  | 600.2                   | 495.9  | 2,555.0 |  |
| 2018              |                  | 110.5   | 104.7   | 88.9  | 107.2                             | 110.4  | 109.1                   | 111.0  | 85.3    |  |
| 2019              |                  | 108.6   | 103.2   | 91.3  | 105.2                             | 107.4  | 106.6                   | 109.2  | 89.4    |  |
| 2020              |                  | 100.0   | 100.0   | 100.0   | 100.0                             | 100.0  | 100.0                   | 100.0  | 100.0   |  |
| 2021              |                  | 103.6   | 108.6   | 102.9   | 103.2                             | 104.0  | 105.1                   | 94.8   | 120.1   |  |
| 2022              |                  | 105.4   | 97.8  | 117.2   | 103.2                             | 99.5   | 97.8                    | 94.1   | 120.9   |  |
| 2023              |                  | 105.5   | 88.4  | 127.4   | 98.5                              | 94.1   | 98.0                    | 96.5   | 114.1   |  |
| 2024              |                  | 107.0   | 90.4  | 152.1   | 101.0                             | 91.6   | 94.1                    | 98.9   | 131.8   |  |
| 2023.             | 5                | 116.3   | 87.5  | 121.0   | 100.9                             | 105.5  | 103.0                   | 97.8   | 109.7   |  |
|                   | 6                | 96.6  | 87.9  | 129.0   | 101.7                             | 101.8  | 101.3                   | 98.9   | 114.7   |  |
|                   | 7                | 102.7   | 87.9  | 137.1   | 99.4                              | 86.5   | 100.0                   | 93.7   | 106.0   |  |
|                   | 8                | 96.2  | 86.4  | 138.3   | 96.5                              | 87.9   | 96.8                    | 91.0   | 124.2   |  |
|                   | 9                | 103.3   | 87.3  | 129.6   | 97.0                              | 90.5   | 93.2                    | 93.6   | 138.4   |  |
|                   | 10               | 113.2   | 85.2  | 124.6   | 98.3                              | 98.9   | 99.1                    | 95.7   | 127.6   |  |
|                   | 11               | 110.1   | 88.4  | 138.5   | 103.9                             | 103.1  | 95.2                    | 105.3  | 134.8   |  |
|                   | 12               | 112.1   | 89.5  | 125.2   | 94.8                              | 94.0   | 94.7                    | 106.0  | 138.2   |  |
|                   | 2024.            | 1   | 112.4   | 91.8  | 137.7                             | 103.7  | 83.7                    | 102.0  | 98.3    | 117.6  |
|                   | 2                | 104.4   | 82.5  | 133.0   | 91.2                              | 73.0   | 90.3                    | 88.6   | 117.6   |  |
|                   | 3                | 105.7   | 90.6  | 149.3   | 103.3                             | 91.1   | 97.9                    | 94.0   | 131.1   |  |
|                   | 4                | 105.2   | 93.0  | 142.3   | 102.8                             | 100.2  | 96.4                    | 97.3   | 117.6   |  |
|                   | 5                | 110.7   | 91.5  | 173.3   | 105.2                             | 101.5  | 94.6                    | 99.2   | 127.1   |  |
|                   | 6                | 102.0   | 89.5  | 156.0   | 102.4                             | 100.2  | 91.6                    | 98.3   | 139.5   |  |
|                   | 7                | 106.7   | 92.9  | 163.1   | 103.8                             | 83.9   | 94.3                    | 95.0   | 125.6   |  |
|                   | 8                | 112.0   | 89.2  | 147.7   | 98.5                              | 90.1   | 93.5                    | 96.2   | 134.6   |  |
|                   | 9                | 104.8   | 89.7  | 156.4   | 93.7                              | 82.2   | 88.4                    | 94.3   | 134.8   |  |
|                   | 10               | 105.2   | 91.3  | 154.0   | 106.3                             | 100.1  | 94.6                    | 103.7  | 140.9   |  |
|                   | 11               | 106.1   | 90.7  | 152.0   | 100.6                             | 98.7   | 93.1                    | 104.3  | 142.0   |  |
|                   | 12               | 109.1   | 91.5  | 159.9   | 100.8                             | 94.0   | 91.9                    | 117.4  | 152.7   |  |
|                   | 서<br>부<br>대<br>인 | 울   | 0.0   | 73.7  | -                                 | 64.3   | 53.0                    | -  | 83.0    | 103.1  |
| 산                 |                  | 113.1   | 88.9  | 182.5   | 133.4                             | 90.0   | 206.6                   | 103.9  | 128.8   |  |
| 구                 |                  | -   | 127.5   | 94.0  | 125.3                             | 47.5   | 82.2                    | 73.2   | 136.9   |  |
| 천                 |                  | 103.8   | 114.1   | 295.1   | 97.1                              | 75.7   | 74.4                    | 99.9   | 154.3   |  |
| 광<br>대<br>울<br>세  | 주                | 0.0   | -   | -   | 109.7                             | 73.2   | 131.7                   | 181.1  | 87.5    |  |
|                   | 전                | -   | 58.5  | 152.7   | 79.5                              | 55.4   | 48.4                    | 95.0   | 97.6    |  |
|                   | 산                | 105.9   | 96.1  | -   | 130.1                             | 124.7  | 95.6                    | 83.0   | -       |  |
|                   | 중                | -   | 73.2  | 132.4   | 83.3                              | 147.4  | 6.4                     | -  | 88.3    |  |
| 경<br>강<br>충<br>충  | 기                | 259.3   | 87.9  | 121.5   | 89.5                              | 87.6   | 89.2                    | 109.9  | 202.4   |  |
|                   | 원                | 114.0   | 107.8   | 263.8   | 71.2                              | 88.3   | 99.6                    | 139.8  | 184.0   |  |
|                   | 북                | -   | 72.7  | 148.1   | 88.5                              | 92.4   | 90.9                    | 77.1   | 167.1   |  |
|                   | 남                | 108.7   | 93.9  | 154.5   | 128.9                             | 99.5   | 103.0                   | 91.0   | 112.1   |  |
| 전<br>전<br>경<br>제  | 북                | 371.3   | 79.8  | 122.0   | 115.2                             | 85.4   | 82.0                    | 83.0   | 80.3    |  |
|                   | 남                | 116.0   | 106.6   | 23.2  | 100.4                             | 89.3   | 103.0                   | 109.5  | -       |  |
|                   | 북                | 134.4   | 100.8   | 121.0   | 107.7                             | 94.6   | 87.8                    | 149.8  | 95.2    |  |
|                   | 남                | 115.2   | 98.0  | -   | 118.6                             | 89.8   | 88.2                    | 185.7  | 109.6   |  |
|                   | 주                | -   | 80.1  | 158.3   | 75.0                              | 85.7   | -                       | 55.6   | 163.2   |  |



3. 광공업생산지수(계절조정지수) <sup>1)</sup>

2020=100

|                   | 총 지 수   | 광업 및 제조업  | 광 업   | 제 조 업                             | 전기업 및<br>가스업                                 | 제 조 업      Manufacturing |   |  |
|-------------------|---|---|---|-----------------------------------|--|--------------------------|---|--|
|                   |   |   |   |                                   |  | 식 료 품                    | 음 료   |  |
|                   |   |   |   |                                   |  | All groups               | Mining and<br>manufacturing   | Mining and<br>quarrying  |
| 가중치 <sup>2)</sup> | 10,000.0  | 9,555.0   | 23.0  | 9,532.0                           | 445.0  | 488.9                    | 102.7   |  |
| 2023.             | 8   | 108.6   | 108.8   | 93.9                              | 108.9  | 104.7                    | 97.7  | 102.7  |
|                   | 9   | 110.7   | 111.0   | 96.3                              | 111.1  | 105.1                    | 97.6  | 104.8  |
|                   | 10  | 108.8   | 109.2   | 98.9                              | 109.3  | 102.0                    | 100.0   | 108.6  |
| 2024.             | 11  | 110.5   | 110.7   | 99.1                              | 110.8  | 106.9                    | 98.5  | 101.2  |
|                   | 12  | 110.1   | 110.3   | 102.7                             | 110.3  | 106.9                    | 94.3  | 92.9   |
|                   | 1   | 108.5   | 108.6   | 100.8                             | 108.6  | 108.3                    | 98.3  | 102.5  |
|                   | 2   | 111.7   | 111.9   | 99.0                              | 112.0  | 107.6                    | 99.5  | 99.6   |
|                   | 3   | 108.2   | 108.2   | 91.2                              | 108.3  | 110.3                    | 96.4  | 99.8   |
|                   | 4   | 111.0   | 111.4   | 88.8                              | 111.4  | 104.1                    | 102.2   | 106.5  |
|                   | 5   | 110.2   | 110.6   | 87.6                              | 110.7  | 103.9                    | 101.4   | 107.1  |
|                   | 6   | 111.0   | 111.4   | 87.4                              | 111.5  | 104.7                    | 98.7  | 105.5  |
|                   | 7   | 106.6   | 106.7   | 80.7                              | 106.8  | 105.3                    | 100.2   | 98.5   |
|                   | 8   | 111.1   | 111.2   | 82.2                              | 111.2  | 110.1                    | 97.6  | 94.9   |
|                   | 9   | 111.0   | 111.2   | 80.9                              | 111.3  | 109.8                    | 97.0  | 107.6  |
|                   | 10  | 110.6   | 111.2   | 77.8                              | 111.2  | 101.2                    | 99.0  | 110.7  |
|                   | 11  | 110.3   | 110.9   | 76.9                              | 111.0  | 99.9                     | 98.2  | 96.8   |
|                   | 12  | 115.4   | 115.8   | 77.9                              | 115.9  | 107.3                    | 100.9   | 96.4   |
|                   |   |   |   |                                   |  |                          |   |  |
|                   | 제 조 업   |   |   |                                   |  |                          |   |  |
|                   | 코크스, 연탄<br>및 석유정제품  | 화학물질 및<br>화학제품;<br>의약품 제외   | 의료용 물질<br>및 의약품   | 고무 및<br>플라스틱제품                    | 비금속<br>광물제품                                  | 1차 금속                    | 금속가공제품;<br>기계 및 가구<br>제외  | 전자부품,컴퓨터,<br>영상,음향 및<br>통신장비   |
|                   | Coke, hard-coal<br>and lignite fuel<br>briquettes &<br>refined<br>petroleum<br>products | Chemicals &<br>chemical<br>products; except<br>pharmaceuticals,<br>medicinal<br>chemicals | Pharmaceuticals,<br>medicinal<br>chemicals and<br>botanical<br>products | Rubber and<br>plastic<br>products | Other<br>non-metallic<br>mineral<br>products | Basic metal<br>products  | Fabricated metal<br>products;<br>except<br>machinery and<br>furniture | Electronic<br>components,<br>computer; visual,<br>sounding and<br>communication<br>equipment |
| 가중치 <sup>2)</sup> | 356.9   | 761.5   | 290.9   | 417.7                             | 214.8  | 604.4                    | 499.3   | 2,572.6  |
| 2023.             | 8   | 93.4  | 87.7  | 144.8                             | 99.8   | 92.9                     | 98.0  | 96.2   |
|                   | 9   | 106.5   | 89.0  | 126.3                             | 100.2  | 92.0                     | 96.2  | 95.6   |
|                   | 10  | 112.2   | 88.9  | 126.8                             | 97.8   | 94.0                     | 99.8  | 95.1   |
| 2024.             | 11  | 109.8   | 90.9  | 133.2                             | 100.1  | 92.3                     | 95.4  | 95.8   |
|                   | 12  | 107.3   | 88.7  | 127.2                             | 98.5   | 90.6                     | 94.1  | 94.4   |
|                   | 1   | 110.3   | 86.9  | 138.9                             | 101.9  | 95.9                     | 98.8  | 94.3   |
|                   | 2   | 109.8   | 86.7  | 150.3                             | 102.8  | 96.2                     | 98.6  | 97.8   |
|                   | 3   | 104.3   | 85.4  | 146.1                             | 99.5   | 89.4                     | 94.5  | 87.6   |
|                   | 4   | 107.7   | 91.5  | 143.7                             | 100.6  | 95.2                     | 96.0  | 95.1   |
|                   | 5   | 111.5   | 90.1  | 173.1                             | 101.5  | 94.7                     | 91.9  | 94.3   |
|                   | 6   | 106.9   | 91.3  | 152.8                             | 101.1  | 95.6                     | 91.3  | 92.9   |
|                   | 7   | 104.3   | 91.8  | 152.7                             | 100.2  | 83.1                     | 91.6  | 90.4   |
|                   | 8   | 108.5   | 90.5  | 154.5                             | 101.9  | 95.3                     | 94.8  | 93.4   |
|                   | 9   | 108.0   | 92.6  | 155.7                             | 100.5  | 87.0                     | 92.8  | 96.2   |
|                   | 10  | 103.9   | 92.9  | 149.9                             | 99.9   | 89.4                     | 93.1  | 92.2   |
|                   | 11  | 105.8   | 92.8  | 146.1                             | 96.9   | 88.4                     | 93.5  | 90.7   |
|                   | 12  | 104.5   | 90.9  | 162.9                             | 104.7  | 90.7                     | 91.4  | 95.6   |

주: 1) 최근 2개월은 잠정치임

2) 가중치는 2024년 지수작성에 적용되는 가중치로, 이전 자료는 적용할 수 없음

자료: 통계청 경제동향통계심의관 산업동향과

3. Index of Industrial Production (Seasonally Adjusted Index) <sup>1)</sup>

2020=100

| 제 조 업  |                             |   |   |   |                                   |   |           |
|--|-----------------------------|---|---|---|-----------------------------------|---|-----------|
| Manufacturing  |                             |   |   |   |                                   |   |           |
| 담 배  | 섬유제품 ;<br>의복제외              | 의복, 의복액세<br>서리 및 모피제품   | 가죽, 가방<br>및 신발  | 목재 및 나무<br>제품 ;가구제외                                     | 펄프, 종이 및<br>종이제품                  | 인쇄 및 기록<br>매체 복제업                               |           |
| Tobacco<br>products  | Textiles, except<br>apparel | Wearing apparel,<br>clothing<br>accessories and<br>fur articles | Tanning and<br>dressing of<br>leather,<br>manufacture of<br>luggage and<br>footwear | Wood products of<br>wood and cork ;<br>except furniture | Pulp, paper and<br>paper products | Printing &<br>reproduction of<br>recorded media |           |
| 45.0   | 111.2                       | 83.7  | 17.6  | 31.2  | 134.7                             | 44.2  | Weight 2) |
| 100.1  | 90.5                        | 94.7  | 86.3  | 76.6  | 98.2                              | 98.0  | 8. 2023   |
| 93.9   | 89.9                        | 87.1  | 83.8  | 84.0  | 98.6                              | 93.8  | 9         |
| 105.0  | 87.8                        | 78.5  | 82.3  | 82.1  | 100.4                             | 96.6  | 10        |
| 98.6   | 88.6                        | 79.8  | 78.7  | 80.2  | 99.3                              | 94.7  | 11        |
| 80.3   | 86.6                        | 86.2  | 79.4  | 78.6  | 98.0                              | 86.3  | 12        |
| 110.6  | 87.5                        | 82.4  | 87.2  | 82.0  | 97.5                              | 90.3  | 1. 2024   |
| 103.7  | 90.0                        | 90.0  | 86.9  | 80.9  | 102.4                             | 90.8  | 2         |
| 101.7  | 86.6                        | 83.2  | 81.0  | 71.7  | 97.2                              | 91.3  | 3         |
| 114.8  | 90.8                        | 85.0  | 64.8  | 77.8  | 115.6                             | 95.6  | 4         |
| 106.1  | 91.0                        | 86.9  | 69.2  | 73.7  | 101.9                             | 94.9  | 5         |
| 109.0  | 89.0                        | 88.2  | 69.9  | 75.9  | 99.7                              | 89.2  | 6         |
| 110.0  | 86.3                        | 90.1  | 61.3  | 75.5  | 101.9                             | 92.3  | 7         |
| 109.7  | 86.1                        | 88.6  | 70.9  | 74.7  | 97.1                              | 89.4  | 8         |
| 107.5  | 87.2                        | 79.0  | 68.2  | 73.2  | 97.8                              | 87.5  | 9         |
| 106.0  | 88.3                        | 72.4  | 69.6  | 73.9  | 97.6                              | 88.6  | 10        |
| 92.9   | 85.6                        | 77.9  | 64.1  | 70.2  | 94.5                              | 89.5  | 11        |
| 87.6   | 89.9                        | 84.5  | 71.5  | 75.7  | 99.2                              | 87.1  | 12        |
|  |                             |   |   |   |                                   |   |           |
| Manufacturing  |                             |   |   |   |                                   |   |           |
| 의료, 정밀, 광학<br>기기 및 시계  | 전 기 장 비                     | 기 타 기 계<br>및 장 비  | 자 동 차 및<br>트 레 일 러  | 기     타<br>운 송 장 비                                      | 가     구                           | 기 타 제품  |           |
| Medical, precision<br>& optical<br>instruments,<br>watches and<br>clocks | Electrical<br>equipment     | Other<br>machinery and<br>equipment                             | Motor vehicles,<br>trailers and<br>semitrailers                                     | Other transport<br>equipment                            | Furniture                         | Other<br>manufacturing                          |           |
| 238.8  | 481.0                       | 782.0   | 1,020.9   | 145.0   | 43.4                              | 43.6  | Weight 2) |
| 109.4  | 108.5                       | 103.3   | 133.7   | 125.5   | 78.6                              | 103.7   | 8. 2023   |
| 112.8  | 107.3                       | 107.3   | 125.8   | 122.6   | 81.7                              | 99.5  | 9         |
| 110.9  | 106.1                       | 100.4   | 130.3   | 120.9   | 85.6                              | 97.9  | 10        |
| 106.8  | 101.5                       | 105.3   | 124.7   | 127.3   | 88.9                              | 92.9  | 11        |
| 113.4  | 104.9                       | 108.2   | 126.2   | 128.9   | 84.7                              | 99.6  | 12        |
| 113.9  | 100.3                       | 97.8  | 122.9   | 108.5   | 75.1                              | 89.4  | 1. 2024   |
| 117.8  | 100.7                       | 104.4   | 124.2   | 123.2   | 76.1                              | 90.7  | 2         |
| 122.2  | 93.3                        | 104.2   | 122.6   | 118.7   | 67.8                              | 91.1  | 3         |
| 121.8  | 98.4                        | 106.7   | 132.7   | 128.9   | 74.1                              | 94.2  | 4         |
| 113.2  | 94.4                        | 101.7   | 128.6   | 121.1   | 70.5                              | 98.9  | 5         |
| 113.5  | 95.9                        | 101.9   | 127.3   | 121.8   | 65.9                              | 92.0  | 6         |
| 116.5  | 92.2                        | 98.6  | 109.0   | 128.1   | 73.5                              | 96.6  | 7         |
| 110.7  | 92.0                        | 103.1   | 133.4   | 137.8   | 66.2                              | 108.5   | 8         |
| 115.8  | 93.1                        | 110.4   | 132.9   | 123.8   | 68.0                              | 100.9   | 9         |
| 125.0  | 90.5                        | 103.6   | 123.1   | 125.7   | 60.5                              | 85.7  | 10        |
| 115.6  | 90.4                        | 105.2   | 116.4   | 128.6   | 62.7                              | 89.0  | 11        |
| 125.0  | 95.7                        | 109.9   | 128.9   | 136.8   | 69.1                              | 102.0   | 12        |

Note: 1) Recent two month data are preliminary.

2) Weights are applied only to the indices for 2024. In other words, weights can't be applied to the indices prior.

Source: Statistics Korea.

4. 생산자제품 출하지수(원지수)<sup>1)</sup>

2020=100

|                   | 총 지 수      | 광업 및 제조업                 | 광 업                  | 제 조 업         | 전기업 및 가스업                         | 광 업 Mining and quarrying              |            |                                    |
|-------------------|------------|--------------------------|----------------------|---------------|-----------------------------------|---------------------------------------|------------|------------------------------------|
|                   |            |                          |                      |               |                                   | 석탄, 원유 및 천연가스                         | 금 속        | 비금속광물; 연료용 제외                      |
|                   | All groups | Mining and manufacturing | Mining and quarrying | Manufacturing | Electricity, gas and steam supply | Coal, crude petroleum and natural gas | Metal ores | Non-metallic minerals; except fuel |
| 가중치 <sup>2)</sup> | 10,000.0   | 9,406.7                  | 15.9                 | 9,390.8       | 593.3                             | 1.1                                   | 0.4        | 14.4                               |
| 2018              | 102.6      | 102.4                    | 104.4                | 102.4         | 105.8                             | 148.7                                 | 79.8       | 101.6                              |
| 2019              | 102.3      | 102.3                    | 99.2                 | 102.2         | 103.0                             | 119.4                                 | 75.6       | 98.5                               |
| 2020              | 100.0      | 100.0                    | 100.0                | 100.0         | 100.0                             | 100.0                                 | 100.0      | 100.0                              |
| 2021              | 105.0      | 105.0                    | 106.2                | 105.0         | 104.9                             | 105.4                                 | 92.9       | 106.7                              |
| 2022              | 105.3      | 105.2                    | 96.7                 | 105.3         | 107.5                             | 115.6                                 | 78.7       | 96.3                               |
| 2023              | 104.7      | 104.8                    | 99.0                 | 104.8         | 103.5                             | 106.6                                 | 85.2       | 99.3                               |
| 2024              | 105.2      | 105.3                    | 91.1                 | 105.3         | 105.1                             | 102.1                                 | 73.9       | 91.2                               |
| 2023. 5           | 105.3      | 106.4                    | 101.4                | 106.4         | 88.4                              | 47.5                                  | 60.3       | 106.5                              |
| 6                 | 110.0      | 111.5                    | 104.0                | 111.5         | 85.4                              | 91.8                                  | 84.2       | 105.7                              |
| 7                 | 99.4       | 99.9                     | 88.9                 | 99.9          | 92.5                              | 40.0                                  | 83.1       | 92.5                               |
| 8                 | 100.5      | 101.0                    | 96.3                 | 101.0         | 94.1                              | 102.7                                 | 85.6       | 96.5                               |
| 9                 | 108.1      | 109.6                    | 101.4                | 109.6         | 85.2                              | 141.7                                 | 95.4       | 99.3                               |
| 10                | 103.2      | 104.3                    | 108.3                | 104.3         | 85.5                              | 140.5                                 | 92.1       | 107.1                              |
| 11                | 109.1      | 109.4                    | 114.1                | 109.3         | 105.5                             | 113.1                                 | 77.3       | 115.7                              |
| 12                | 114.3      | 113.1                    | 111.9                | 113.1         | 134.8                             | 106.4                                 | 82.8       | 113.5                              |
| 2024. 1           | 105.4      | 102.8                    | 95.6                 | 102.8         | 146.9                             | 148.8                                 | 73.1       | 92.9                               |
| 2                 | 97.1       | 95.4                     | 75.7                 | 95.5          | 123.8                             | 76.5                                  | 130.3      | 74.2                               |
| 3                 | 108.7      | 108.0                    | 93.1                 | 108.1         | 119.6                             | 95.4                                  | 109.1      | 92.8                               |
| 4                 | 103.6      | 104.2                    | 103.5                | 104.2         | 94.4                              | 116.0                                 | 93.4       | 103.3                              |
| 5                 | 105.8      | 106.9                    | 103.7                | 106.9         | 88.8                              | 101.4                                 | 49.9       | 105.9                              |
| 6                 | 106.8      | 108.1                    | 96.3                 | 108.1         | 86.9                              | 77.8                                  | 69.7       | 98.8                               |
| 7                 | 100.9      | 101.3                    | 87.5                 | 101.4         | 95.2                              | 52.7                                  | 47.5       | 91.6                               |
| 8                 | 103.0      | 103.3                    | 85.9                 | 103.3         | 99.2                              | 95.2                                  | 23.1       | 87.6                               |
| 9                 | 104.7      | 105.9                    | 78.6                 | 105.9         | 86.9                              | 97.1                                  | 24.8       | 79.3                               |
| 10                | 104.9      | 106.2                    | 90.0                 | 106.2         | 85.5                              | 70.7                                  | 67.7       | 92.4                               |
| 11                | 105.3      | 105.8                    | 95.5                 | 105.9         | 97.6                              | 147.6                                 | 102.6      | 91.9                               |
| 12                | 116.5      | 115.3                    | 87.8                 | 115.4         | 136.5                             | 146.2                                 | 95.3       | 83.7                               |
| 서 울               | 111.8      | 107.0                    | -                    | 107.0         | 145.5                             | -                                     | -          | -                                  |
| 부 산               | 137.2      | 142.3                    | 173.4                | 142.3         | 65.0                              | -                                     | -          | 173.4                              |
| 대 구               | 121.6      | 120.9                    | -                    | 120.9         | 150.8                             | -                                     | -          | -                                  |
| 인 천               | 120.4      | 121.7                    | 63.2                 | 121.9         | 109.8                             | -                                     | -          | 63.2                               |
| 광 주               | 127.0      | 124.8                    | -                    | 124.8         | 172.2                             | -                                     | -          | -                                  |
| 대 전               | 121.2      | 117.8                    | -                    | 117.8         | 156.0                             | -                                     | -          | -                                  |
| 울 산               | 108.1      | 107.7                    | 138.7                | 107.7         | 121.9                             | -                                     | -          | 138.7                              |
| 세 종               | 109.6      | 104.7                    | 59.9                 | 104.9         | 204.4                             | -                                     | -          | 59.9                               |
| 경 기               | 147.1      | 146.8                    | 77.7                 | 146.9         | 157.1                             | -                                     | 28.5       | 80.0                               |
| 강 원               | 113.5      | 113.5                    | 113.8                | 113.5         | 113.5                             | 150.8                                 | 121.1      | 104.2                              |
| 충 북               | 114.9      | 114.2                    | 98.7                 | 114.2         | 186.7                             | -                                     | -          | 98.7                               |
| 충 남               | 112.4      | 113.2                    | 79.8                 | 113.2         | 98.6                              | -                                     | -          | 79.8                               |
| 전 북               | 105.2      | 101.7                    | 69.7                 | 101.9         | 150.5                             | -                                     | -          | 69.7                               |
| 전 남               | 109.1      | 106.6                    | 84.9                 | 106.6         | 144.4                             | -                                     | -          | 84.9                               |
| 경 북               | 109.1      | 107.4                    | 72.7                 | 107.4         | 135.6                             | -                                     | -          | 72.7                               |
| 경 남               | 130.8      | 130.3                    | 71.7                 | 130.4         | 138.3                             | -                                     | -          | 71.7                               |
| 세 주               | 115.7      | 106.0                    | 148.5                | 105.3         | 144.1                             | -                                     | -          | 148.5                              |

주: 1) 최근 2개월과 2024년 수치는 잠정치임

2) 가중치는 2024년 지수작성에 적용되는 가중치로, 이전 자료는 적용할 수 없음

자료: 통계청 경제동향통계심의관 산업동향과



4. Producers' Shipment Index (Original Index) <sup>1)</sup>

2020=100

| 제 조 업            |           |                     |                                |   |   |  |                                      |  |                      |
|------------------|-----------|---------------------|--------------------------------|---|---|--|--------------------------------------|--|----------------------|
| Manufacturing    |           |                     |                                |   |   |  |                                      |  |                      |
| 식 료 품            | 음 료       | 담 배                 | 섬 유 제 품 ;<br>의 복 제 외           | 의복, 의복액세<br>서리및모피제품   | 가죽, 가방<br>및 신발  | 목 재 및<br>나 무 제 품 ;<br>가 구 제 외                                | 펄프, 종이<br>및 종이제품                     | 인쇄 및<br>기록매체<br>복제업                                |                      |
| Food<br>products | Beverages | Tobacco<br>products | Textiles;<br>except<br>apparel | Wearing<br>apparel,<br>clothing<br>accessories<br>and fur<br>articles | Tanning and<br>dressing of<br>leather,<br>manufacture<br>of luggage<br>and footwear | Wood<br>products of<br>wood and<br>cork; except<br>furniture | Pulp, paper<br>and paper<br>products | Printing &<br>reproduction<br>of recorded<br>media |                      |
| 534.5            | 66.2      | 18.8                | 91.8                           | 84.6  | 19.0  | 32.4   | 128.5                                | 26.1   | Weight <sup>2)</sup> |
| 95.8             | 103.2     | 86.6                | 116.5                          | 119.7   | 168.2   | 113.7  | 100.9                                | 107.2  | 2018                 |
| 99.1             | 103.4     | 92.9                | 110.5                          | 115.2   | 146.8   | 101.1  | 101.2                                | 101.5  | 2019                 |
| 100.0            | 100.0     | 100.0               | 100.0                          | 100.0   | 100.0   | 100.0  | 100.0                                | 100.0  | 2020                 |
| 100.1            | 102.8     | 92.0                | 102.9                          | 101.4   | 94.0  | 100.0  | 101.6                                | 102.1  | 2021                 |
| 101.1            | 109.3     | 92.9                | 101.3                          | 98.8  | 91.8  | 86.2   | 101.3                                | 99.1   | 2022                 |
| 96.6             | 106.7     | 97.0                | 92.5                           | 87.6  | 77.2  | 77.1   | 97.1                                 | 94.8   | 2023                 |
| 96.4             | 105.6     | 103.9               | 91.3                           | 78.9  | 68.6  | 73.6   | 98.4                                 | 90.9   | 2024                 |
| 98.4             | 114.8     | 96.0                | 96.0                           | 86.1  | 86.1  | 78.1   | 96.4                                 | 92.3   | 5. 2023              |
| 97.6             | 119.7     | 94.9                | 93.8                           | 73.1  | 76.5  | 78.7   | 96.7                                 | 98.5   | 6                    |
| 95.0             | 111.6     | 108.0               | 89.8                           | 82.8  | 73.7  | 73.6   | 94.8                                 | 92.4   | 7                    |
| 99.1             | 116.8     | 102.4               | 86.8                           | 80.3  | 73.7  | 74.8   | 97.8                                 | 95.5   | 8                    |
| 100.7            | 117.0     | 101.1               | 88.7                           | 90.3  | 70.5  | 79.6   | 97.0                                 | 91.2   | 9                    |
| 97.1             | 106.2     | 102.1               | 92.5                           | 103.5   | 77.4  | 79.6   | 99.3                                 | 92.9   | 10                   |
| 96.9             | 99.4      | 95.1                | 95.4                           | 93.3  | 76.5  | 85.2   | 104.9                                | 102.3  | 11                   |
| 94.4             | 83.9      | 94.5                | 92.0                           | 83.3  | 72.2  | 76.0   | 96.3                                 | 103.4  | 12                   |
| 101.5            | 104.8     | 87.5                | 90.5                           | 83.6  | 73.6  | 80.3   | 101.5                                | 92.2   | 1. 2024              |
| 88.0             | 89.2      | 94.2                | 81.9                           | 74.4  | 72.2  | 70.0   | 89.6                                 | 82.2   | 2                    |
| 93.0             | 99.1      | 97.5                | 92.6                           | 79.4  | 76.9  | 73.9   | 98.1                                 | 92.7   | 3                    |
| 95.9             | 108.7     | 112.3               | 94.3                           | 77.7  | 69.3  | 75.4   | 101.6                                | 93.5   | 4                    |
| 99.2             | 119.7     | 110.4               | 94.8                           | 75.4  | 67.5  | 74.6   | 101.0                                | 93.1   | 5                    |
| 93.8             | 115.3     | 110.9               | 91.1                           | 67.7  | 69.8  | 72.8   | 96.3                                 | 86.8   | 6                    |
| 97.7             | 113.4     | 126.6               | 90.3                           | 70.9  | 64.6  | 74.1   | 103.7                                | 90.8   | 7                    |
| 98.1             | 115.6     | 106.5               | 83.4                           | 76.8  | 64.7  | 71.0   | 98.0                                 | 87.0   | 8                    |
| 93.4             | 111.3     | 111.2               | 85.3                           | 77.9  | 66.4  | 66.1   | 91.8                                 | 82.1   | 9                    |
| 99.4             | 112.7     | 89.2                | 99.3                           | 93.0  | 69.9  | 76.7   | 101.4                                | 89.7   | 10                   |
| 96.6             | 90.9      | 97.5                | 94.0                           | 86.0  | 62.2  | 74.7   | 97.6                                 | 96.6   | 11                   |
| 99.8             | 86.9      | 102.6               | 98.1                           | 83.8  | 65.8  | 73.1   | 100.3                                | 104.0  | 12                   |
| 183.4            | 79.8      | -                   | 77.8                           | 83.6  | 76.5  | -  | 96.4                                 | 121.8  | Seoul                |
| 99.8             | 95.3      | -                   | 109.9                          | 84.0  | 56.1  | 86.4   | 114.5                                | 106.6  | Busan                |
| 79.7             | 71.3      | -                   | 118.8                          | 76.7  | -   | 61.5   | 94.3                                 | 124.7  | Daegu                |
| 105.7            | 89.1      | -                   | -                              | 313.9   | -   | 56.4   | 75.3                                 | 92.3   | Incheon              |
| 83.1             | 93.8      | 173.1               | 104.3                          | -   | -   | 59.6   | 82.9                                 | 54.9   | Gwangju              |
| 102.3            | 65.5      | 128.8               | 142.7                          | 52.0  | -   | -  | 84.8                                 | 70.3   | Daejeon              |
| 96.3             | 108.9     | -                   | 79.4                           | -   | -   | 79.6   | 100.4                                | -  | Ulsan                |
| 121.4            | 68.1      | -                   | -                              | -   | 123.1   | -  | 118.4                                | 185.0  | Sejong               |
| 96.1             | 88.5      | -                   | 88.7                           | 107.8   | 76.9  | 68.4   | 99.8                                 | 107.7  | Gyeonggi             |
| 90.1             | 117.7     | -                   | -                              | 6.8   | -   | -  | 98.3                                 | -  | Gangwon              |
| 104.1            | 88.3      | -                   | 82.4                           | -   | 72.1  | 90.7   | 91.7                                 | 73.9   | Chungbuk             |
| 104.6            | 70.7      | -                   | 166.1                          | -   | -   | 58.0   | 95.2                                 | 107.4  | Chungnam             |
| 106.1            | 71.4      | -                   | 58.7                           | -   | -   | 76.5   | 110.1                                | -  | Jeonbuk              |
| 110.1            | 75.0      | -                   | -                              | -   | -   | -  | 64.6                                 | -  | Jeonnam              |
| 98.2             | 57.2      | 87.5                | 90.1                           | -   | -   | 89.6   | 87.4                                 | 73.7   | Gyeongbuk            |
| 92.5             | 92.8      | 78.0                | 34.9                           | -   | -   | 94.5   | 97.1                                 | 43.1   | Gyeongnam            |
| 94.9             | 99.9      | -                   | -                              | -   | -   | -  | 130.2                                | -  | Jeju                 |

Note: 1) Recent two month and 2024 figures are preliminary.

2) Weights are applied only to the indices for 2024. In other words, weights can't be applied to the indices prior.

Source: Statistics Korea.

4. 생산자제품 출하지수(원지수)(계속) <sup>1)</sup>

2020=100

|                   | 제 조 업   |  |   |  |   |                                      |  |  |
|-------------------|---|--|---|--|---|--------------------------------------|--|--|
|                   | 코크스, 연탄<br>및 석유정제품<br><br>Coke, hard-coal<br>and lignite fuel<br>briquettes &<br>refined<br>petroleum<br>products | 화학물질 및<br>화학제품 ;<br>의약품 제외<br><br>Chemicals &<br>chemical products<br>except<br>pharmaceuticals,<br>medicinal<br>chemicals | 의료용 물질<br>및 의약품<br><br>Pharmaceuticals,<br>medicinal<br>chemicals and<br>botanical products | 고무 및<br>플라스틱제품<br><br>Rubber and<br>plastic products | 비금속<br>광물 제품<br><br>Other<br>non-metallic<br>mineral products | 1차 금속<br><br>Basic metal<br>products | 금속가공제품;<br>기계 및 가구<br>제외<br><br>Fabricated metal<br>products; except<br>machinery and<br>furniture | 전자부품, 컴퓨터,<br>영상, 음향 및<br>통신장비<br><br>Electronic<br>components,<br>computer; visual,<br>sounding and<br>communication<br>equipment |
| 가중치 <sup>2)</sup> | 871.7   | 1,038.2  | 151.0   | 371.3  | 182.1   | 922.6                                | 415.0  | 1,487.6  |
| 2018              | 109.7   | 102.4  | 90.3  | 105.9  | 109.9   | 107.5                                | 110.7  | 91.9   |
| 2019              | 107.9   | 103.5  | 91.8  | 105.5  | 104.8   | 105.4                                | 108.8  | 92.3   |
| 2020              | 100.0   | 100.0  | 100.0   | 100.0  | 100.0   | 100.0                                | 100.0  | 100.0  |
| 2021              | 99.4  | 106.1  | 104.3   | 103.7  | 103.1   | 104.0                                | 91.5   | 110.7  |
| 2022              | 101.5   | 96.1   | 116.9   | 104.0  | 98.2  | 98.5                                 | 90.3   | 107.9  |
| 2023              | 102.7   | 91.4   | 128.7   | 100.7  | 92.3  | 98.9                                 | 94.1   | 109.7  |
| 2024              | 106.9   | 93.8   | 136.1   | 102.7  | 87.8  | 95.4                                 | 96.5   | 118.9  |
| 2023. 5           | 110.6   | 91.5   | 128.8   | 104.0  | 104.4   | 103.2                                | 94.7   | 97.6   |
| 6                 | 98.5  | 91.6   | 136.9   | 104.3  | 100.8   | 103.2                                | 99.0   | 131.9  |
| 7                 | 98.0  | 91.5   | 121.2   | 102.2  | 83.0  | 99.2                                 | 91.3   | 91.0   |
| 8                 | 95.3  | 92.1   | 126.9   | 99.2   | 84.4  | 97.8                                 | 90.2   | 108.8  |
| 9                 | 98.7  | 91.2   | 144.0   | 100.3  | 90.3  | 97.2                                 | 91.5   | 147.3  |
| 10                | 108.9   | 89.0   | 125.4   | 100.0  | 98.2  | 99.8                                 | 93.8   | 113.2  |
| 11                | 107.8   | 89.6   | 122.1   | 105.5  | 103.6   | 99.8                                 | 105.6  | 122.4  |
| 12                | 109.8   | 90.1   | 142.2   | 96.7   | 91.1  | 93.9                                 | 104.4  | 149.1  |
| 2024. 1           | 111.3   | 94.5   | 128.9   | 104.8  | 79.4  | 100.6                                | 94.4   | 103.2  |
| 2                 | 101.3   | 86.3   | 113.7   | 93.2   | 66.9  | 89.6                                 | 86.1   | 105.9  |
| 3                 | 111.1   | 96.1   | 127.7   | 104.7  | 87.8  | 98.6                                 | 90.3   | 124.3  |
| 4                 | 108.3   | 96.3   | 126.4   | 107.4  | 96.5  | 97.5                                 | 94.4   | 97.3   |
| 5                 | 110.1   | 95.2   | 149.6   | 105.7  | 98.1  | 99.1                                 | 97.1   | 111.9  |
| 6                 | 101.2   | 93.3   | 137.2   | 104.3  | 98.4  | 93.1                                 | 97.0   | 136.2  |
| 7                 | 102.6   | 96.4   | 137.0   | 105.6  | 78.5  | 95.5                                 | 93.1   | 99.6   |
| 8                 | 111.4   | 96.1   | 136.8   | 101.9  | 84.5  | 94.7                                 | 92.7   | 115.0  |
| 9                 | 103.5   | 91.1   | 143.4   | 95.3   | 79.0  | 89.6                                 | 92.6   | 147.1  |
| 10                | 108.4   | 96.2   | 128.9   | 106.3  | 98.0  | 97.3                                 | 100.7  | 112.6  |
| 11                | 104.4   | 89.5   | 138.3   | 101.8  | 95.5  | 95.4                                 | 102.9  | 124.2  |
| 12                | 109.5   | 94.5   | 164.8   | 101.8  | 90.4  | 93.4                                 | 116.1  | 149.9  |
| 서 울               | 0.0   | 101.4  | -   | 63.3   | 53.0  | -                                    | 77.2   | 109.8  |
| 부 산               | 109.4   | 77.9   | 168.0   | 154.1  | 91.4  | 226.4                                | 104.9  | 192.6  |
| 대 구               | -   | 122.0  | 99.4  | 124.0  | 38.4  | 84.4                                 | 77.8   | 164.0  |
| 인 천               | 100.4   | 102.0  | 284.0   | 97.1   | 70.2  | 102.9                                | 99.2   | 160.6  |
| 광 주               | 0.0   | -  | -   | 116.4  | 77.2  | 127.9                                | 193.0  | 88.8   |
| 대 전               | -   | 72.1   | 163.2   | 75.5   | 60.4  | 96.2                                 | 167.8  | 115.9  |
| 울 산               | 109.1   | 91.1   | -   | 133.2  | 116.6   | 96.4                                 | 81.3   | -  |
| 세 종               | -   | 93.0   | 146.9   | 85.3   | 130.0   | 29.6                                 | -  | 94.6   |
| 경 기               | 259.3   | 99.8   | 128.8   | 91.9   | 83.7  | 87.2                                 | 97.6   | 213.6  |
| 강 원               | 111.2   | 96.7   | 260.9   | 70.9   | 89.0  | 59.3                                 | 128.2  | 281.5  |
| 충 북               | -   | 94.0   | 148.7   | 84.3   | 94.0  | 88.5                                 | 76.8   | 178.7  |
| 충 남               | 115.6   | 101.0  | 146.6   | 129.3  | 92.6  | 97.9                                 | 91.1   | 109.9  |
| 전 북               | 371.3   | 66.7   | 121.5   | 114.0  | 86.4  | 101.1                                | 87.9   | 74.1   |
| 전 남               | 101.8   | 106.7  | 39.2  | 105.8  | 83.2  | 95.2                                 | 132.8  | -  |
| 경 북               | 138.1   | 86.0   | 153.7   | 111.6  | 92.8  | 87.7                                 | 146.8  | 103.8  |
| 경 남               | 117.0   | 99.8   | -   | 120.2  | 89.0  | 88.1                                 | 181.1  | 113.5  |
| 세 주               | -   | 25.2   | 257.1   | 68.4   | 86.7  | -                                    | 53.1   | 188.1  |

4. Producers' Shipment Index (Original Index)(Cont'd) <sup>1)</sup>

2020=100

[illegible]

5. 생산자제품 출하지수(계절조정지수)<sup>1)</sup>

2020=100

|                   | 총 지 수      | 광업 및 제조업                    | 광 업                     | 제 조 업         | 전기업 및<br>가스업                            | 제조업 Manufacturing |           |
|-------------------|------------|-----------------------------|-------------------------|---------------|---|-------------------|-----------|
|                   |            |                             |                         |               |   | 식 료 품             | 음 료       |
|                   | All groups | Mining and<br>manufacturing | Mining and<br>quarrying | Manufacturing | Electricity, gas<br>and steam<br>supply | Food products     | Beverages |
| 가중치 <sup>2)</sup> | 10,000.0   | 9,406.7                     | 15.9                    | 9,390.8       | 593.3                                   | 535.7             | 66.3      |
| 2023. 8           | 101.3      | 101.2                       | 101.2                   | 101.2         | 104.1                                   | 96.5              | 105.4     |
| 9                 | 105.6      | 105.6                       | 106.4                   | 105.6         | 105.1                                   | 96.9              | 112.4     |
| 10                | 101.8      | 102.0                       | 104.0                   | 102.0         | 100.5                                   | 100.7             | 110.4     |
| 11                | 103.0      | 102.9                       | 98.3                    | 102.9         | 105.8                                   | 95.4              | 106.4     |
| 12                | 105.5      | 105.6                       | 103.7                   | 105.6         | 104.9                                   | 92.8              | 97.3      |
| 2024. 1           | 99.9       | 99.5                        | 112.9                   | 99.5          | 107.1                                   | 95.6              | 108.6     |
| 2                 | 102.3      | 102.1                       | 102.2                   | 102.1         | 105.7                                   | 101.0             | 105.6     |
| 3                 | 100.3      | 99.7                        | 95.4                    | 99.7          | 110.4                                   | 96.4              | 104.4     |
| 4                 | 101.7      | 101.6                       | 100.1                   | 101.6         | 103.7                                   | 99.4              | 111.7     |
| 5                 | 100.9      | 100.8                       | 97.5                    | 100.8         | 103.5                                   | 99.6              | 111.8     |
| 6                 | 103.4      | 103.4                       | 93.7                    | 103.4         | 104.5                                   | 96.4              | 106.6     |
| 7                 | 97.2       | 96.8                        | 87.7                    | 96.8          | 104.8                                   | 96.1              | 102.6     |
| 8                 | 102.5      | 102.1                       | 91.2                    | 102.1         | 109.5                                   | 96.0              | 105.0     |
| 9                 | 103.7      | 103.5                       | 85.5                    | 103.5         | 107.7                                   | 94.4              | 110.6     |
| 10                | 98.9       | 98.9                        | 82.6                    | 98.9          | 99.4                                    | 97.0              | 111.7     |
| 11                | 98.6       | 98.7                        | 83.3                    | 98.7          | 97.8                                    | 95.7              | 97.7      |
| 12                | 106.6      | 106.7                       | 82.1                    | 106.8         | 105.9                                   | 98.9              | 101.0     |

|                   | 제 조 업   |   |  |                                |   |                         |  |  |
|-------------------|---|---|--|--------------------------------|---|-------------------------|--|--|
|                   | 코크스, 연탄<br>및 석유정제품  | 화학물질 및<br>화학제품;<br>의약품 제외   | 의료용 물질<br>및 의약품  | 고무 및<br>플라스틱제품                 | 비금속<br>광물제품                               | 1차 금속                   | 금속가공제품<br>;기계 및 가구<br>제외   | 전자부품,컴퓨터,<br>영상, 음향 및<br>통신장비  |
|                   | Coke, hard-coal<br>and lignite fuel<br>briquettes &<br>refined<br>petroleum<br>products | Chemicals &<br>chemical products,<br>except<br>pharmaceuticals,<br>medicinal<br>chemicals | Pharmaceuticals,<br>medicinal<br>chemicals and<br>botanical products | Rubber and<br>plastic products | Other<br>non-metallic<br>mineral products | Basic metal<br>products | Fabricated metal<br>products; except<br>machinery and<br>furniture | Electronic<br>components,<br>computer, visual,<br>sounding and<br>communication<br>equipment |
| 가중치 <sup>2)</sup> | 874.7   | 1,040.7   | 151.5  | 372.5                          | 182.6                                     | 926.0                   | 415.7  | 1,492.4  |
| 2023. 8           | 92.9  | 92.7  | 132.0  | 106.0                          | 92.4                                      | 99.9                    | 68.8   | 106.9  |
| 9                 | 99.5  | 92.9  | 135.7  | 106.3                          | 92.7                                      | 101.2                   | 69.2   | 131.5  |
| 10                | 108.6   | 91.5  | 126.0  | 101.7                          | 93.3                                      | 100.9                   | 68.4   | 110.1  |
| 11                | 108.0   | 92.3  | 120.6  | 104.0                          | 92.0                                      | 100.0                   | 69.9   | 116.2  |
| 12                | 107.7   | 92.1  | 133.7  | 102.6                          | 89.5                                      | 96.9                    | 66.9   | 139.4  |
| 2024. 1           | 111.3   | 92.9  | 134.1  | 107.8                          | 98.6                                      | 99.0                    | 62.8   | 108.2  |
| 2                 | 110.3   | 91.2  | 124.3  | 107.8                          | 90.3                                      | 97.1                    | 63.8   | 114.8  |
| 3                 | 112.0   | 91.1  | 126.0  | 103.9                          | 87.4                                      | 94.7                    | 58.9   | 113.6  |
| 4                 | 112.3   | 96.6  | 128.9  | 108.0                          | 92.2                                      | 96.4                    | 64.0   | 106.1  |
| 5                 | 106.9   | 94.0  | 149.8  | 106.3                          | 91.1                                      | 96.5                    | 64.1   | 113.2  |
| 6                 | 103.5   | 95.5  | 131.7  | 106.9                          | 95.6                                      | 93.0                    | 61.9   | 133.4  |
| 7                 | 97.5  | 95.3  | 136.0  | 104.9                          | 80.7                                      | 93.3                    | 60.3   | 106.9  |
| 8                 | 108.4   | 96.8  | 142.0  | 109.1                          | 93.5                                      | 97.1                    | 61.4   | 111.9  |
| 9                 | 105.4   | 94.3  | 137.8  | 104.5                          | 86.4                                      | 95.3                    | 64.6   | 130.4  |
| 10                | 106.4   | 97.0  | 126.3  | 102.4                          | 86.6                                      | 96.0                    | 61.9   | 107.2  |
| 11                | 105.0   | 92.2  | 136.6  | 102.2                          | 85.7                                      | 95.8                    | 60.5   | 115.4  |
| 12                | 107.8   | 96.6  | 153.2  | 109.6                          | 89.8                                      | 96.6                    | 62.6   | 137.4  |

주: 1) 최근 2개월은 잠정치임

2) 가중치는 2024년 지수작성에 적용되는 가중치로, 이전 자료는 적용할 수 없음

자료: 통계청 경제동향통계심의관 산업동향과

5. Producers' Shipment Index (Seasonally Adjusted Index) <sup>1)</sup>

2020=100

| 제 조 업               |                             |   |   |  |                                   |   |                      |
|---------------------|-----------------------------|---|---|--|-----------------------------------|---|----------------------|
| Manufacturing       |                             |   |   |  |                                   |   |                      |
| 담 배                 | 섬유제품;<br>의복제외               | 의복, 의복액세서리<br>및 모피제품  | 가죽, 가방<br>및 신발  | 목재 및 나무<br>제품;가구제외                                     | 펄프, 종이<br>및 종이제품                  | 인쇄 및 기록<br>매체 복제업                               |                      |
| Tobacco<br>products | Textiles; except<br>apparel | Wearing apparel,<br>clothing<br>accessories and<br>fur articles | Tanning and<br>dressing of<br>leather,<br>manufacture of<br>luggage and<br>footwear | Wood products of<br>wood and cork;<br>except furniture | Pulp, paper and<br>paper products | Printing &<br>reproduction of<br>recorded media |                      |
| 18.9                | 91.8                        | 84.9  | 19.0  | 32.4   | 128.7                             | 26.2  | Weight <sup>2)</sup> |
| 102.6               | 91.5                        | 90.9  | 77.5  | 77.4   | 98.4                              | 98.1  | 8. 2023              |
| 96.6                | 91.6                        | 87.0  | 74.9  | 82.4   | 98.9                              | 95.0  | 9                    |
| 103.7               | 90.6                        | 84.9  | 76.6  | 77.9   | 98.9                              | 98.0  | 10                   |
| 89.9                | 90.7                        | 84.6  | 77.7  | 78.9   | 100.0                             | 93.8  | 11                   |
| 97.3                | 91.0                        | 85.9  | 74.9  | 75.3   | 95.2                              | 88.6  | 12                   |
| 92.8                | 91.3                        | 84.1  | 70.8  | 81.8   | 97.1                              | 90.3  | 1. 2024              |
| 108.7               | 95.0                        | 81.9  | 75.6  | 77.7   | 99.5                              | 91.9  | 2                    |
| 94.3                | 87.9                        | 75.5  | 67.3  | 70.2   | 96.9                              | 93.2  | 3                    |
| 113.2               | 93.3                        | 77.2  | 62.1  | 76.6   | 104.7                             | 97.6  | 4                    |
| 113.0               | 92.2                        | 77.5  | 59.5  | 74.0   | 101.8                             | 95.5  | 5                    |
| 112.0               | 91.4                        | 79.1  | 70.5  | 74.0   | 100.2                             | 90.0  | 6                    |
| 115.3               | 89.7                        | 80.0  | 66.3  | 74.0   | 104.4                             | 92.5  | 7                    |
| 107.0               | 88.6                        | 87.2  | 66.6  | 73.5   | 99.2                              | 90.1  | 8                    |
| 110.7               | 92.2                        | 77.3  | 66.7  | 70.1   | 96.9                              | 89.3  | 9                    |
| 87.2                | 92.7                        | 74.3  | 64.6  | 71.9   | 96.8                              | 89.6  | 10                   |
| 92.2                | 90.4                        | 78.5  | 63.7  | 69.0   | 93.6                              | 89.8  | 11                   |
| 106.5               | 97.8                        | 87.0  | 69.8  | 72.2   | 100.0                             | 90.8  | 12                   |

| Manufacturing  |                         |                                     |  |                              |          |                         |                      |
|--|-------------------------|-------------------------------------|--|------------------------------|----------|-------------------------|----------------------|
| 의료, 정밀, 광학<br>기기 및 시계  | 전 기 장 비                 | 기 타 기 계<br>및 장 비                    | 자 동 차 및<br>트 레 일 러                             | 기 타 운 송 장 비                  | 가 구      | 기 타 제 품                 |                      |
| Medical, precision<br>& optical<br>instruments,<br>watches and<br>clocks | Electrical<br>equipment | Other<br>machinery and<br>equipment | Motor vehicles,<br>trailers and<br>semitrailer | Other transport<br>equipment | Fumiture | Other<br>manu facturing |                      |
| 162.6  | 646.7                   | 715.4                               | 1,118.4  | 216.6                        | 40.5     | 30.6                    | Weight <sup>2)</sup> |
| 114.3  | 107.3                   | 104.7                               | 130.7  | 90.1                         | 81.9     | 99.1                    | 8. 2023              |
| 115.4  | 110.0                   | 113.4                               | 122.5  | 89.1                         | 83.5     | 92.3                    | 9                    |
| 113.2  | 102.1                   | 103.0                               | 126.2  | 85.4                         | 83.3     | 88.7                    | 10                   |
| 110.7  | 102.6                   | 107.0                               | 124.9  | 92.6                         | 89.3     | 89.1                    | 11                   |
| 115.1  | 101.4                   | 109.5                               | 123.4  | 88.6                         | 86.7     | 92.9                    | 12                   |
| 121.0  | 95.9                    | 98.2                                | 118.8  | 71.1                         | 76.3     | 86.2                    | 1. 2024              |
| 129.2  | 104.8                   | 104.7                               | 124.4  | 79.9                         | 78.3     | 88.0                    | 2                    |
| 130.7  | 97.6                    | 103.3                               | 120.5  | 75.0                         | 70.5     | 90.9                    | 3                    |
| 128.5  | 97.7                    | 103.9                               | 129.3  | 81.7                         | 76.4     | 91.5                    | 4                    |
| 118.4  | 94.1                    | 100.2                               | 123.8  | 82.4                         | 73.0     | 96.3                    | 5                    |
| 117.1  | 94.4                    | 105.4                               | 126.4  | 80.5                         | 71.1     | 91.4                    | 6                    |
| 123.1  | 86.6                    | 101.9                               | 111.7  | 90.2                         | 81.0     | 100.0                   | 7                    |
| 117.9  | 91.1                    | 103.4                               | 131.7  | 99.6                         | 72.8     | 102.6                   | 8                    |
| 122.2  | 89.3                    | 110.5                               | 126.7  | 91.3                         | 69.6     | 103.2                   | 9                    |
| 129.4  | 84.6                    | 102.3                               | 122.8  | 88.7                         | 68.8     | 85.0                    | 10                   |
| 120.8  | 84.8                    | 102.9                               | 116.1  | 94.8                         | 68.1     | 90.5                    | 11                   |
| 131.1  | 93.3                    | 112.7                               | 128.8  | 96.4                         | 71.3     | 90.0                    | 12                   |

Note: 1) Recent two month data are preliminary.

2) Weights are applied only to the indices for 2024. In other words, weights can't be applied to the indices prior.

Source: Statistics Korea.

6. 생산자제품 재고지수(원지수) <sup>1)2)</sup>

2020=100

|                   | 총 지 수      | 광업 및 제조업                 | 제 조 업         | 제 조 업         |           |                  |
|-------------------|------------|--------------------------|---------------|---------------|-----------|------------------|
|                   |            |                          |               | 식 료 품         | 음 료       | 담 배              |
|                   | All groups | Mining and manufacturing | Manufacturing | Food products | Beverages | Tobacco products |
| 가중치 <sup>3)</sup> | 10,000.0   | 10,000.0                 | 10,000.0      | 343.2         | 72.5      | 12.1             |
| 2018              | 98.6       | 98.6                     | 98.6          | 87.0          | 98.0      | 73.5             |
| 2019              | 96.0       | 96.0                     | 96.0          | 91.3          | 98.4      | 96.1             |
| 2020              | 94.5       | 94.5                     | 94.5          | 95.8          | 99.4      | 82.3             |
| 2021              | 106.1      | 106.1                    | 106.1         | 98.8          | 115.2     | 82.0             |
| 2022              | 110.4      | 110.4                    | 110.4         | 101.3         | 123.6     | 86.2             |
| 2023              | 108.1      | 108.1                    | 108.1         | 90.9          | 110.4     | 70.1             |
| 2024              | 105.9      | 105.9                    | 105.9         | 102.1         | 106.0     | 61.9             |
| 2023. 5           | 122.6      | 122.6                    | 122.6         | 94.4          | 125.8     | 104.8            |
| 6                 | 112.6      | 112.6                    | 112.6         | 94.1          | 124.4     | 108.8            |
| 7                 | 119.0      | 119.0                    | 119.0         | 94.0          | 126.5     | 110.7            |
| 8                 | 122.9      | 122.9                    | 122.9         | 93.6          | 129.8     | 105.1            |
| 9                 | 115.0      | 115.0                    | 115.0         | 88.7          | 112.9     | 90.7             |
| 10                | 116.1      | 116.1                    | 116.1         | 87.7          | 120.9     | 89.1             |
| 11                | 115.3      | 115.3                    | 115.3         | 91.0          | 118.6     | 101.5            |
| 12                | 108.1      | 108.1                    | 108.1         | 90.9          | 110.4     | 70.1             |
| 2024. 1           | 111.6      | 111.6                    | 111.6         | 98.1          | 114.1     | 94.5             |
| 2                 | 114.1      | 114.1                    | 114.1         | 97.8          | 105.2     | 87.3             |
| 3                 | 110.0      | 110.0                    | 110.0         | 100.4         | 115.2     | 97.4             |
| 4                 | 112.1      | 112.1                    | 112.1         | 101.5         | 117.4     | 94.8             |
| 5                 | 112.2      | 112.2                    | 112.2         | 101.5         | 115.3     | 88.3             |
| 6                 | 106.9      | 106.9                    | 106.9         | 100.0         | 122.4     | 90.0             |
| 7                 | 112.7      | 112.7                    | 112.7         | 101.4         | 119.5     | 92.5             |
| 8                 | 114.9      | 114.9                    | 114.9         | 101.0         | 107.1     | 91.6             |
| 9                 | 109.6      | 109.6                    | 109.6         | 93.9          | 102.7     | 79.2             |
| 10                | 111.7      | 111.7                    | 111.7         | 97.4          | 112.8     | 96.8             |
| 11                | 111.5      | 111.5                    | 111.5         | 98.4          | 115.0     | 100.4            |
| 12                | 105.9      | 105.9                    | 105.9         | 102.1         | 106.0     | 61.9             |
| 서 울               | 87.0       | 87.0                     | 87.0          | 85.0          | -         | -                |
| 부 산               | 147.1      | 147.1                    | 147.1         | 151.2         | 88.3      | -                |
| 대 구               | 165.0      | 165.0                    | 165.0         | 75.7          | 107.1     | -                |
| 인 천               | 134.3      | 134.3                    | 134.3         | 87.8          | -         | -                |
| 광 주               | 154.9      | 154.9                    | 154.9         | 59.3          | 104.6     | 121.9            |
| 대 전               | 138.9      | 138.9                    | 138.9         | 170.5         | 136.6     | 57.2             |
| 울 산               | 92.0       | 92.0                     | 92.0          | 57.1          | 111.1     | -                |
| 세 종               | 140.9      | 140.9                    | 140.9         | 197.8         | -         | -                |
| 경 기               | 98.2       | 98.2                     | 98.2          | 164.8         | 87.6      | -                |
| 강 원               | 116.5      | 116.5                    | 116.5         | 129.4         | 154.8     | -                |
| 충 북               | 114.1      | 114.1                    | 114.1         | 170.7         | 110.3     | -                |
| 충 남               | 179.9      | 179.9                    | 179.9         | 1,056.3       | 209.6     | -                |
| 전 북               | 142.2      | 142.2                    | 142.2         | 108.0         | 115.4     | -                |
| 전 남               | 113.9      | 113.9                    | 113.9         | 114.9         | 88.2      | -                |
| 경 북               | 114.8      | 114.8                    | 114.8         | 134.0         | 106.8     | 48.0             |
| 경 남               | 131.2      | 131.2                    | 131.2         | 73.1          | 136.6     | 68.7             |
| 세 주               | 73.4       | 73.4                     | 73.4          | 120.3         | 65.7      | -                |

주: 1) 최근 2개월과 2024년 수치는 잠정치임

2) 재고는 기(월, 연)말 기준임

3) 가중치는 2024년 지수작성에 적용되는 가중치로, 이전 자료는 적용할 수 없음

자료: 통계청 경제동향통계심의관 산업동향과

## 6. Producers' Inventory Index (Original Index) <sup>1)2)</sup>

2020=100

| 제 조 업 Manufacturing                              |   |  |   |   |   | Weight <sup>3)</sup> |
|--|---|--|---|---|---|----------------------|
| 섬유제품;<br>의복제외<br><br>Textiles; except<br>apparel | 의복, 의복액세서리 및 모피제품<br><br>Wearing apparel,<br>clothing accessories<br>and fur articles | 가죽, 가방<br>및 신발<br><br>Tanning and<br>dressing of leather,<br>manufacture of<br>luggage and<br>footwear | 목재 및 나무제품<br>; 가구제외<br><br>Wood products of<br>wood and cork;<br>except furniture | 펄프, 종이<br>및 종이제품<br><br>Pulp, paper and<br>paper products | 코크스, 연탄<br>및 석유정제품<br><br>Coke, hard-coal and<br>lignite fuel<br>briquettes & refined<br>petroleum products |                      |
| 116.4  | 185.6   | 37.9   | 30.3  | 112.7   | 592.4   |                      |
| 96.6   | 98.6  | 113.8  | 100.2   | 103.8   | 108.5   | 2018                 |
| 96.8   | 101.3   | 92.6   | 98.2  | 94.1  | 97.1  | 2019                 |
| 96.4   | 94.1  | 104.6  | 80.1  | 91.8  | 88.7  | 2020                 |
| 87.9   | 81.8  | 93.4   | 81.9  | 93.3  | 99.9  | 2021                 |
| 89.3   | 83.5  | 80.1   | 129.4   | 106.3   | 97.2  | 2022                 |
| 85.1   | 73.6  | 109.6  | 116.1   | 105.8   | 101.9   | 2023                 |
| 81.8   | 71.4  | 95.7   | 104.0   | 115.6   | 95.6  | 2024                 |
| 86.3   | 82.4  | 78.5   | 124.3   | 113.2   | 106.7   | 5. 2023              |
| 88.1   | 77.1  | 80.5   | 119.8   | 114.2   | 89.0  | 6                    |
| 88.4   | 80.6  | 80.9   | 117.6   | 114.9   | 92.6  | 7                    |
| 92.6   | 84.1  | 86.7   | 112.5   | 115.0   | 98.1  | 8                    |
| 89.3   | 85.5  | 101.5  | 111.4   | 111.1   | 103.0   | 9                    |
| 85.7   | 91.7  | 104.4  | 116.4   | 112.3   | 104.8   | 10                   |
| 87.4   | 76.1  | 108.1  | 113.9   | 107.4   | 99.6  | 11                   |
| 85.1   | 73.6  | 109.6  | 116.1   | 105.8   | 101.9   | 12                   |
| 84.1   | 71.0  | 101.7  | 113.4   | 108.7   | 104.4   | 1. 2024              |
| 81.5   | 70.3  | 95.6   | 114.6   | 108.7   | 108.7   | 2                    |
| 80.3   | 70.9  | 97.4   | 101.3   | 113.9   | 99.6  | 3                    |
| 80.6   | 72.9  | 94.3   | 106.2   | 116.0   | 93.7  | 4                    |
| 83.0   | 74.1  | 95.6   | 102.8   | 117.0   | 99.5  | 5                    |
| 84.1   | 71.9  | 89.9   | 103.2   | 116.8   | 99.3  | 6                    |
| 81.7   | 75.4  | 92.0   | 102.3   | 114.0   | 112.2   | 7                    |
| 81.7   | 78.0  | 92.8   | 101.0   | 111.8   | 112.5   | 8                    |
| 83.5   | 79.6  | 93.8   | 98.2  | 110.9   | 109.4   | 9                    |
| 83.0   | 79.7  | 99.1   | 96.8  | 114.4   | 98.8  | 10                   |
| 83.1   | 75.8  | 97.1   | 95.0  | 116.2   | 102.9   | 11                   |
| 81.8   | 71.4  | 95.7   | 104.0   | 115.6   | 95.6  | 12                   |
| 87.1   | 72.5  | 175.0  | -   | 91.8  | -   | Seoul                |
| 48.0   | 83.5  | 148.0  | 131.6   | 126.6   | 135.2   | Busan                |
| 97.4   | 89.3  | -  | 196.9   | 175.6   | -   | Daegu                |
| -  | -   | -  | 99.6  | 89.5  | 94.4  | Incheon              |
| 51.6   | -   | -  | 93.1  | 68.4  | -   | Gwangju              |
| 25.9   | -   | -  | -   | 85.7  | -   | Daejeon              |
| 50.7   | -   | -  | 436.1   | 97.1  | 108.6   | Ulsan                |
| -  | -   | -  | -   | 152.0   | -   | Sejong               |
| 98.5   | 99.2  | 42.1   | 96.2  | 139.0   | -   | Gyeonggi             |
| -  | -   | -  | -   | 202.5   | 113.3   | Gangwon              |
| 48.0   | -   | 71.1   | -   | 106.9   | -   | Chungbuk             |
| 209.5  | -   | -  | 112.3   | 86.9  | 92.6  | Chungnam             |
| 116.3  | -   | -  | 97.8  | 117.0   | -   | Jeonbuk              |
| -  | -   | -  | -   | 95.7  | 101.3   | Jeonnam              |
| 90.8   | -   | -  | 161.8   | 148.1   | 16.5  | Gyeongbuk            |
| 74.1   | -   | -  | 155.2   | 122.4   | 82.2  | Gyeongnam            |
| -  | -   | -  | -   | -   | -   | Jeju                 |

Note: 1) Recent two month and 2024 figures are preliminary.

2) Inventory is calculated at the end of a given period (month or year).

3) Weights are applied only to the indices for 2024. In other words, weights can't be applied to the indices prior.

Source: Statistics Korea.

6. 생산자제품 재고지수(원지수)(계속) <sup>1)2)</sup>

2020=100

|                   | 제 조 업  |  |   |                                  |   |  |
|-------------------|--|--|---|----------------------------------|---|--|
|                   | 화학물질 및<br>화학제품;<br>의약품 제외<br>Chemicals & chemical<br>products; except<br>pharmaceuticals,<br>medicinal chemicals | 고무 및<br>플라스틱제품<br>Rubber and<br>plastic products | 비금속<br>광물제품<br>Other non-metallic<br>mineral products | 1차 금속<br>Basic metal<br>products | 금속가공제품;<br>기계 및 가구 제외<br>Fabricated metal<br>products; except<br>machinery and<br>furniture | 전자부품, 컴퓨터, 영상,<br>음향 및 통신장비<br>Electronic components,<br>computer, visual,<br>sounding and<br>communication<br>equipment |
| 가중치 <sup>3)</sup> | 1,113.6  | 382.1  | 149.2   | 1,530.5                          | 347.8   | 2,143.0  |
| 2018              | 100.4  | 92.5   | 94.9  | 97.1                             | 88.5  | 111.0  |
| 2019              | 100.0  | 92.8   | 103.1   | 96.6                             | 99.1  | 95.4   |
| 2020              | 92.6   | 98.1   | 93.1  | 87.8                             | 101.0   | 97.2   |
| 2021              | 112.9  | 108.8  | 93.7  | 99.8                             | 89.7  | 117.3  |
| 2022              | 107.5  | 110.5  | 104.3   | 89.3                             | 93.9  | 132.7  |
| 2023              | 101.7  | 107.9  | 104.5   | 89.9                             | 90.3  | 136.8  |
| 2024              | 103.0  | 112.9  | 116.2   | 97.6                             | 96.8  | 106.1  |
| 2023. 5           | 103.1  | 112.0  | 107.5   | 94.6                             | 94.4  | 187.0  |
| 6                 | 99.3   | 110.1  | 107.3   | 91.7                             | 91.3  | 153.1  |
| 7                 | 100.6  | 108.8  | 108.5   | 94.1                             | 90.0  | 179.2  |
| 8                 | 97.2   | 106.7  | 109.0   | 95.8                             | 89.9  | 198.9  |
| 9                 | 96.7   | 105.9  | 107.0   | 91.3                             | 88.4  | 169.0  |
| 10                | 99.0   | 105.4  | 105.2   | 91.1                             | 92.1  | 170.9  |
| 11                | 100.1  | 106.1  | 101.1   | 86.3                             | 93.8  | 177.6  |
| 12                | 101.7  | 107.9  | 104.5   | 89.9                             | 90.3  | 136.8  |
| 2024. 1           | 100.9  | 110.7  | 102.6   | 92.4                             | 91.9  | 137.5  |
| 2                 | 103.6  | 109.7  | 107.0   | 97.5                             | 91.7  | 149.3  |
| 3                 | 101.9  | 111.2  | 108.9   | 95.2                             | 91.3  | 132.9  |
| 4                 | 100.7  | 109.2  | 111.0   | 95.9                             | 93.2  | 146.3  |
| 5                 | 102.7  | 112.9  | 111.6   | 92.3                             | 95.6  | 141.8  |
| 6                 | 102.1  | 112.7  | 113.9   | 92.7                             | 96.5  | 115.5  |
| 7                 | 103.3  | 113.2  | 114.9   | 94.1                             | 96.3  | 142.0  |
| 8                 | 102.7  | 111.6  | 115.0   | 96.9                             | 98.4  | 153.8  |
| 9                 | 106.1  | 111.3  | 116.7   | 96.8                             | 97.3  | 122.1  |
| 10                | 101.8  | 113.4  | 113.6   | 94.7                             | 98.7  | 141.6  |
| 11                | 103.0  | 113.6  | 117.2   | 94.4                             | 99.1  | 136.1  |
| 12                | 103.0  | 112.9  | 116.2   | 97.6                             | 96.8  | 106.1  |
| 서 울               | 227.4  | 66.8   | -   | -                                | -   | 98.8   |
| 부 산               | 75.3   | 172.5  | -   | 251.1                            | 118.5   | 130.1  |
| 대 구               | 108.1  | 119.4  | 134.3   | 272.0                            | 83.8  | 80.4   |
| 인 천               | 102.3  | 113.3  | 72.4  | 97.3                             | 98.0  | 178.0  |
| 광 주               | -  | 55.4   | -   | 442.4                            | 215.1   | 15.1   |
| 대 전               | 116.5  | 119.9  | 114.7   | 98.0                             | 228.8   | 517.4  |
| 울 산               | 106.7  | 141.5  | 72.5  | 60.7                             | 46.6  | -  |
| 세 종               | 134.2  | 110.2  | 133.8   | 79.5                             | -   | 294.9  |
| 경 기               | 90.8   | 103.2  | 81.3  | 108.8                            | 127.6   | 87.7   |
| 강 원               | 79.2   | 84.9   | 110.6   | 55.4                             | 131.1   | -  |
| 충 북               | 74.9   | 136.9  | 127.1   | 87.0                             | 101.5   | 149.0  |
| 충 남               | 101.1  | 109.7  | 167.4   | 109.7                            | 158.3   | 281.1  |
| 전 북               | 116.5  | 178.3  | 100.9   | 107.7                            | 122.1   | 104.6  |
| 전 남               | 133.7  | 189.6  | 109.3   | 93.8                             | 73.9  | -  |
| 경 북               | 131.6  | 93.4   | 118.1   | 104.7                            | 69.0  | 115.1  |
| 경 남               | 100.7  | 145.4  | 86.6  | 123.1                            | 108.8   | 103.1  |
| 세 주               | 69.7   | 66.4   | 69.7  | -                                | 17.1  | 0.4  |



6. Producers' Inventory Index (Original Index)(Cont'd) <sup>1)2)</sup>

2020=100

| Manufacturing   |                         |                                  |  |           |                        | Weight <sup>3)</sup> |
|---|-------------------------|----------------------------------|--|-----------|------------------------|----------------------|
| 의료, 정밀, 광학<br>기기 및 시계   | 전기 장비                   | 기타 기계<br>및 장비                    | 자동차 및<br>트레일러                                  | 가 구       | 기타제품                   |                      |
| Medical, precision<br>& optical<br>instruments,<br>watches and clocks | Electrical<br>equipment | Other machinery<br>and equipment | Motor vehicles,<br>trailers and<br>semitrailer | Furniture | Other<br>manufacturing |                      |
| 231.0   | 992.2                   | 775.9                            | 756.6  | 46.9      | 28.1                   |                      |
| 88.5  | 90.8                    | 101.9                            | 89.6   | 121.6     | 96.4                   | 2018                 |
| 86.7  | 91.8                    | 104.1                            | 89.4   | 93.7      | 99.7                   | 2019                 |
| 96.9  | 91.8                    | 106.8                            | 92.6   | 98.6      | 96.4                   | 2020                 |
| 109.9   | 119.4                   | 126.5                            | 86.5   | 103.7     | 115.3                  | 2021                 |
| 117.6   | 103.8                   | 151.0                            | 107.0  | 64.3      | 129.6                  | 2022                 |
| 123.8   | 95.6                    | 133.9                            | 115.1  | 61.7      | 157.1                  | 2023                 |
| 125.8   | 86.3                    | 126.5                            | 125.6  | 50.8      | 130.3                  | 2024                 |
| 115.9   | 123.6                   | 147.7                            | 113.6  | 70.1      | 157.3                  | 5. 2023              |
| 108.5   | 116.2                   | 143.9                            | 110.6  | 68.2      | 144.0                  | 6                    |
| 117.8   | 114.7                   | 148.9                            | 116.1  | 64.1      | 145.8                  | 7                    |
| 117.4   | 111.8                   | 150.5                            | 116.9  | 64.3      | 154.8                  | 8                    |
| 111.7   | 107.9                   | 134.6                            | 117.2  | 63.3      | 160.7                  | 9                    |
| 124.0   | 106.5                   | 135.2                            | 116.6  | 65.0      | 176.0                  | 10                   |
| 126.3   | 97.8                    | 137.8                            | 114.3  | 68.1      | 165.4                  | 11                   |
| 123.8   | 95.6                    | 133.9                            | 115.1  | 61.7      | 157.1                  | 12                   |
| 123.6   | 100.6                   | 141.2                            | 122.6  | 62.7      | 153.0                  | 1. 2024              |
| 126.1   | 97.0                    | 136.9                            | 121.6  | 62.6      | 154.0                  | 2                    |
| 129.4   | 95.1                    | 130.1                            | 119.2  | 56.7      | 166.4                  | 3                    |
| 126.9   | 94.9                    | 137.8                            | 120.0  | 57.0      | 160.8                  | 4                    |
| 129.0   | 92.6                    | 144.7                            | 122.8  | 59.9      | 156.5                  | 5                    |
| 124.6   | 86.3                    | 136.9                            | 121.0  | 59.7      | 154.5                  | 6                    |
| 133.4   | 91.8                    | 134.6                            | 119.0  | 59.1      | 145.0                  | 7                    |
| 131.8   | 92.0                    | 132.8                            | 120.7  | 56.5      | 165.7                  | 8                    |
| 129.7   | 92.0                    | 126.7                            | 119.5  | 56.4      | 151.4                  | 9                    |
| 130.4   | 94.0                    | 129.0                            | 121.4  | 60.4      | 145.3                  | 10                   |
| 135.3   | 90.3                    | 131.3                            | 126.3  | 60.4      | 131.0                  | 11                   |
| 125.8   | 86.3                    | 126.5                            | 125.6  | 50.8      | 130.3                  | 12                   |
| 53.0  | 164.7                   | 272.2                            | 87.2   | -         | -                      | Seoul                |
| 105.1   | 112.8                   | 146.3                            | 103.1  | 73.4      | 61.5                   | Busan                |
| 106.3   | 162.0                   | 392.8                            | 135.6  | -         | 92.6                   | Daegu                |
| 59.7  | 28.4                    | 151.5                            | 223.2  | 39.5      | 0.7                    | Incheon              |
| 115.9   | 126.8                   | 56.9                             | 253.2  | -         | -                      | Gwangju              |
| 13.1  | 47.8                    | 237.3                            | 102.4  | -         | -                      | Daejeon              |
| -   | 134.0                   | 91.4                             | 81.9   | -         | 387.1                  | Ulsan                |
| 35.1  | 127.8                   | -                                | 100.2  | -         | -                      | Sejong               |
| 83.1  | 73.5                    | 91.9                             | 155.2  | 69.7      | 207.6                  | Gyeonggi             |
| 54.1  | 118.5                   | 82.0                             | 229.8  | -         | -                      | Gangwon              |
| 87.4  | 57.9                    | 118.6                            | 170.7  | 33.3      | 71.9                   | Chungbuk             |
| 136.4   | 99.4                    | 174.5                            | 93.1   | -         | -                      | Chungnam             |
| 1,079.0   | 108.2                   | 213.5                            | 216.9  | -         | 91.3                   | Jeonbuk              |
| -   | 143.5                   | -                                | 50.2   | -         | -                      | Jeonnam              |
| 184.2   | 157.8                   | 74.2                             | 147.2  | -         | -                      | Gyeongbuk            |
| 624.9   | 111.0                   | 132.8                            | 133.3  | -         | 218.9                  | Gyeongnam            |
| -   | -                       | -                                | -  | -         | -                      | Jeju                 |

7. 생산자제품 재고지수(계절조정지수) <sup>1)2)</sup>

2020=100

|                   | 총 지 수      | 광업 및 제조업                 | 제 조 업         | 제 조 업 Manufacturing |           |                  |
|-------------------|------------|--------------------------|---------------|---------------------|-----------|------------------|
|                   |            |                          |               | 식 료 품               | 음 료       | 담 배              |
|                   | All groups | Mining and manufacturing | Manufacturing | Food products       | Beverages | Tobacco products |
| 가중치 <sup>3)</sup> | 10,000.0   | 10,000.0                 | 10,000.0      | 343.2               | 72.5      | 12.1             |
| 2023. 8           | 120.2      | 120.2                    | 120.2         | 95.8                | 125.9     | 103.8            |
| 9                 | 117.7      | 117.7                    | 117.7         | 94.2                | 120.8     | 94.8             |
| 10                | 117.3      | 117.3                    | 117.3         | 92.2                | 124.3     | 87.2             |
| 11                | 115.8      | 115.8                    | 115.8         | 91.5                | 121.1     | 93.3             |
| 12                | 109.9      | 109.9                    | 109.9         | 91.5                | 115.0     | 77.6             |
| 2024. 1           | 111.1      | 111.1                    | 111.1         | 100.6               | 115.4     | 98.5             |
| 2                 | 112.5      | 112.5                    | 112.5         | 99.8                | 108.5     | 88.3             |
| 3                 | 111.0      | 111.0                    | 111.0         | 96.9                | 110.5     | 94.9             |
| 4                 | 111.6      | 111.6                    | 111.6         | 97.6                | 112.7     | 95.7             |
| 5                 | 111.5      | 111.5                    | 111.5         | 97.1                | 113.3     | 90.3             |
| 6                 | 108.3      | 108.3                    | 108.3         | 96.3                | 120.0     | 87.6             |
| 7                 | 111.3      | 111.3                    | 111.3         | 99.8                | 115.9     | 88.2             |
| 8                 | 112.7      | 112.7                    | 112.7         | 103.0               | 104.0     | 90.4             |
| 9                 | 110.4      | 110.4                    | 110.4         | 100.6               | 109.8     | 81.3             |
| 10                | 112.5      | 112.5                    | 112.5         | 101.0               | 114.7     | 96.8             |
| 11                | 112.1      | 112.1                    | 112.1         | 98.7                | 117.5     | 92.4             |
| 12                | 108.1      | 108.1                    | 108.1         | 102.9               | 110.5     | 68.5             |

|                   | 제 조 업   |                                |  |                         |  |   |
|-------------------|---|--------------------------------|--|-------------------------|--|---|
|                   | 화학물질 및<br>화학제품;<br>의약품 제외   | 고무 및<br>플라스틱제품                 | 비금속<br>광물제품                            | 1차 금속                   | 금속가공제품;<br>기계 및 가구 제외  | 전자부품,컴퓨터,영상,<br>음향 및 통신장비   |
|                   | Chemicals & chemical<br>products; except<br>pharmaceuticals,<br>medicinal chemicals | Rubber and<br>plastic products | Other non-metallic<br>mineral products | Basic metal<br>products | Fabricated metal<br>products; except<br>machinery and<br>furniture | Electronic components,<br>computer; visual,<br>sounding and<br>communication<br>equipment |
| 가중치 <sup>3)</sup> | 1,113.6   | 382.1                          | 149.2                                  | 1,530.5                 | 347.8  | 2,143.2   |
| 2023. 8           | 96.5  | 106.0                          | 107.4                                  | 93.2                    | 90.0   | 189.7   |
| 9                 | 96.8  | 106.3                          | 104.1                                  | 91.5                    | 89.5   | 183.2   |
| 10                | 100.6   | 107.4                          | 104.8                                  | 92.1                    | 91.1   | 173.8   |
| 11                | 103.1   | 108.2                          | 104.1                                  | 87.8                    | 90.8   | 176.3   |
| 12                | 102.3   | 110.0                          | 105.8                                  | 91.5                    | 89.5   | 137.3   |
| 2024. 1           | 99.5  | 110.7                          | 102.5                                  | 91.3                    | 92.5   | 134.3   |
| 2                 | 102.0   | 111.0                          | 105.8                                  | 96.0                    | 93.7   | 141.1   |
| 3                 | 101.0   | 111.4                          | 108.8                                  | 95.2                    | 91.8   | 140.5   |
| 4                 | 98.7  | 107.5                          | 111.8                                  | 97.0                    | 94.6   | 147.4   |
| 5                 | 101.7   | 110.7                          | 113.3                                  | 92.2                    | 95.7   | 141.3   |
| 6                 | 103.5   | 110.3                          | 114.3                                  | 93.0                    | 95.4   | 123.1   |
| 7                 | 103.4   | 111.6                          | 114.4                                  | 93.9                    | 96.1   | 137.1   |
| 8                 | 101.7   | 110.9                          | 113.2                                  | 94.3                    | 98.7   | 147.0   |
| 9                 | 105.4   | 111.7                          | 113.5                                  | 96.3                    | 98.5   | 129.3   |
| 10                | 104.6   | 115.7                          | 113.9                                  | 96.9                    | 97.2   | 140.4   |
| 11                | 106.0   | 115.9                          | 120.5                                  | 96.1                    | 95.7   | 134.4   |
| 12                | 103.8   | 115.2                          | 117.6                                  | 99.5                    | 96.1   | 107.7   |

주: 1) 최근 2개월은 잠정치임

2) 재고는 기(월, 연)말 기준임

3) 가중치는 2024년 지수작성에 적용되는 가중치로, 이전 자료는 적용할 수 없음

자료: 통계청 경제동향통계심의관 산업동향과

## 7. Producers' Inventory Index (Seasonally Adjusted Index) <sup>1)2)</sup>

2020=100

| 제 조 업<br>Manufacturing   |   |  |  |   |   | Weight <sup>3)</sup> |
|--|---|--|--|---|---|----------------------|
| 섬유제품 ;<br>의복제외<br><br>Textiles; except<br>apparel  | 의복, 의복액세<br>서리 및 모피제품<br><br>Wearing apparel,<br>clothing accessories<br>and fur articles | 가죽, 가방<br>및 신발<br><br>Tanning and<br>dressing of leather,<br>manufacture of<br>luggage and<br>footwear | 목재 및 나무제품<br>;가구제외<br><br>Wood products of<br>wood and cork;<br>except furniture | 펄프, 종이<br>및 종이제품<br><br>Pulp, paper and<br>paper products | 코크스, 연탄<br>및 석유정제품<br><br>Coke, hard-coal and<br>lignite fuel briquettes<br>& refined petroleum<br>products |                      |
| 116.4  | 185.6   | 37.9   | 30.3   | 112.7   | 592.4   | Weight <sup>3)</sup> |
| 90.5   | 84.3  | 87.9   | 112.0  | 110.9   | 93.8  | 8. 2023              |
| 87.3   | 83.4  | 99.5   | 113.3  | 110.1   | 99.5  | 9                    |
| 85.6   | 89.8  | 103.7  | 121.5  | 111.7   | 102.9   | 10                   |
| 89.0   | 74.7  | 102.4  | 119.1  | 108.7   | 101.1   | 11                   |
| 88.5   | 74.4  | 107.2  | 118.7  | 107.3   | 105.6   | 12                   |
| 84.4   | 70.7  | 105.3  | 112.4  | 110.5   | 106.2   | 1. 2024              |
| 81.9   | 69.7  | 98.2   | 112.5  | 111.9   | 106.1   | 2                    |
| 79.6   | 71.6  | 98.6   | 100.6  | 113.0   | 100.7   | 3                    |
| 80.5   | 72.3  | 97.7   | 105.7  | 117.0   | 92.6  | 4                    |
| 83.5   | 74.4  | 97.1   | 100.7  | 118.1   | 100.8   | 5                    |
| 83.5   | 74.6  | 89.2   | 100.3  | 114.3   | 102.7   | 6                    |
| 80.7   | 76.7  | 93.6   | 100.6  | 112.1   | 112.8   | 7                    |
| 79.9   | 78.1  | 94.1   | 100.8  | 107.9   | 107.8   | 8                    |
| 81.7   | 77.8  | 91.8   | 99.4   | 110.1   | 104.4   | 9                    |
| 82.9   | 77.8  | 99.3   | 101.2  | 114.8   | 99.1  | 10                   |
| 84.7   | 74.4  | 91.9   | 99.3   | 117.5   | 104.4   | 11                   |
| 85.5   | 72.4  | 92.6   | 106.2  | 117.1   | 98.7  | 12                   |
| Manu facturing   |   |  |  |   |   | Weight <sup>3)</sup> |
| 의료, 정밀,<br>광학기기 및 시계<br><br>Medical, precision &<br>optical instruments,<br>watches and clocks | 전기장비<br><br>Electrical equipment  | 기타 기계<br>및 장비<br><br>Other machinery<br>and equipment  | 자동차 및<br>트레일러<br><br>Motor vehicles,<br>trailers and<br>semitrailers             | 가 구<br><br>Furniture                                      | 기타제품<br><br>Other<br>manu facturing   |                      |
| 231.0  | 992.2   | 775.9  | 756.4  | 46.9  | 28.1  | Weight <sup>3)</sup> |
| 115.6  | 110.4   | 151.9  | 115.3  | 65.8  | 162.4   | 8. 2023              |
| 110.4  | 108.5   | 135.9  | 116.8  | 65.7  | 165.9   | 9                    |
| 122.3  | 109.0   | 134.4  | 117.0  | 66.5  | 179.0   | 10                   |
| 125.9  | 100.5   | 132.7  | 115.9  | 69.7  | 171.8   | 11                   |
| 127.9  | 101.2   | 131.3  | 121.1  | 61.0  | 167.9   | 12                   |
| 125.6  | 102.7   | 138.6  | 122.3  | 58.3  | 155.1   | 1. 2024              |
| 128.3  | 97.5  | 135.0  | 121.9  | 63.1  | 146.9   | 2                    |
| 129.8  | 95.4  | 132.6  | 118.7  | 56.7  | 157.2   | 3                    |
| 125.5  | 92.5  | 140.0  | 117.1  | 54.6  | 147.6   | 4                    |
| 128.6  | 89.0  | 148.5  | 120.2  | 60.0  | 151.2   | 5                    |
| 125.8  | 85.0  | 141.7  | 120.0  | 59.0  | 156.7   | 6                    |
| 132.9  | 89.6  | 134.5  | 115.1  | 61.0  | 152.3   | 7                    |
| 129.8  | 91.0  | 133.9  | 118.2  | 57.7  | 173.8   | 8                    |
| 127.6  | 92.2  | 128.6  | 117.9  | 58.5  | 156.9   | 9                    |
| 128.4  | 95.4  | 127.9  | 120.7  | 61.4  | 145.8   | 10                   |
| 134.6  | 92.0  | 127.0  | 126.6  | 61.9  | 134.8   | 11                   |
| 129.9  | 91.5  | 125.6  | 130.2  | 50.4  | 138.6   | 12                   |

Note: 1) Recent two month data are preliminary.

2) Inventory is calculated at the end of a given period (month or year).

3) Weights are applied only to the indices for 2024. In other words, weights can't be applied to the indices prior.

Source: Statistics Korea.

8. 시도별 광공업 생산 · 출하 · 재고지수(원지수) <sup>1)</sup>

2020=100

|                   | 전 국   | 서 울   | 부 산   | 대 구   | 인 천     | 광 주     | 대 전     | 울 산   | 세 종    |
|-------------------|-------|-------|-------|-------|---------|---------|---------|-------|--------|
|                   | Total | Seoul | Busan | Daegu | Incheon | Gwangju | Daejeon | Ulsan | Sejong |
| 생 산               |       |       |       |       |         |         |         |       |        |
| 2018              | 99.9  | 121.9 | 108.4 | 112.4 | 106.6   | 100.9   | 97.5    | 106.0 | 90.7   |
| 2019              | 100.3 | 115.5 | 106.5 | 112.4 | 101.0   | 99.9    | 107.3   | 107.3 | 92.6   |
| 2020              | 100.0 | 100.0 | 100.0 | 100.0 | 100.0   | 100.0   | 100.0   | 100.0 | 100.0  |
| 2021              | 108.5 | 106.2 | 106.8 | 111.8 | 113.2   | 107.4   | 104.3   | 106.8 | 110.4  |
| 2022              | 109.6 | 103.4 | 117.6 | 119.0 | 114.3   | 113.9   | 103.5   | 105.8 | 113.1  |
| 2023              | 106.8 | 98.3  | 108.9 | 116.2 | 114.5   | 112.9   | 99.2    | 104.1 | 107.4  |
| 2024              | 111.2 | 95.4  | 111.7 | 116.2 | 138.4   | 118.6   | 104.5   | 105.6 | 109.3  |
| 2024. 4           | 109.6 | 98.1  | 113.0 | 126.2 | 137.3   | 119.6   | 104.4   | 108.4 | 112.1  |
| 5                 | 112.0 | 91.8  | 114.4 | 123.4 | 164.6   | 124.8   | 107.7   | 110.0 | 105.5  |
| 6                 | 112.8 | 88.9  | 111.5 | 116.0 | 141.2   | 116.6   | 110.5   | 104.5 | 108.0  |
| 7                 | 109.1 | 104.2 | 114.4 | 112.9 | 139.6   | 121.5   | 108.6   | 101.3 | 110.2  |
| 8                 | 109.7 | 96.5  | 111.3 | 108.2 | 136.0   | 119.8   | 101.7   | 103.6 | 107.8  |
| 9                 | 108.1 | 90.5  | 102.1 | 101.3 | 137.5   | 104.2   | 88.5    | 103.4 | 101.7  |
| 10                | 114.4 | 89.2  | 115.6 | 120.3 | 134.8   | 120.7   | 107.0   | 105.5 | 110.5  |
| 11                | 114.2 | 93.0  | 113.7 | 117.5 | 125.9   | 119.2   | 102.1   | 106.7 | 106.7  |
| 12                | 122.2 | 107.4 | 116.1 | 111.5 | 135.3   | 123.7   | 97.3    | 110.2 | 112.0  |
| 출 하               |       |       |       |       |         |         |         |       |        |
| 2018              | 102.6 | 119.2 | 110.9 | 112.5 | 112.0   | 101.4   | 102.4   | 105.0 | 87.1   |
| 2019              | 102.3 | 113.2 | 106.6 | 111.4 | 103.5   | 99.9    | 111.3   | 105.7 | 93.5   |
| 2020              | 100.0 | 100.0 | 100.0 | 100.0 | 100.0   | 100.0   | 100.0   | 100.0 | 100.0  |
| 2021              | 105.0 | 103.7 | 107.0 | 111.6 | 108.4   | 107.7   | 109.8   | 103.7 | 109.2  |
| 2022              | 105.3 | 99.8  | 117.8 | 121.2 | 110.7   | 113.7   | 107.1   | 103.4 | 111.5  |
| 2023              | 104.7 | 95.7  | 116.1 | 121.6 | 112.5   | 117.9   | 103.8   | 103.2 | 109.7  |
| 2024              | 105.2 | 94.2  | 118.1 | 120.2 | 116.3   | 119.1   | 107.9   | 104.6 | 107.7  |
| 2024. 4           | 103.6 | 92.8  | 118.0 | 130.8 | 120.2   | 124.9   | 108.6   | 107.8 | 113.8  |
| 5                 | 105.8 | 88.5  | 122.6 | 124.8 | 126.3   | 125.2   | 106.4   | 109.5 | 108.0  |
| 6                 | 106.8 | 86.1  | 114.1 | 119.6 | 115.7   | 120.7   | 113.9   | 103.6 | 105.9  |
| 7                 | 100.9 | 98.3  | 118.5 | 116.6 | 112.0   | 123.2   | 104.3   | 102.8 | 107.7  |
| 8                 | 103.0 | 92.2  | 117.9 | 111.3 | 111.8   | 116.5   | 103.3   | 102.8 | 104.5  |
| 9                 | 104.7 | 86.1  | 106.3 | 106.7 | 110.1   | 102.0   | 92.4    | 100.7 | 99.1   |
| 10                | 104.9 | 90.1  | 114.1 | 126.0 | 109.5   | 114.6   | 99.1    | 105.9 | 106.3  |
| 11                | 105.3 | 97.4  | 122.8 | 117.7 | 110.0   | 110.1   | 110.6   | 104.1 | 102.3  |
| 12                | 116.5 | 111.8 | 137.2 | 121.6 | 120.4   | 127.0   | 121.2   | 108.1 | 109.6  |
| 재 고 <sup>2)</sup> |       |       |       |       |         |         |         |       |        |
| 2018              | 98.6  | 91.7  | 62.0  | 92.5  | 94.3    | 64.5    | 58.2    | 95.4  | 74.9   |
| 2019              | 96.0  | 98.1  | 63.4  | 96.4  | 92.4    | 86.1    | 80.7    | 99.6  | 89.4   |
| 2020              | 94.5  | 97.4  | 91.5  | 108.5 | 81.4    | 101.3   | 100.1   | 87.5  | 99.1   |
| 2021              | 106.1 | 95.9  | 121.8 | 151.0 | 89.4    | 114.1   | 98.5    | 94.8  | 107.9  |
| 2022              | 110.4 | 92.7  | 137.8 | 181.7 | 96.2    | 133.1   | 135.6   | 92.7  | 131.4  |
| 2023              | 108.1 | 84.0  | 139.0 | 160.2 | 104.0   | 127.3   | 145.1   | 94.2  | 143.0  |
| 2024              | 105.9 | 87.0  | 147.1 | 165.0 | 134.3   | 154.9   | 138.9   | 92.0  | 140.9  |
| 2024. 4           | 112.1 | 89.4  | 149.3 | 161.6 | 110.7   | 143.3   | 138.0   | 97.2  | 140.6  |
| 5                 | 112.2 | 91.2  | 146.8 | 167.0 | 115.6   | 150.4   | 138.3   | 97.9  | 144.0  |
| 6                 | 106.9 | 87.8  | 147.0 | 161.1 | 104.5   | 151.2   | 134.5   | 94.4  | 148.7  |
| 7                 | 112.7 | 90.5  | 153.2 | 164.6 | 112.5   | 147.5   | 139.8   | 90.0  | 151.0  |
| 8                 | 114.9 | 92.1  | 160.6 | 168.7 | 103.8   | 154.7   | 140.7   | 94.8  | 146.4  |
| 9                 | 109.6 | 92.3  | 170.4 | 164.5 | 105.4   | 151.6   | 138.2   | 96.3  | 142.8  |
| 10                | 111.7 | 96.2  | 183.0 | 166.7 | 132.4   | 159.6   | 147.1   | 88.9  | 143.9  |
| 11                | 111.5 | 90.0  | 171.7 | 174.5 | 129.3   | 156.3   | 145.3   | 89.4  | 143.7  |
| 12                | 105.9 | 87.0  | 147.1 | 165.0 | 134.3   | 154.9   | 138.9   | 92.0  | 140.9  |

주: 1) 최근 2개월과 2024년 수치는 잠정치임

2) 재고는 기(연, 월)말 기준임

자료: 통계청 경제동향통계심의관 산업동향과

## 8. Index of Industrial Production, Shipment & Inventory by Province <sup>1)</sup>

### (Original Index)

2020=100

| 경 기                     | 강 원     | 충 북      | 충 남      | 전 북     | 전 남     | 경 북       | 경 남       | 제 주   |         |
|-------------------------|---------|----------|----------|---------|---------|-----------|-----------|-------|---------|
| Gyeonggi                | Gangwon | Chungbuk | Chungnam | Jeonbuk | Jeonnam | Gyeongbuk | Gyeongnam | Jeju  |         |
| Production              |         |          |          |         |         |           |           |       |         |
| 87.5                    | 105.1   | 104.7    | 107.2    | 112.6   | 98.8    | 108.3     | 106.0     | 109.3 | 2018    |
| 91.5                    | 105.6   | 107.0    | 102.3    | 105.8   | 100.8   | 106.1     | 107.7     | 106.5 | 2019    |
| 100.0                   | 100.0   | 100.0    | 100.0    | 100.0   | 100.0   | 100.0     | 100.0     | 100.0 | 2020    |
| 114.3                   | 101.7   | 114.5    | 112.1    | 107.6   | 107.7   | 104.6     | 104.2     | 105.4 | 2021    |
| 117.2                   | 108.1   | 115.6    | 112.2    | 111.2   | 104.7   | 102.8     | 109.9     | 111.6 | 2022    |
| 113.7                   | 109.6   | 111.1    | 108.0    | 105.0   | 103.1   | 99.0      | 113.1     | 109.6 | 2023    |
| 133.5                   | 101.1   | 105.3    | 107.8    | 103.8   | 106.4   | 100.2     | 117.8     | 109.2 | 2024    |
| 121.0                   | 101.2   | 114.7    | 106.9    | 109.4   | 108.7   | 96.4      | 121.4     | 109.3 | 4. 2024 |
| 128.5                   | 99.8    | 107.2    | 111.5    | 110.9   | 108.2   | 98.0      | 118.9     | 105.8 | 5       |
| 138.2                   | 96.6    | 112.2    | 112.5    | 106.0   | 108.1   | 93.7      | 120.0     | 107.2 | 6       |
| 128.6                   | 95.5    | 101.8    | 110.5    | 107.6   | 107.2   | 99.6      | 115.6     | 115.0 | 7       |
| 132.3                   | 103.4   | 102.4    | 110.3    | 101.7   | 110.6   | 101.3     | 115.2     | 124.0 | 8       |
| 131.3                   | 95.7    | 105.3    | 106.2    | 94.4    | 107.4   | 99.2      | 111.7     | 102.5 | 9       |
| 146.0                   | 97.2    | 97.1     | 107.4    | 104.9   | 106.1   | 106.9     | 120.4     | 107.9 | 10      |
| 146.1                   | 100.6   | 102.3    | 107.0    | 102.0   | 103.4   | 104.3     | 117.7     | 107.8 | 11      |
| 154.5                   | 112.0   | 117.7    | 111.6    | 104.3   | 113.4   | 107.8     | 129.2     | 111.2 | 12      |
| Shipment                |         |          |          |         |         |           |           |       |         |
| 86.5                    | 107.5   | 101.1    | 106.8    | 112.0   | 99.7    | 110.5     | 101.9     | 109.1 | 2018    |
| 94.1                    | 106.0   | 104.4    | 102.9    | 105.8   | 102.2   | 108.2     | 106.7     | 106.3 | 2019    |
| 100.0                   | 100.0   | 100.0    | 100.0    | 100.0   | 100.0   | 100.0     | 100.0     | 100.0 | 2020    |
| 108.2                   | 104.9   | 111.8    | 109.8    | 109.0   | 104.0   | 103.2     | 102.0     | 105.8 | 2021    |
| 108.2                   | 111.0   | 123.7    | 108.5    | 112.3   | 101.3   | 103.1     | 107.9     | 111.2 | 2022    |
| 108.6                   | 112.0   | 108.8    | 107.3    | 106.1   | 100.4   | 100.9     | 112.4     | 115.1 | 2023    |
| 118.7                   | 102.7   | 101.3    | 107.8    | 103.4   | 104.1   | 101.7     | 116.3     | 105.7 | 2024    |
| 104.5                   | 100.5   | 104.4    | 107.6    | 108.3   | 105.5   | 97.9      | 118.9     | 101.1 | 4. 2024 |
| 116.8                   | 100.8   | 103.3    | 111.2    | 110.0   | 105.6   | 97.7      | 119.2     | 103.2 | 5       |
| 131.4                   | 99.8    | 107.2    | 110.9    | 105.0   | 104.5   | 95.3      | 118.0     | 99.6  | 6       |
| 104.0                   | 96.4    | 98.4     | 106.2    | 105.6   | 105.9   | 96.5      | 113.5     | 103.6 | 7       |
| 114.3                   | 103.7   | 98.8     | 108.3    | 100.3   | 108.3   | 98.8      | 111.2     | 114.8 | 8       |
| 129.6                   | 99.9    | 101.9    | 104.8    | 94.3    | 103.7   | 109.3     | 114.9     | 105.1 | 9       |
| 114.7                   | 99.0    | 97.8     | 108.5    | 104.1   | 109.0   | 107.0     | 117.3     | 99.1  | 10      |
| 123.3                   | 101.6   | 101.9    | 105.6    | 101.7   | 102.1   | 110.2     | 115.5     | 98.6  | 11      |
| 147.1                   | 113.5   | 114.9    | 112.4    | 105.2   | 109.1   | 109.1     | 130.8     | 115.7 | 12      |
| Inventory <sup>2)</sup> |         |          |          |         |         |           |           |       |         |
| 118.3                   | 81.0    | 86.9     | 93.3     | 68.5    | 102.0   | 94.7      | 94.0      | 78.3  | 2018    |
| 96.3                    | 90.6    | 99.4     | 94.4     | 69.1    | 95.5    | 93.4      | 98.1      | 95.2  | 2019    |
| 95.1                    | 92.7    | 95.5     | 94.4     | 95.3    | 86.8    | 91.1      | 98.8      | 113.8 | 2020    |
| 108.3                   | 111.9   | 119.0    | 111.6    | 102.4   | 111.0   | 102.2     | 114.1     | 111.9 | 2021    |
| 117.3                   | 114.3   | 148.1    | 130.8    | 138.8   | 111.5   | 97.2      | 124.8     | 88.7  | 2022    |
| 122.7                   | 106.5   | 134.0    | 174.1    | 136.3   | 105.4   | 105.4     | 116.9     | 63.0  | 2023    |
| 98.2                    | 116.5   | 114.1    | 179.9    | 142.2   | 113.9   | 114.8     | 131.2     | 73.4  | 2024    |
| 122.1                   | 120.8   | 131.0    | 176.9    | 139.9   | 108.4   | 117.1     | 132.3     | 66.2  | 4. 2024 |
| 125.4                   | 124.0   | 130.5    | 182.4    | 134.4   | 110.8   | 113.9     | 131.3     | 64.5  | 5       |
| 110.1                   | 125.7   | 120.8    | 188.8    | 135.1   | 111.7   | 110.2     | 130.2     | 72.9  | 6       |
| 120.4                   | 125.1   | 121.4    | 197.6    | 135.7   | 114.5   | 117.0     | 132.6     | 77.6  | 7       |
| 120.2                   | 123.6   | 124.5    | 191.0    | 137.2   | 115.3   | 126.3     | 131.1     | 71.1  | 8       |
| 107.1                   | 116.0   | 119.5    | 176.5    | 138.3   | 118.4   | 118.7     | 131.4     | 68.4  | 9       |
| 118.6                   | 117.2   | 125.5    | 196.5    | 141.0   | 111.9   | 119.6     | 131.1     | 69.5  | 10      |
| 120.7                   | 119.6   | 122.6    | 206.7    | 141.8   | 109.3   | 113.8     | 133.2     | 71.8  | 11      |
| 98.2                    | 116.5   | 114.1    | 179.9    | 142.2   | 113.9   | 114.8     | 131.2     | 73.4  | 12      |

Note: 1) Recent two month and 2024 figures are preliminary.

2) Inventory is calculated at the end of a given period (month or year).

Source: Statistics Korea.

9. 재별 제조업 생산지수<sup>1)</sup>

2020=100

|                   | 자 본 재         |                         |             |                         |                          |             |              |        |        |
|-------------------|---------------|-------------------------|-------------|-------------------------|--------------------------|-------------|--------------|--------|--------|
|                   | Capital goods | Manufacturing equipment | Electricity | Broadcast communication | Transportation equipment | Agriculture | Construction | Office | Others |
| 가중치 <sup>2)</sup> | 1,231.3       | 511.1                   | 149.6       | 44.5                    | 148.8                    | 21.9        | 48.4         | 6.2    | 300.8  |
| 원 지 수             |               |                         |             |                         |                          |             |              |        |        |
| 2018              | 102.1         | 106.4                   | 111.3       | 119.4                   | 88.2                     | 74.5        | 163.6        | 117.9  | 96.3   |
| 2019              | 97.7          | 89.4                    | 107.8       | 122.1                   | 97.7                     | 97.1        | 111.2        | 108.5  | 104.4  |
| 2020              | 100.0         | 100.0                   | 100.0       | 100.0                   | 100.0                    | 100.0       | 100.0        | 100.0  | 100.0  |
| 2021              | 109.4         | 114.2                   | 102.7       | 118.0                   | 98.4                     | 157.2       | 137.9        | 100.0  | 104.3  |
| 2022              | 115.1         | 114.6                   | 108.8       | 122.3                   | 116.3                    | 163.6       | 146.6        | 100.8  | 111.8  |
| 2023              | 108.9         | 99.3                    | 103.3       | 112.2                   | 122.3                    | 135.8       | 136.1        | 93.4   | 116.9  |
| 2024              | 112.3         | 106.8                   | 94.4        | 93.6                    | 127.5                    | 105.4       | 80.6         | 102.1  | 131.4  |
| 2022. 3           | 112.5         | 112.9                   | 103.1       | 115.0                   | 107.5                    | 178.8       | 129.5        | 120.6  | 114.2  |
| 4                 | 108.6         | 104.7                   | 102.1       | 115.6                   | 114.6                    | 184.3       | 130.3        | 83.9   | 109.4  |
| 5                 | 114.7         | 117.5                   | 103.7       | 129.6                   | 121.9                    | 153.0       | 132.2        | 93.8   | 105.7  |
| 6                 | 123.0         | 123.6                   | 118.0       | 137.0                   | 123.4                    | 185.2       | 143.7        | 103.3  | 117.5  |
| 7                 | 116.0         | 112.7                   | 113.2       | 110.3                   | 118.8                    | 141.4       | 155.7        | 90.5   | 117.4  |
| 8                 | 110.4         | 115.5                   | 102.5       | 106.7                   | 107.0                    | 166.1       | 114.7        | 100.9  | 105.0  |
| 9                 | 114.6         | 117.6                   | 107.8       | 132.4                   | 109.6                    | 146.1       | 154.4        | 118.2  | 106.7  |
| 10                | 114.6         | 107.3                   | 111.2       | 139.3                   | 122.3                    | 155.1       | 168.5        | 89.4   | 114.1  |
| 11                | 126.8         | 125.1                   | 124.6       | 139.7                   | 129.8                    | 166.7       | 178.9        | 97.7   | 120.2  |
| 12                | 144.5         | 144.7                   | 141.3       | 142.3                   | 140.8                    | 166.1       | 167.2        | 100.6  | 145.9  |
| 2023. 1           | 93.0          | 83.9                    | 87.8        | 101.8                   | 104.5                    | 158.5       | 150.4        | 72.8   | 94.3   |
| 2                 | 103.8         | 94.9                    | 88.6        | 107.8                   | 115.7                    | 171.5       | 167.6        | 106.7  | 109.1  |
| 3                 | 116.9         | 108.6                   | 96.7        | 126.0                   | 126.2                    | 195.7       | 176.0        | 97.0   | 125.1  |
| 4                 | 102.6         | 89.8                    | 93.3        | 107.3                   | 119.9                    | 175.5       | 163.6        | 80.1   | 109.5  |
| 5                 | 109.2         | 98.7                    | 103.8       | 119.1                   | 121.8                    | 148.7       | 168.7        | 81.2   | 113.8  |
| 6                 | 117.0         | 109.3                   | 113.3       | 105.6                   | 127.7                    | 158.3       | 161.2        | 114.5  | 121.1  |
| 7                 | 102.7         | 85.1                    | 109.0       | 95.3                    | 122.6                    | 96.9        | 141.9        | 101.6  | 115.8  |
| 8                 | 100.3         | 90.2                    | 98.1        | 102.4                   | 112.6                    | 93.4        | 117.9        | 88.8   | 110.9  |
| 9                 | 109.6         | 102.3                   | 108.3       | 139.2                   | 116.7                    | 87.0        | 115.5        | 91.3   | 116.2  |
| 10                | 100.3         | 88.2                    | 98.0        | 113.5                   | 121.5                    | 93.5        | 102.2        | 84.0   | 110.5  |
| 11                | 115.0         | 103.9                   | 111.1       | 120.0                   | 140.0                    | 134.5       | 99.1         | 93.7   | 124.7  |
| 12                | 136.4         | 136.4                   | 131.6       | 108.7                   | 138.4                    | 115.6       | 68.7         | 109.4  | 152.1  |
| 2024. 1           | 101.9         | 87.0                    | 90.7        | 92.7                    | 125.6                    | 115.6       | 114.0        | 94.0   | 123.4  |
| 2                 | 95.5          | 87.8                    | 81.4        | 86.5                    | 104.5                    | 110.9       | 89.5         | 104.3  | 113.6  |
| 3                 | 111.6         | 109.9                   | 87.3        | 102.7                   | 115.2                    | 145.1       | 105.4        | 109.1  | 124.5  |
| 4                 | 111.5         | 104.9                   | 94.3        | 109.8                   | 124.9                    | 136.4       | 101.9        | 95.6   | 126.1  |
| 5                 | 110.3         | 98.7                    | 88.5        | 91.6                    | 124.8                    | 126.3       | 88.3         | 100.7  | 141.4  |
| 6                 | 114.9         | 109.0                   | 106.4       | 85.4                    | 130.1                    | 113.6       | 82.3         | 95.0   | 131.1  |
| 7                 | 108.7         | 102.7                   | 92.1        | 89.0                    | 131.3                    | 99.3        | 74.5         | 109.8  | 125.0  |
| 8                 | 106.7         | 98.6                    | 82.6        | 88.1                    | 131.2                    | 78.9        | 58.3         | 119.5  | 133.5  |
| 9                 | 111.9         | 113.5                   | 107.8       | 90.1                    | 125.9                    | 68.3        | 62.3         | 99.9   | 115.1  |
| 10                | 111.9         | 106.5                   | 94.9        | 96.9                    | 131.4                    | 92.3        | 62.4         | 99.1   | 130.9  |
| 11                | 119.5         | 117.4                   | 93.8        | 100.6                   | 141.3                    | 82.3        | 67.7         | 90.5   | 138.0  |
| 12                | 143.0         | 146.0                   | 112.9       | 89.7                    | 143.3                    | 96.1        | 61.1         | 108.0  | 173.8  |

주: 1) 최근 2개월과 2024년 수치는 잠정치임

2) 가중치는 2024년 지수작성에 적용되는 가중치로, 이전 자료는 적용할 수 없음

자료: 통계청 경제동향통계심의관 산업동향과

9. Manufacturing Production Index by Goods <sup>1)</sup>

2020=100

| 중 간 재<br><br>Intermediate<br>goods | 소 비 재                 |                     |                                  |               |                     |   |  | Weight <sup>2)</sup> |
|------------------------------------|-----------------------|---------------------|----------------------------------|---------------|---------------------|---|--|----------------------|
|                                    | 제조업용<br>Manufacturing | 건설용<br>Construction | 연료 및 전력<br>Fuel &<br>electricity | 기 타<br>Others | Consumers'<br>goods | 내구소비재<br>Durable<br>consumers'<br>goods | 비내구소비재<br>Non-durable<br>consumers'<br>goods |                      |
| 6,355.4                            | 5,486.7               | 550.0               | 196.8                            | 121.9         | 1,945.3             | 684.8                                   | 1,260.5                                      |                      |
| Original index                     |                       |                     |                                  |               |                     |   |  |                      |
| 98.3                               | 96.8                  | 110.7               | 111.7                            | 102.6         | 102.8               | 110.8                                   | 99.2   | 2018                 |
| 99.9                               | 99.0                  | 106.2               | 110.7                            | 101.4         | 102.6               | 108.0                                   | 100.2  | 2019                 |
| 100.0                              | 100.0                 | 100.0               | 100.0                            | 100.0         | 100.0               | 100.0                                   | 100.0  | 2020                 |
| 110.9                              | 112.8                 | 95.8                | 95.1                             | 105.1         | 101.5               | 102.0                                   | 101.3  | 2021                 |
| 110.5                              | 112.6                 | 93.0                | 101.6                            | 104.4         | 104.2               | 104.4                                   | 104.2  | 2022                 |
| 107.2                              | 109.1                 | 90.2                | 101.3                            | 96.4          | 105.0               | 109.6                                   | 102.7  | 2023                 |
| 112.6                              | 116.2                 | 84.4                | 102.3                            | 94.5          | 108.1               | 107.6                                   | 108.3  | 2024                 |
| 122.5                              | 125.5                 | 98.9                | 98.9                             | 115.3         | 109.2               | 110.3                                   | 108.7  | 3. 2022              |
| 115.9                              | 117.8                 | 100.1               | 99.8                             | 114.4         | 107.0               | 107.6                                   | 106.6  | 4                    |
| 117.0                              | 118.8                 | 102.6               | 98.4                             | 118.9         | 106.9               | 106.6                                   | 107.1  | 5                    |
| 116.1                              | 118.8                 | 93.8                | 100.2                            | 104.7         | 105.7               | 109.2                                   | 103.5  | 6                    |
| 112.2                              | 114.4                 | 92.8                | 111.5                            | 99.2          | 106.1               | 106.4                                   | 106.0  | 7                    |
| 104.4                              | 106.2                 | 87.4                | 114.3                            | 92.2          | 101.8               | 97.5                                    | 104.8  | 8                    |
| 103.6                              | 105.4                 | 87.9                | 101.3                            | 93.2          | 105.1               | 104.2                                   | 105.8  | 9                    |
| 105.6                              | 106.6                 | 98.2                | 101.2                            | 98.1          | 104.0               | 105.4                                   | 103.2  | 10                   |
| 104.0                              | 104.6                 | 99.1                | 101.8                            | 99.9          | 109.4               | 115.1                                   | 105.8  | 11                   |
| 103.4                              | 104.4                 | 93.3                | 104.6                            | 101.9         | 103.8               | 104.6                                   | 103.3  | 12                   |
| 93.9                               | 95.3                  | 76.4                | 99.0                             | 95.4          | 100.2               | 100.5                                   | 100.2  | 1. 2023              |
| 92.5                               | 93.2                  | 82.1                | 94.0                             | 95.1          | 100.0               | 109.5                                   | 95.0   | 2                    |
| 109.9                              | 111.1                 | 97.8                | 105.5                            | 104.6         | 113.1               | 124.5                                   | 107.0  | 3                    |
| 103.3                              | 104.1                 | 93.2                | 102.2                            | 100.4         | 104.6               | 114.8                                   | 99.1   | 4                    |
| 108.9                              | 109.6                 | 98.1                | 114.9                            | 99.4          | 105.7               | 113.2                                   | 101.7  | 5                    |
| 109.5                              | 111.2                 | 97.1                | 96.0                             | 99.0          | 105.6               | 110.5                                   | 103.0  | 6                    |
| 103.7                              | 105.7                 | 86.0                | 101.0                            | 90.3          | 105.4               | 107.8                                   | 104.1  | 7                    |
| 107.9                              | 111.0                 | 84.7                | 95.0                             | 89.3          | 104.1               | 101.3                                   | 105.8  | 8                    |
| 113.5                              | 117.1                 | 87.1                | 99.3                             | 92.7          | 101.6               | 98.3                                    | 103.5  | 9                    |
| 111.4                              | 114.0                 | 91.2                | 103.2                            | 93.4          | 105.7               | 106.3                                   | 105.4  | 10                   |
| 115.8                              | 118.2                 | 98.7                | 102.3                            | 99.4          | 110.6               | 115.5                                   | 108.0  | 11                   |
| 115.7                              | 119.1                 | 89.8                | 103.7                            | 97.6          | 103.7               | 112.4                                   | 99.1   | 12                   |
| 108.6                              | 111.1                 | 85.4                | 105.4                            | 103.2         | 111.1               | 113.9                                   | 109.6  | 1. 2024              |
| 101.9                              | 105.3                 | 72.9                | 97.7                             | 90.5          | 97.3                | 98.1                                    | 96.9   | 2                    |
| 113.5                              | 117.1                 | 85.2                | 102.8                            | 99.6          | 108.9               | 113.3                                   | 106.5  | 3                    |
| 109.8                              | 112.2                 | 90.9                | 99.7                             | 99.9          | 111.7               | 118.8                                   | 108.0  | 4                    |
| 113.1                              | 115.6                 | 92.0                | 106.3                            | 100.9         | 114.7               | 115.8                                   | 114.0  | 5                    |
| 115.7                              | 119.6                 | 88.8                | 97.9                             | 90.5          | 107.5               | 109.2                                   | 106.5  | 6                    |
| 110.4                              | 114.1                 | 79.9                | 105.6                            | 92.2          | 107.1               | 98.0                                    | 111.7  | 7                    |
| 112.6                              | 116.6                 | 80.1                | 112.3                            | 85.6          | 103.1               | 95.1                                    | 107.2  | 8                    |
| 110.2                              | 114.8                 | 74.7                | 102.3                            | 85.3          | 102.8               | 97.1                                    | 105.6  | 9                    |
| 117.3                              | 121.4                 | 89.2                | 98.7                             | 93.1          | 112.8               | 111.3                                   | 113.5  | 10                   |
| 116.4                              | 120.5                 | 88.2                | 99.3                             | 94.8          | 108.4               | 107.6                                   | 108.7  | 11                   |
| 121.3                              | 126.4                 | 85.3                | 99.8                             | 98.0          | 111.7               | 113.0                                   | 111.0  | 12                   |

Note: 1) Recent two month and 2024 figures are preliminary.

2) Weights are applied only to the indices for 2024. In other words, weights can't be applied to the indices prior.

Source: Statistics Korea.

10. 재별 제조업 출하지수<sup>1)</sup>

2020=100

|                   | 자 본 재         |                         |             |                         |                          |             |              |        |        |
|-------------------|---------------|-------------------------|-------------|-------------------------|--------------------------|-------------|--------------|--------|--------|
|                   | Capital goods | Manufacturing equipment | Electricity | Broadcast communication | Transportation equipment | Agriculture | Construction | Office | Others |
| 가중치 <sup>2)</sup> | 1,194.8       | 405.0                   | 167.9       | 60.2                    | 239.1                    | 21.5        | 57.0         | 8.8    | 235.3  |
| 원 지 수             |               |                         |             |                         |                          |             |              |        |        |
| 2018              | 103.4         | 106.2                   | 116.2       | 114.6                   | 87.6                     | 75.0        | 163.4        | 122.5  | 96.0   |
| 2019              | 99.6          | 90.8                    | 109.3       | 115.4                   | 98.5                     | 90.8        | 112.9        | 113.3  | 104.1  |
| 2020              | 100.0         | 100.0                   | 100.0       | 100.0                   | 100.0                    | 100.0       | 100.0        | 100.0  | 100.0  |
| 2021              | 107.7         | 113.5                   | 99.0        | 114.4                   | 97.3                     | 154.8       | 135.7        | 101.8  | 105.2  |
| 2022              | 113.3         | 113.1                   | 109.0       | 117.5                   | 109.9                    | 161.1       | 140.2        | 100.7  | 110.6  |
| 2023              | 107.6         | 100.6                   | 106.9       | 109.7                   | 107.7                    | 142.6       | 132.7        | 91.6   | 111.9  |
| 2024              | 108.5         | 107.5                   | 99.4        | 99.2                    | 110.2                    | 107.1       | 81.5         | 95.7   | 122.3  |
| 2022. 3           | 114.9         | 113.0                   | 106.2       | 103.5                   | 109.0                    | 194.9       | 138.9        | 124.1  | 122.1  |
| 4                 | 108.3         | 103.6                   | 105.8       | 106.0                   | 111.3                    | 188.9       | 125.9        | 78.1   | 106.3  |
| 5                 | 113.1         | 114.7                   | 106.3       | 114.1                   | 114.3                    | 158.3       | 130.1        | 92.6   | 106.9  |
| 6                 | 118.5         | 121.0                   | 109.4       | 138.9                   | 112.9                    | 182.1       | 137.7        | 97.5   | 114.0  |
| 7                 | 112.6         | 110.5                   | 110.6       | 107.3                   | 109.4                    | 131.6       | 144.5        | 99.7   | 114.2  |
| 8                 | 107.4         | 115.4                   | 106.2       | 92.3                    | 95.1                     | 131.1       | 125.0        | 103.8  | 106.5  |
| 9                 | 110.6         | 115.0                   | 108.9       | 125.7                   | 100.6                    | 140.6       | 125.9        | 120.7  | 105.7  |
| 10                | 113.4         | 106.2                   | 116.8       | 145.5                   | 115.9                    | 157.7       | 131.8        | 87.5   | 105.6  |
| 11                | 121.9         | 122.3                   | 124.3       | 132.8                   | 119.4                    | 158.6       | 155.3        | 91.4   | 110.4  |
| 12                | 143.3         | 145.4                   | 141.1       | 164.2                   | 129.9                    | 156.4       | 167.5        | 105.7  | 146.4  |
| 2023. 1           | 92.5          | 84.0                    | 88.9        | 81.9                    | 98.6                     | 177.9       | 133.7        | 73.1   | 92.5   |
| 2                 | 101.9         | 92.6                    | 91.0        | 103.4                   | 102.5                    | 161.6       | 181.2        | 101.4  | 104.4  |
| 3                 | 115.7         | 108.5                   | 104.4       | 106.9                   | 111.4                    | 200.7       | 158.5        | 94.4   | 128.6  |
| 4                 | 102.8         | 89.5                    | 96.9        | 97.2                    | 108.1                    | 186.4       | 154.5        | 85.9   | 109.9  |
| 5                 | 107.4         | 99.9                    | 106.0       | 112.1                   | 105.9                    | 163.5       | 155.8        | 77.4   | 109.0  |
| 6                 | 115.4         | 109.8                   | 117.6       | 112.7                   | 114.7                    | 151.6       | 159.9        | 114.6  | 112.6  |
| 7                 | 99.9          | 86.5                    | 108.8       | 93.2                    | 105.2                    | 98.0        | 131.9        | 92.2   | 105.4  |
| 8                 | 96.8          | 90.8                    | 96.4        | 95.4                    | 95.1                     | 133.5       | 104.7        | 89.9   | 104.8  |
| 9                 | 113.1         | 107.9                   | 116.3       | 155.1                   | 104.6                    | 142.8       | 147.2        | 95.8   | 109.6  |
| 10                | 101.1         | 94.1                    | 104.1       | 112.0                   | 105.3                    | 78.8        | 95.2         | 78.8   | 106.4  |
| 11                | 113.9         | 105.6                   | 115.5       | 109.6                   | 124.1                    | 112.5       | 104.3        | 88.0   | 119.1  |
| 12                | 130.9         | 138.2                   | 137.3       | 137.1                   | 116.8                    | 103.6       | 64.9         | 107.5  | 140.8  |
| 2024. 1           | 97.2          | 88.0                    | 92.2        | 92.4                    | 98.5                     | 132.0       | 90.7         | 92.0   | 115.7  |
| 2                 | 94.0          | 88.0                    | 84.9        | 96.0                    | 86.5                     | 130.6       | 115.6        | 101.2  | 110.7  |
| 3                 | 108.9         | 111.7                   | 97.8        | 105.3                   | 95.3                     | 160.0       | 121.6        | 102.7  | 119.1  |
| 4                 | 106.2         | 104.2                   | 97.0        | 109.5                   | 105.6                    | 139.3       | 89.8         | 85.6   | 116.8  |
| 5                 | 105.6         | 101.1                   | 92.7        | 96.2                    | 108.6                    | 115.5       | 90.8         | 81.1   | 124.5  |
| 6                 | 113.1         | 113.2                   | 116.0       | 89.7                    | 106.6                    | 112.9       | 86.2         | 88.8   | 128.2  |
| 7                 | 107.0         | 105.8                   | 93.7        | 95.6                    | 118.5                    | 77.9        | 76.6         | 94.2   | 117.0  |
| 8                 | 101.4         | 97.4                    | 84.2        | 96.1                    | 110.5                    | 71.8        | 64.5         | 117.7  | 120.6  |
| 9                 | 109.8         | 114.1                   | 110.6       | 102.0                   | 112.9                    | 88.6        | 62.4         | 97.3   | 109.4  |
| 10                | 108.2         | 105.0                   | 99.4        | 102.8                   | 119.0                    | 91.7        | 66.5         | 89.1   | 119.2  |
| 11                | 113.6         | 114.0                   | 97.0        | 103.5                   | 126.6                    | 78.9        | 59.1         | 91.4   | 126.4  |
| 12                | 137.5         | 147.3                   | 126.7       | 101.7                   | 133.2                    | 86.2        | 54.4         | 107.3  | 160.2  |

주: 1) 최근 2개월과 2024년 수치는 잠정치임

2) 가중치는 2024년 지수작성에 적용되는 가중치로, 이전 자료는 적용할 수 없음

자료: 통계청 경제동향통계심의관 산업동향과



10. Manufacturing Shipment Index by Goods <sup>1)</sup>

2020=100

| 중 간 재<br><br>Intermediate<br>goods | 소 비 재                 |                     |                                  |               |                     |   |  | Weight <sup>2)</sup> |
|------------------------------------|-----------------------|---------------------|----------------------------------|---------------|---------------------|---|--|----------------------|
|                                    | 제조업용<br>Manufacturing | 건설용<br>Construction | 연료 및 전력<br>Fuel &<br>electricity | 기 타<br>Others | Consumers'<br>goods | 내구소비재<br>Durable<br>consumers'<br>goods | 비내구소비재<br>Non-durable<br>consumers'<br>goods |                      |
| 6,332.0                            | 5,052.0               | 591.7               | 523.8                            | 164.5         | 1,864.0             | 749.1                                   | 1,114.9                                      |                      |
| Original index                     |                       |                     |                                  |               |                     |   |  |                      |
| 101.1                              | 99.5                  | 110.6               | 109.7                            | 100.4         | 106.0               | 114.4                                   | 100.2  | 2018                 |
| 101.8                              | 100.9                 | 106.0               | 107.2                            | 100.7         | 105.7               | 111.3                                   | 101.7  | 2019                 |
| 100.0                              | 100.0                 | 100.0               | 100.0                            | 100.0         | 100.0               | 100.0                                   | 100.0  | 2020                 |
| 106.0                              | 107.8                 | 94.9                | 97.6                             | 103.6         | 100.4               | 98.2                                    | 102.0  | 2021                 |
| 104.9                              | 106.5                 | 91.1                | 105.9                            | 102.2         | 101.2               | 100.8                                   | 101.5  | 2022                 |
| 104.5                              | 106.5                 | 89.3                | 104.0                            | 97.9          | 104.0               | 109.5                                   | 100.3  | 2023                 |
| 105.0                              | 107.6                 | 83.5                | 108.2                            | 94.2          | 103.9               | 106.1                                   | 102.3  | 2024                 |
| 113.8                              | 116.0                 | 98.8                | 104.4                            | 115.1         | 104.9               | 103.5                                   | 105.9  | 3. 2022              |
| 106.5                              | 107.6                 | 98.0                | 99.0                             | 112.6         | 102.7               | 104.7                                   | 101.2  | 4                    |
| 110.4                              | 111.3                 | 100.5               | 110.6                            | 113.8         | 102.9               | 102.6                                   | 103.0  | 5                    |
| 105.4                              | 107.7                 | 90.2                | 96.9                             | 100.3         | 99.4                | 98.6                                    | 100.1  | 6                    |
| 102.5                              | 103.1                 | 88.6                | 117.5                            | 100.9         | 105.0               | 107.7                                   | 103.0  | 7                    |
| 101.5                              | 101.7                 | 85.4                | 127.8                            | 96.4          | 98.8                | 92.7                                    | 103.4  | 8                    |
| 105.9                              | 108.5                 | 87.7                | 103.6                            | 93.7          | 101.0               | 99.6                                    | 102.1  | 9                    |
| 105.4                              | 106.4                 | 95.8                | 109.8                            | 95.0          | 101.8               | 104.7                                   | 99.7   | 10                   |
| 100.9                              | 101.5                 | 96.2                | 99.5                             | 96.2          | 104.2               | 109.6                                   | 100.1  | 11                   |
| 103.7                              | 105.3                 | 89.9                | 107.5                            | 92.5          | 102.0               | 102.2                                   | 101.9  | 12                   |
| 92.3                               | 93.4                  | 74.6                | 100.9                            | 96.5          | 99.7                | 97.4                                    | 101.3  | 1. 2023              |
| 94.8                               | 95.9                  | 81.6                | 97.1                             | 96.6          | 98.5                | 106.9                                   | 92.9   | 2                    |
| 112.9                              | 115.1                 | 97.6                | 109.9                            | 107.4         | 108.4               | 117.6                                   | 102.2  | 3                    |
| 99.9                               | 100.4                 | 91.2                | 103.6                            | 98.3          | 100.0               | 109.8                                   | 93.5   | 4                    |
| 106.4                              | 106.7                 | 95.4                | 116.0                            | 104.2         | 105.4               | 112.1                                   | 100.8  | 5                    |
| 112.8                              | 115.8                 | 97.2                | 105.3                            | 98.7          | 104.8               | 112.5                                   | 99.6   | 6                    |
| 99.6                               | 101.2                 | 84.7                | 101.8                            | 95.1          | 100.5               | 105.9                                   | 96.9   | 7                    |
| 101.1                              | 103.5                 | 83.8                | 98.0                             | 99.1          | 102.5               | 106.2                                   | 100.1  | 8                    |
| 110.4                              | 114.8                 | 86.7                | 99.9                             | 98.0          | 104.3               | 103.5                                   | 104.8  | 9                    |
| 104.1                              | 106.0                 | 90.5                | 103.5                            | 95.6          | 106.4               | 108.0                                   | 105.3  | 10                   |
| 108.6                              | 110.0                 | 100.1               | 106.9                            | 93.5          | 108.8               | 117.7                                   | 102.8  | 11                   |
| 111.3                              | 115.3                 | 88.7                | 104.7                            | 91.7          | 108.3               | 115.8                                   | 103.2  | 12                   |
| 102.2                              | 104.1                 | 82.3                | 108.6                            | 95.8          | 107.8               | 109.8                                   | 106.2  | 1. 2024              |
| 95.4                               | 97.9                  | 72.4                | 98.7                             | 94.7          | 96.2                | 99.9                                    | 93.7   | 2                    |
| 108.8                              | 111.4                 | 85.7                | 113.3                            | 101.8         | 104.7               | 112.5                                   | 99.5   | 3                    |
| 103.1                              | 103.9                 | 89.8                | 109.5                            | 103.0         | 106.3               | 114.5                                   | 100.8  | 4                    |
| 106.6                              | 107.6                 | 92.6                | 112.7                            | 104.6         | 108.3               | 112.9                                   | 105.1  | 5                    |
| 108.6                              | 112.1                 | 87.0                | 105.3                            | 91.3          | 103.3               | 109.1                                   | 99.3   | 6                    |
| 100.1                              | 102.2                 | 78.5                | 106.3                            | 96.2          | 101.8               | 101.4                                   | 101.7  | 7                    |
| 104.6                              | 106.6                 | 80.2                | 118.9                            | 88.4          | 99.8                | 96.3                                    | 101.6  | 8                    |
| 107.0                              | 112.2                 | 72.6                | 106.8                            | 86.6          | 99.5                | 96.9                                    | 100.9  | 9                    |
| 105.6                              | 108.3                 | 87.4                | 105.9                            | 90.8          | 106.5               | 107.3                                   | 105.7  | 10                   |
| 105.2                              | 108.0                 | 88.0                | 103.7                            | 86.3          | 103.1               | 103.6                                   | 102.5  | 11                   |
| 112.8                              | 117.4                 | 85.1                | 108.8                            | 91.0          | 109.9               | 108.4                                   | 110.5  | 12                   |

Note: 1) Recent two month and 2024 figures are preliminary.

2) Weights are applied only to the indices for 2024. In other words, weights can't be applied to the indices prior.

Source: Statistics Korea.

11. 제조업 가동률지수<sup>1)</sup>

2020=100

|                   | 제 조 업              | 식료품              | 음 료       | 담 배                 | 섬유제품;<br>의복 제외                 | 가죽가방및<br>신발   | 목재 및<br>나무제품;<br>가구 제외                                       | 펄프종이및<br>종이제품                           | 코크스,<br>연탄 및<br>석유정제품   | 화학물질 및<br>의약품 제외  | 고무 및<br>플라 스틱<br>제 품              |
|-------------------|--------------------|------------------|-----------|---------------------|--------------------------------|---|--|---|---|---|-----------------------------------|
|                   | Manufac-<br>turing | Food<br>products | Beverages | Tobacco<br>products | Textiles,<br>except<br>apparel | Tanning and<br>dressing of<br>leather,<br>luggage and<br>footwear | Wood<br>products of<br>wood and<br>cork, except<br>furniture | Pulp,<br>paper and<br>paper<br>products | Coke,<br>hard-coal<br>and lignite<br>fuel<br>briquettes<br>and refined<br>petroleum<br>products | Chemicals<br>and chemical<br>products,<br>except<br>pharmaceuti-<br>cals,<br>medicinal<br>chemicals | Rubber<br>and plastic<br>products |
| 가중치 <sup>2)</sup> | 10,000.0           | 537.0            | 113.1     | 49.3                | 122.3                          | 19.5  | 34.1   | 148.0                                   | 391.6   | 832.1   | 457.9                             |
| 원 지 수             |                    |                  |           |                     |                                |   |  |   |   |   |                                   |
| 2018              | 103.7              | 99.6             | 106.0     | 93.3                | 115.5                          | 107.6   | 107.4  | 106.2                                   | 113.7   | 104.3   | 106.3                             |
| 2019              | 103.3              | 99.4             | 104.7     | 95.4                | 113.6                          | 112.6   | 99.4   | 102.7                                   | 111.0   | 99.8  | 104.0                             |
| 2020              | 100.0              | 100.0            | 100.0     | 100.0               | 100.0                          | 100.0   | 100.0  | 100.0                                   | 100.0   | 100.0   | 100.0                             |
| 2021              | 105.0              | 101.7            | 98.6      | 93.2                | 105.9                          | 101.4   | 109.4  | 106.9                                   | 101.7   | 106.6   | 107.9                             |
| 2022              | 104.8              | 109.2            | 107.8     | 95.3                | 116.8                          | 104.3   | 105.1  | 109.6                                   | 103.6   | 96.2  | 111.0                             |
| 2023              | 100.8              | 108.2            | 107.0     | 94.4                | 110.9                          | 76.7  | 89.9   | 104.8                                   | 103.6   | 87.6  | 109.6                             |
| 2024              | 102.3              | 113.2            | 106.8     | 92.5                | 109.9                          | 69.0  | 86.2   | 109.2                                   | 105.2   | 88.4  | 112.8                             |
| 2023. 9           | 102.3              | 109.2            | 109.2     | 79.9                | 107.3                          | 68.4  | 90.1   | 103.1                                   | 101.5   | 85.6  | 108.3                             |
| 10                | 102.0              | 110.2            | 110.1     | 93.5                | 109.2                          | 67.3  | 93.1   | 106.6                                   | 111.5   | 83.2  | 110.5                             |
| 11                | 106.5              | 113.0            | 100.2     | 99.1                | 111.8                          | 68.0  | 96.0   | 109.1                                   | 108.3   | 86.6  | 115.1                             |
| 12                | 104.5              | 107.6            | 84.7      | 56.2                | 104.8                          | 64.6  | 90.8   | 104.7                                   | 110.2   | 88.9  | 105.0                             |
| 2024. 1           | 100.9              | 119.0            | 110.1     | 103.3               | 108.1                          | 74.4  | 93.8   | 110.9                                   | 110.7   | 91.1  | 115.3                             |
| 2                 | 92.9               | 101.0            | 86.3      | 80.8                | 97.4                           | 71.6  | 82.9   | 98.5                                    | 102.6   | 82.0  | 102.1                             |
| 3                 | 103.4              | 109.5            | 101.1     | 93.2                | 114.1                          | 74.2  | 83.9   | 108.5                                   | 104.0   | 89.2  | 115.4                             |
| 4                 | 102.5              | 114.4            | 109.5     | 99.9                | 119.7                          | 68.9  | 88.6   | 121.9                                   | 103.2   | 90.9  | 115.1                             |
| 5                 | 104.2              | 116.3            | 117.1     | 93.2                | 117.6                          | 64.7  | 87.9   | 110.9                                   | 108.6   | 89.1  | 117.8                             |
| 6                 | 105.4              | 109.6            | 117.0     | 98.1                | 112.0                          | 62.4  | 84.9   | 105.1                                   | 100.0   | 88.0  | 113.7                             |
| 7                 | 101.6              | 116.0            | 114.8     | 111.3               | 106.1                          | 65.3  | 87.0   | 111.6                                   | 104.7   | 91.5  | 115.4                             |
| 8                 | 101.8              | 113.6            | 110.1     | 94.5                | 100.5                          | 69.3  | 81.5   | 107.7                                   | 110.0   | 87.9  | 109.3                             |
| 9                 | 99.9               | 107.2            | 111.2     | 86.2                | 99.4                           | 66.9  | 77.5   | 102.5                                   | 103.0   | 87.5  | 104.5                             |
| 10                | 104.7              | 119.4            | 118.9     | 98.3                | 117.7                          | 71.7  | 90.2   | 114.2                                   | 103.4   | 88.3  | 119.1                             |
| 11                | 104.3              | 114.9            | 96.9      | 91.6                | 111.9                          | 68.6  | 88.3   | 108.1                                   | 104.4   | 87.9  | 112.9                             |
| 12                | 106.3              | 117.0            | 88.9      | 59.4                | 114.3                          | 70.3  | 87.3   | 110.5                                   | 107.2   | 87.5  | 112.8                             |
| 계 절 조 정 지 수       |                    |                  |           |                     |                                |   |  |   |   |   |                                   |
| 2023. 9           | 103.6              | 108.7            | 107.8     | 84.5                | 110.8                          | 69.9  | 93.9   | 105.6                                   | 104.8   | 86.6  | 111.6                             |
| 10                | 102.2              | 110.9            | 112.2     | 94.7                | 107.9                          | 67.2  | 91.9   | 106.4                                   | 109.8   | 86.1  | 109.6                             |
| 11                | 102.6              | 110.2            | 102.9     | 89.3                | 108.0                          | 68.3  | 89.7   | 105.3                                   | 107.4   | 88.7  | 110.6                             |
| 12                | 101.3              | 106.1            | 97.7      | 72.4                | 106.3                          | 65.8  | 89.2   | 104.0                                   | 106.1   | 88.4  | 109.3                             |
| 2024. 1           | 101.4              | 112.3            | 114.5     | 98.7                | 107.2                          | 70.8  | 95.8   | 104.9                                   | 110.5   | 87.1  | 112.7                             |
| 2                 | 104.9              | 114.4            | 101.3     | 91.5                | 111.2                          | 77.8  | 93.7   | 109.5                                   | 109.1   | 87.2  | 116.0                             |
| 3                 | 100.4              | 110.1            | 101.0     | 89.9                | 107.0                          | 69.2  | 81.0   | 105.4                                   | 103.2   | 85.4  | 111.1                             |
| 4                 | 103.8              | 116.7            | 112.0     | 100.9               | 116.2                          | 67.2  | 87.5   | 123.8                                   | 105.8   | 90.3  | 113.3                             |
| 5                 | 102.5              | 114.4            | 111.0     | 92.7                | 111.8                          | 64.6  | 85.7   | 110.0                                   | 109.7   | 88.4  | 113.7                             |
| 6                 | 103.8              | 112.0            | 108.6     | 95.6                | 111.6                          | 65.9  | 85.5   | 107.5                                   | 104.0   | 89.8  | 112.1                             |
| 7                 | 100.0              | 114.6            | 102.7     | 96.0                | 104.3                          | 65.8  | 85.0   | 110.1                                   | 100.6   | 88.7  | 111.8                             |
| 8                 | 104.3              | 111.8            | 100.0     | 95.1                | 106.0                          | 69.5  | 84.0   | 108.1                                   | 105.4   | 88.4  | 112.3                             |
| 9                 | 103.2              | 110.8            | 112.1     | 94.0                | 106.6                          | 70.6  | 83.2   | 108.6                                   | 106.4   | 89.2  | 111.3                             |
| 10                | 101.0              | 113.2            | 114.9     | 93.2                | 110.1                          | 68.1  | 84.7   | 108.6                                   | 102.0   | 89.3  | 112.2                             |
| 11                | 100.8              | 112.3            | 99.6      | 82.3                | 108.1                          | 68.7  | 82.2   | 104.4                                   | 103.5   | 89.8  | 108.4                             |
| 12                | 103.3              | 115.5            | 102.7     | 77.1                | 116.2                          | 71.7  | 86.0   | 109.7                                   | 103.4   | 87.1  | 117.6                             |

주: 1) 최근 2개월과 2024년 수치는 잠정치임

2) 가중치는 2024년 지수작성에 적용되는 가중치로, 이전 자료는 적용할 수 없음

자료: 통계청 경제동향통계심의관 산업동향과

11. Index of Manufacturing Capacity Utilization Rate <sup>1)</sup>

2020=100

| 비금속<br>광물 제품                                 | 1차 금속                      | 금속 가공<br>제품: 기계<br>및 가구<br>제외  | 전자부품,<br>컴퓨터,<br>영상,음향<br>및 통신장비  | 의료,정밀,<br>광학기기<br>및 시계  | 전기장비                    | 기타 기계<br>및 장비                          | 자동차 및<br>트레일러                                      | 기타<br>운송 장비                     | 가구        | 기타 제품                       |                      |
|--|----------------------------|--|---|---|-------------------------|--|--|---------------------------------|-----------|-----------------------------|----------------------|
| Other<br>non-metallic<br>mineral<br>products | Basic<br>metal<br>products | Fabricated<br>metal<br>products,<br>except<br>machinery<br>and furniture | Electronic<br>components,<br>computer,<br>visual,<br>sounding and<br>communication<br>equipment | Medical,<br>precision<br>and optical<br>instruments,<br>watches and<br>clocks | Electrical<br>equipment | Other<br>machinery<br>and<br>equipment | Motor<br>vehicles,<br>trailers and<br>semitrailers | Other<br>transport<br>equipment | Furniture | Other<br>manufact-<br>uring |                      |
| 235.8  | 662.5                      | 553.0  | 2,831.5   | 262.1   | 525.8                   | 853.4                                  | 1,120.0  | 155.7                           | 47.2      | 48.1                        | Weight <sup>2)</sup> |
| Original index                               |                            |  |   |   |                         |  |  |                                 |           |                             |                      |
| 111.2  | 108.3                      | 105.0  | 102.3   | 104.0   | 101.1                   | 106.4                                  | 109.0  | 69.8                            | 118.9     | 112.6                       | 2018                 |
| 109.1  | 105.9                      | 104.0  | 98.7  | 100.7   | 102.7                   | 107.5                                  | 112.8  | 94.4                            | 105.5     | 113.1                       | 2019                 |
| 100.0  | 100.0                      | 100.0  | 100.0   | 100.0   | 100.0                   | 100.0                                  | 100.0  | 100.0                           | 100.0     | 100.0                       | 2020                 |
| 108.6  | 105.3                      | 108.2  | 104.0   | 112.2   | 108.3                   | 107.6                                  | 101.4  | 100.1                           | 99.6      | 100.7                       | 2021                 |
| 109.8  | 97.8                       | 115.1  | 98.7  | 114.6   | 109.8                   | 113.6                                  | 108.6  | 119.2                           | 98.4      | 108.7                       | 2022                 |
| 107.9  | 97.9                       | 114.6  | 89.8  | 108.5   | 108.6                   | 110.4                                  | 112.1  | 119.4                           | 92.2      | 126.2                       | 2023                 |
| 103.6  | 94.3                       | 114.6  | 99.3  | 102.9   | 97.9                    | 104.1                                  | 106.8  | 121.4                           | 82.2      | 127.3                       | 2024                 |
| 105.3  | 93.1                       | 112.5  | 103.4   | 106.9   | 107.9                   | 105.1                                  | 101.4  | 116.6                           | 89.8      | 119.0                       | 9. 2023              |
| 113.4  | 98.8                       | 115.7  | 97.3  | 105.6   | 105.3                   | 98.4                                   | 109.2  | 117.6                           | 97.0      | 127.8                       | 10                   |
| 119.7  | 95.1                       | 124.0  | 102.5   | 110.4   | 105.4                   | 111.6                                  | 117.0  | 125.5                           | 110.1     | 126.7                       | 11                   |
| 110.5  | 94.8                       | 115.1  | 99.6  | 111.4   | 111.9                   | 117.7                                  | 113.8  | 131.2                           | 107.4     | 119.8                       | 12                   |
| 98.0   | 101.9                      | 116.6  | 89.5  | 117.9   | 100.0                   | 99.3                                   | 109.4  | 108.7                           | 92.8      | 116.9                       | 1. 2024              |
| 86.0   | 90.4                       | 101.5  | 89.5  | 98.2  | 92.0                    | 94.9                                   | 94.3   | 103.7                           | 89.5      | 105.4                       | 2                    |
| 106.8  | 98.1                       | 112.5  | 98.4  | 108.8   | 100.5                   | 111.0                                  | 110.9  | 116.1                           | 86.4      | 125.1                       | 3                    |
| 116.6  | 96.8                       | 121.6  | 89.6  | 104.8   | 99.1                    | 109.5                                  | 118.8  | 121.5                           | 87.3      | 132.6                       | 4                    |
| 110.4  | 94.8                       | 120.1  | 97.3  | 102.2   | 98.8                    | 109.4                                  | 115.1  | 117.7                           | 83.0      | 137.1                       | 5                    |
| 111.0  | 92.0                       | 117.0  | 106.6   | 99.3  | 102.1                   | 111.5                                  | 109.2  | 120.2                           | 77.2      | 142.9                       | 6                    |
| 92.3   | 94.7                       | 113.7  | 97.6  | 103.4   | 100.4                   | 105.7                                  | 97.3   | 125.7                           | 83.2      | 129.4                       | 7                    |
| 100.4  | 93.7                       | 105.0  | 105.5   | 95.6  | 90.6                    | 98.4                                   | 99.1   | 119.0                           | 73.7      | 123.7                       | 8                    |
| 92.9   | 88.6                       | 113.0  | 104.6   | 94.1  | 93.9                    | 92.8                                   | 98.1   | 114.2                           | 72.2      | 113.8                       | 9                    |
| 112.9  | 94.8                       | 117.6  | 102.5   | 106.1   | 96.6                    | 99.6                                   | 110.1  | 129.6                           | 74.5      | 132.9                       | 10                   |
| 110.3  | 93.4                       | 119.0  | 104.2   | 99.8  | 97.6                    | 106.4                                  | 105.7  | 133.7                           | 77.7      | 132.0                       | 11                   |
| 105.6  | 92.0                       | 117.8  | 106.3   | 104.9   | 102.7                   | 110.4                                  | 113.2  | 146.4                           | 88.5      | 135.8                       | 12                   |
| Seasonally adjusted index                    |                            |  |   |   |                         |  |  |                                 |           |                             |                      |
| 106.1  | 96.3                       | 117.5  | 99.0  | 108.6   | 108.6                   | 109.0                                  | 111.7  | 121.7                           | 96.6      | 128.8                       | 9. 2023              |
| 108.3  | 98.8                       | 115.0  | 94.7  | 107.9   | 105.6                   | 104.3                                  | 112.7  | 119.3                           | 98.9      | 122.4                       | 10                   |
| 107.0  | 94.6                       | 114.8  | 99.5  | 103.6   | 100.8                   | 106.7                                  | 108.5  | 119.8                           | 105.7     | 115.7                       | 11                   |
| 107.8  | 94.2                       | 113.3  | 95.3  | 109.0   | 105.4                   | 105.9                                  | 110.5  | 123.6                           | 99.0      | 122.7                       | 12                   |
| 116.3  | 98.0                       | 115.0  | 93.9  | 117.9   | 102.1                   | 102.5                                  | 105.1  | 102.2                           | 89.3      | 126.7                       | 1. 2024              |
| 114.2  | 99.4                       | 118.1  | 101.8   | 107.9   | 102.1                   | 107.5                                  | 107.9  | 118.6                           | 91.1      | 120.8                       | 2                    |
| 105.4  | 95.2                       | 109.8  | 95.5  | 105.5   | 98.9                    | 107.0                                  | 105.1  | 115.2                           | 81.2      | 120.7                       | 3                    |
| 109.5  | 96.5                       | 120.3  | 94.5  | 105.1   | 101.7                   | 110.3                                  | 115.4  | 121.4                           | 87.8      | 121.4                       | 4                    |
| 99.5   | 92.2                       | 116.6  | 97.4  | 102.4   | 98.2                    | 106.3                                  | 110.9  | 115.0                           | 84.0      | 125.2                       | 5                    |
| 103.5  | 91.8                       | 115.5  | 102.8   | 100.5   | 102.3                   | 105.6                                  | 108.3  | 119.7                           | 77.7      | 138.5                       | 6                    |
| 92.1   | 92.0                       | 110.1  | 99.0  | 99.7  | 97.2                    | 104.2                                  | 92.5   | 121.0                           | 89.8      | 128.5                       | 7                    |
| 104.7  | 95.0                       | 112.0  | 103.3   | 100.8   | 95.6                    | 108.7                                  | 112.4  | 133.8                           | 77.7      | 132.6                       | 8                    |
| 98.0   | 92.8                       | 121.3  | 100.7   | 98.8  | 96.7                    | 98.7                                   | 115.0  | 124.5                           | 79.9      | 125.7                       | 9                    |
| 100.9  | 92.9                       | 111.2  | 99.3  | 102.4   | 92.1                    | 100.6                                  | 102.0  | 124.3                           | 72.5      | 124.1                       | 10                   |
| 98.6   | 92.9                       | 110.4  | 101.4   | 93.9  | 93.4                    | 101.6                                  | 98.0   | 127.5                           | 74.7      | 120.9                       | 11                   |
| 102.9  | 91.6                       | 116.3  | 101.6   | 102.9   | 97.0                    | 99.3                                   | 110.2  | 138.4                           | 81.8      | 138.8                       | 12                   |

Note: 1) Recent two month and 2024 figures are preliminary.

2) Weights are applied only to the indices for 2024. In other words, weights can't be applied to the indices prior.

Source: Statistics Korea.

12. 제조업 생산능력지수<sup>1)</sup>

2020=100

|                   | 제조업                | 식료품              | 음료        | 담배                  | 섬유제품;<br>의복 제외                 | 가죽, 가방 및<br>신발  | 목재 및<br>나무제품;<br>가구 제외                                       | 펄프, 종이 및<br>종이제품                        | 코크스,<br>연탄 및<br>석유정제품   | 화학물질 및<br>의약품 제외  | 고무 및<br>플라스틱<br>제품                |
|-------------------|--------------------|------------------|-----------|---------------------|--------------------------------|---|--|---|---|---|-----------------------------------|
|                   | Manufac-<br>turing | Food<br>products | Beverages | Tobacco<br>products | Textiles,<br>except<br>apparel | Tanning and<br>dressing of<br>leather,<br>luggage and<br>footwear | Wood<br>products of<br>wood and<br>cork, except<br>furniture | Pulp,<br>paper and<br>paper<br>products | Coke,<br>hard-coal<br>and lignite<br>fuel<br>briquettes<br>and refined<br>petroleum<br>products | Chemicals<br>and chemical<br>products,<br>except<br>pharmaceuti-<br>cals, medi-<br>cinal<br>chemicals | Rubber<br>and plastic<br>products |
| 가중치 <sup>2)</sup> | 10,000.0           | 491.9            | 109.5     | 45.6                | 131.1                          | 27.0  | 33.6   | 126.5                                   | 370.1   | 867.4   | 451.9                             |
| 원 지 수             |                    |                  |           |                     |                                |   |  |   |   |   |                                   |
| 2018              | 98.3               | 95.4             | 100.3     | 94.2                | 103.6                          | 141.4   | 103.2  | 96.8                                    | 97.2  | 96.4  | 101.7                             |
| 2019              | 98.5               | 99.1             | 99.9      | 100.2               | 99.7                           | 111.4   | 101.8  | 98.2                                    | 97.8  | 98.3  | 101.3                             |
| 2020              | 100.0              | 100.0            | 100.0     | 100.0               | 100.0                          | 100.0   | 100.0  | 100.0                                   | 100.0   | 100.0   | 100.0                             |
| 2021              | 102.3              | 98.6             | 100.9     | 100.0               | 94.5                           | 95.1  | 90.7   | 95.7                                    | 101.8   | 100.8   | 95.3                              |
| 2022              | 101.8              | 93.8             | 99.1      | 100.0               | 82.9                           | 87.0  | 82.0   | 94.2                                    | 101.8   | 100.4   | 92.1                              |
| 2023              | 101.9              | 90.2             | 95.9      | 104.1               | 80.0                           | 86.7  | 84.4   | 94.3                                    | 101.8   | 98.9  | 89.1                              |
| 2024              | 102.8              | 88.0             | 93.8      | 113.9               | 79.8                           | 87.1  | 83.3   | 92.6                                    | 101.8   | 99.6  | 88.6                              |
| 2022. 3           | 102.1              | 96.1             | 99.2      | 100.0               | 83.1                           | 93.2  | 83.7   | 94.7                                    | 101.8   | 101.4   | 92.6                              |
| 4                 | 101.8              | 94.3             | 98.7      | 100.0               | 82.3                           | 90.2  | 82.6   | 95.1                                    | 101.8   | 101.1   | 93.1                              |
| 5                 | 102.2              | 94.3             | 98.6      | 100.0               | 82.0                           | 85.7  | 82.5   | 94.9                                    | 101.8   | 101.4   | 93.3                              |
| 6                 | 102.4              | 93.9             | 98.7      | 100.0               | 82.2                           | 85.7  | 79.7   | 94.5                                    | 101.8   | 100.4   | 92.6                              |
| 7                 | 102.2              | 92.9             | 98.8      | 100.0               | 81.4                           | 84.8  | 80.8   | 93.1                                    | 101.8   | 99.7  | 92.2                              |
| 8                 | 101.7              | 93.3             | 98.8      | 100.0               | 82.4                           | 84.7  | 81.0   | 93.4                                    | 101.7   | 99.4  | 90.8                              |
| 9                 | 101.9              | 92.7             | 98.7      | 100.0               | 82.5                           | 84.5  | 80.3   | 93.2                                    | 101.7   | 99.5  | 90.4                              |
| 10                | 101.5              | 91.3             | 98.9      | 100.0               | 83.3                           | 83.3  | 80.5   | 92.8                                    | 101.7   | 99.5  | 90.5                              |
| 11                | 101.3              | 92.0             | 98.1      | 100.0               | 82.1                           | 82.8  | 81.1   | 92.7                                    | 101.7   | 99.7  | 91.7                              |
| 12                | 100.8              | 91.6             | 97.5      | 100.0               | 82.4                           | 83.2  | 81.7   | 93.7                                    | 101.7   | 99.7  | 91.8                              |
| 2023. 1           | 101.1              | 91.3             | 96.9      | 100.3               | 79.4                           | 85.9  | 82.7   | 94.0                                    | 101.8   | 99.0  | 90.2                              |
| 2                 | 101.0              | 91.3             | 97.0      | 100.3               | 79.7                           | 85.8  | 83.5   | 93.8                                    | 101.8   | 98.9  | 90.9                              |
| 3                 | 101.0              | 91.1             | 96.7      | 100.3               | 79.7                           | 85.9  | 83.8   | 94.1                                    | 101.8   | 98.5  | 89.6                              |
| 4                 | 100.9              | 90.6             | 96.6      | 100.3               | 79.3                           | 86.1  | 83.7   | 93.8                                    | 101.8   | 98.6  | 89.5                              |
| 5                 | 101.3              | 90.3             | 96.3      | 100.3               | 79.3                           | 86.2  | 84.3   | 93.6                                    | 101.8   | 99.0  | 89.2                              |
| 6                 | 101.6              | 90.4             | 96.1      | 100.3               | 79.2                           | 87.2  | 84.9   | 93.7                                    | 101.8   | 98.5  | 88.8                              |
| 7                 | 101.5              | 89.6             | 96.2      | 100.3               | 80.4                           | 87.7  | 85.1   | 93.9                                    | 101.8   | 99.0  | 88.8                              |
| 8                 | 101.4              | 89.9             | 96.2      | 100.3               | 80.3                           | 87.5  | 85.1   | 94.7                                    | 101.8   | 99.0  | 88.2                              |
| 9                 | 102.9              | 89.7             | 96.3      | 111.6               | 80.5                           | 87.5  | 85.6   | 94.8                                    | 101.8   | 99.0  | 88.3                              |
| 10                | 102.9              | 89.8             | 95.1      | 111.6               | 80.4                           | 87.1  | 85.9   | 94.8                                    | 101.8   | 99.1  | 88.0                              |
| 11                | 102.9              | 89.7             | 93.6      | 111.6               | 80.9                           | 87.0  | 84.2   | 95.2                                    | 101.8   | 99.4  | 88.6                              |
| 12                | 104.1              | 89.2             | 94.1      | 111.6               | 80.8                           | 87.0  | 84.5   | 95.5                                    | 101.8   | 99.3  | 88.7                              |
| 2024. 1           | 102.6              | 88.7             | 94.1      | 111.7               | 81.0                           | 87.9  | 83.7   | 94.2                                    | 101.8   | 99.5  | 88.8                              |
| 2                 | 102.4              | 88.3             | 94.4      | 111.7               | 80.1                           | 87.8  | 84.5   | 93.9                                    | 101.8   | 99.6  | 88.4                              |
| 3                 | 102.7              | 88.6             | 94.5      | 114.3               | 80.0                           | 87.8  | 83.8   | 93.6                                    | 101.8   | 99.6  | 88.3                              |
| 4                 | 102.3              | 88.4             | 94.3      | 114.3               | 79.5                           | 87.0  | 84.3   | 93.3                                    | 101.8   | 99.4  | 88.5                              |
| 5                 | 102.5              | 88.6             | 94.1      | 114.3               | 79.6                           | 87.1  | 82.7   | 93.5                                    | 101.8   | 99.7  | 88.4                              |
| 6                 | 102.4              | 88.6             | 94.0      | 114.3               | 79.0                           | 87.1  | 83.6   | 93.3                                    | 101.8   | 99.4  | 88.8                              |
| 7                 | 102.3              | 87.5             | 93.5      | 114.3               | 82.1                           | 86.7  | 83.4   | 92.9                                    | 101.8   | 99.4  | 88.9                              |
| 8                 | 102.3              | 87.6             | 93.7      | 114.3               | 80.3                           | 86.9  | 83.3   | 91.6                                    | 101.8   | 99.4  | 89.2                              |
| 9                 | 102.2              | 87.5             | 93.4      | 114.3               | 79.6                           | 86.8  | 82.5   | 91.2                                    | 101.8   | 99.8  | 88.7                              |
| 10                | 103.9              | 87.2             | 93.6      | 114.3               | 79.1                           | 86.9  | 82.2   | 90.6                                    | 101.8   | 99.7  | 88.4                              |
| 11                | 103.7              | 87.3             | 93.2      | 114.3               | 79.1                           | 86.7  | 82.5   | 91.4                                    | 101.8   | 99.6  | 88.2                              |
| 12                | 104.8              | 87.5             | 93.0      | 114.3               | 78.3                           | 86.8  | 83.1   | 91.5                                    | 101.8   | 99.6  | 88.2                              |

주: 1) 최근 2개월과 2024년 수치는 잠정치임

2) 가중치는 2024년 지수작성에 적용되는 가중치로, 이전 자료는 적용할 수 없음

자료: 통계청 경제동향통계심의관 산업동향과

12. Index of Manufacturing Production Capacity <sup>1)</sup>

2020=100

| 비금속<br>광물제품                                  | 1차 금속                      | 금속 가공<br>제품: 기계<br>및 가구<br>제외  | 전자부품,<br>컴퓨터,<br>영상,음향<br>및 통신장비  | 의료,정밀,<br>광학기기<br>및 시계  | 전기장비                    | 기타 기계<br>및 장비                          | 자동차 및<br>트레일러                                      | 기타<br>운송장비                      | 가구        | 기타 제품                       |                      |
|--|----------------------------|--|---|---|-------------------------|--|--|---------------------------------|-----------|-----------------------------|----------------------|
| Other<br>non-metallic<br>mineral<br>products | Basic<br>metal<br>products | Fabricated<br>metal<br>products,<br>except<br>machinery<br>and furniture | Electronic<br>components,<br>computer,<br>visual,<br>sounding and<br>communication<br>equipment | Medical,<br>precision<br>and optical<br>instruments,<br>watches and<br>clocks | Electrical<br>equipment | Other<br>machinery<br>and<br>equipment | Motor<br>vehicles,<br>trailers and<br>semitrailers | Other<br>transport<br>equipment | Furniture | Other<br>manufact-<br>uring |                      |
| 313.2  | 673.5                      | 532.0  | 2,731.5   | 258.2   | 490.8                   | 1,014.8                                | 1,035.5  | 193.3                           | 48.3      | 54.3                        | Weight <sup>2)</sup> |
| Original index                               |                            |  |   |   |                         |  |  |                                 |           |                             |                      |
| 99.3   | 100.9                      | 110.0  | 87.3  | 101.5   | 97.5                    | 100.0                                  | 103.8  | 125.0                           | 85.9      | 90.7                        | 2018                 |
| 98.6   | 100.8                      | 104.4  | 92.7  | 100.7   | 97.9                    | 98.8                                   | 99.3   | 109.3                           | 93.6      | 92.6                        | 2019                 |
| 100.0  | 100.0                      | 100.0  | 100.0   | 100.0   | 100.0                   | 100.0                                  | 100.0  | 100.0                           | 100.0     | 100.0                       | 2020                 |
| 96.5   | 99.4                       | 89.9   | 112.0   | 98.3  | 99.0                    | 100.9                                  | 105.5  | 96.3                            | 97.4      | 101.8                       | 2021                 |
| 94.4   | 99.6                       | 82.6   | 115.3   | 99.4  | 100.3                   | 96.8                                   | 107.4  | 94.7                            | 88.8      | 98.5                        | 2022                 |
| 90.3   | 99.6                       | 82.2   | 117.5   | 99.3  | 99.5                    | 97.5                                   | 110.4  | 97.2                            | 87.0      | 84.6                        | 2023                 |
| 91.7   | 99.3                       | 82.5   | 124.0   | 102.2   | 94.9                    | 95.1                                   | 108.7  | 100.0                           | 85.0      | 81.5                        | 2024                 |
| 93.5   | 99.6                       | 83.7   | 114.7   | 100.6   | 102.3                   | 98.4                                   | 106.1  | 94.6                            | 93.6      | 104.1                       | 3. 2022              |
| 92.8   | 99.5                       | 82.2   | 114.7   | 100.2   | 102.5                   | 97.5                                   | 106.0  | 95.3                            | 89.9      | 103.3                       | 4                    |
| 91.4   | 99.5                       | 81.9   | 116.7   | 99.5  | 102.5                   | 96.7                                   | 106.2  | 94.9                            | 90.0      | 102.7                       | 5                    |
| 92.4   | 99.5                       | 81.8   | 117.9   | 99.6  | 102.2                   | 96.7                                   | 106.7  | 95.0                            | 87.8      | 100.9                       | 6                    |
| 102.4  | 99.6                       | 82.1   | 116.9   | 99.2  | 102.1                   | 95.7                                   | 107.0  | 94.7                            | 89.5      | 94.9                        | 7                    |
| 96.0   | 99.6                       | 82.0   | 116.9   | 99.4  | 99.5                    | 95.3                                   | 106.9  | 93.9                            | 87.0      | 93.9                        | 8                    |
| 94.8   | 99.6                       | 81.9   | 117.4   | 99.4  | 99.2                    | 95.9                                   | 107.3  | 93.8                            | 88.1      | 94.0                        | 9                    |
| 97.0   | 99.8                       | 82.0   | 115.4   | 99.2  | 98.7                    | 95.6                                   | 109.0  | 93.6                            | 86.2      | 93.0                        | 10                   |
| 91.4   | 99.7                       | 81.9   | 114.2   | 99.3  | 96.0                    | 96.2                                   | 111.2  | 94.8                            | 86.3      | 93.7                        | 11                   |
| 92.3   | 99.7                       | 82.2   | 112.3   | 99.3  | 96.3                    | 96.4                                   | 110.8  | 96.0                            | 85.7      | 92.2                        | 12                   |
| 96.4   | 99.7                       | 83.2   | 113.2   | 101.2   | 99.6                    | 96.0                                   | 110.3  | 95.1                            | 87.4      | 91.3                        | 1. 2023              |
| 91.8   | 99.7                       | 82.5   | 113.0   | 100.9   | 101.6                   | 95.6                                   | 110.5  | 96.8                            | 87.4      | 91.9                        | 2                    |
| 91.0   | 99.7                       | 82.6   | 113.4   | 100.9   | 102.2                   | 96.5                                   | 110.5  | 97.1                            | 87.6      | 91.5                        | 3                    |
| 89.2   | 99.7                       | 81.8   | 113.2   | 101.2   | 102.2                   | 96.8                                   | 110.5  | 96.1                            | 87.2      | 83.5                        | 4                    |
| 89.5   | 99.7                       | 82.1   | 114.8   | 99.1  | 102.2                   | 97.3                                   | 110.6  | 96.0                            | 87.1      | 83.6                        | 5                    |
| 89.3   | 99.7                       | 82.0   | 116.3   | 98.7  | 100.8                   | 97.6                                   | 111.0  | 97.6                            | 87.3      | 83.7                        | 6                    |
| 89.9   | 99.6                       | 81.8   | 116.4   | 98.6  | 100.0                   | 97.6                                   | 109.7  | 96.7                            | 86.8      | 83.4                        | 7                    |
| 90.1   | 99.6                       | 81.5   | 116.5   | 98.1  | 98.3                    | 97.9                                   | 109.7  | 96.5                            | 86.9      | 83.2                        | 8                    |
| 88.7   | 99.5                       | 81.5   | 122.6   | 98.5  | 97.4                    | 98.3                                   | 109.7  | 97.8                            | 86.5      | 83.5                        | 9                    |
| 90.5   | 99.5                       | 81.9   | 121.8   | 98.4  | 98.1                    | 98.4                                   | 110.3  | 97.7                            | 86.8      | 83.3                        | 10                   |
| 89.1   | 99.5                       | 82.8   | 121.6   | 98.4  | 96.4                    | 98.4                                   | 111.0  | 100.3                           | 86.9      | 83.3                        | 11                   |
| 88.0   | 99.5                       | 82.7   | 126.7   | 97.3  | 95.3                    | 99.5                                   | 111.0  | 99.0                            | 86.6      | 83.3                        | 12                   |
| 88.4   | 99.4                       | 81.5   | 122.5   | 100.4   | 97.5                    | 96.1                                   | 108.6  | 100.0                           | 86.1      | 82.9                        | 1. 2024              |
| 87.9   | 99.4                       | 81.8   | 122.6   | 100.4   | 95.3                    | 95.6                                   | 108.7  | 97.5                            | 85.7      | 82.6                        | 2                    |
| 88.4   | 99.4                       | 82.0   | 123.7   | 100.6   | 93.3                    | 96.0                                   | 109.0  | 98.8                            | 85.3      | 82.5                        | 3                    |
| 89.0   | 99.3                       | 82.1   | 122.2   | 103.7   | 94.4                    | 94.7                                   | 108.5  | 100.1                           | 85.1      | 81.6                        | 4                    |
| 96.4   | 99.3                       | 81.9   | 121.9   | 103.6   | 94.0                    | 95.0                                   | 108.7  | 100.0                           | 85.1      | 81.6                        | 5                    |
| 94.1   | 99.3                       | 81.9   | 122.1   | 102.7   | 92.6                    | 94.8                                   | 108.7  | 100.7                           | 85.2      | 81.4                        | 6                    |
| 94.0   | 99.3                       | 82.3   | 121.4   | 102.0   | 93.8                    | 94.9                                   | 108.7  | 101.7                           | 84.7      | 81.1                        | 7                    |
| 93.0   | 99.3                       | 82.7   | 121.3   | 101.7   | 96.3                    | 94.8                                   | 108.7  | 101.5                           | 84.7      | 81.1                        | 8                    |
| 92.1   | 99.3                       | 82.6   | 121.6   | 101.8   | 95.2                    | 94.8                                   | 108.4  | 99.5                            | 84.5      | 81.1                        | 9                    |
| 92.2   | 99.3                       | 83.1   | 128.2   | 103.0   | 96.2                    | 94.9                                   | 108.8  | 99.6                            | 84.4      | 80.8                        | 10                   |
| 92.9   | 99.2                       | 83.7   | 127.2   | 103.0   | 94.9                    | 95.3                                   | 108.8  | 100.6                           | 84.4      | 80.4                        | 11                   |
| 92.5   | 99.2                       | 83.9   | 132.7   | 103.3   | 94.8                    | 93.8                                   | 108.9  | 100.3                           | 84.3      | 80.7                        | 12                   |

Note: 1) Recent two month and 2024 figures are preliminary.

2) Weights are applied only to the indices for 2024. In other words, weights can't be applied to the indices prior.

Source: Statistics Korea.

13. 품목별 광공업 생산 · 출하 · 재고량 <sup>1)2)</sup>

|         | 모래             |            |           | 자갈                  |            |           | 천일염        |           |           |
|---------|----------------|------------|-----------|---------------------|------------|-----------|------------|-----------|-----------|
|         | Sand           |            |           | Gravel              |            |           | Salt       |           |           |
|         | 생 산            | 출 하        | 재 고       | 생 산                 | 출 하        | 재 고       | 생 산        | 출 하       | 재 고       |
|         | Production     | Shipment   | Inventory | Production          | Shipment   | Inventory | Production | Shipment  | Inventory |
|         | m <sup>3</sup> |            |           | 1000m <sup>3</sup>  |            |           | M/T        |           |           |
| 2022    | 16,976,677     | 16,871,272 | 8,035     | 23,146              | 23,146     | 0         | 260,616    | 198,468   | 340,784   |
| 2023    | 16,046,899     | 16,054,819 | 0         | 65,943              | 65,943     | 0         | 242,050    | 256,959   | 325,875   |
| 2024    | 16,259,367     | 16,259,397 | 0         | 68,298              | 68,298     | 0         | 208,197    | 187,534   | 240,938   |
| 2023. 9 | 1,306,354      | 1,306,354  | 0         | 7,443               | 7,443      | 0         | 35,583     | 29,055    | 352,552   |
| 10      | 1,420,590      | 1,420,108  | 333       | 7,078               | 7,078      | 0         | 18,028     | 25,555    | 345,025   |
| 11      | 1,647,851      | 1,648,214  | 0         | 6,716               | 6,716      | 0         | 0          | 14,548    | 330,477   |
| 12      | 1,668,770      | 1,668,774  | 0         | 14,729              | 14,729     | 0         | 0          | 4,602     | 325,875   |
| 2024. 1 | 1,750,854      | 1,750,861  | 0         | 5,411               | 5,411      | 0         | 0          | 2,480     | 314,595   |
| 2       | 1,186,616      | 1,186,620  | 0         | 5,607               | 5,607      | 0         | 0          | 2,468     | 303,327   |
| 3       | 1,399,303      | 1,399,303  | 0         | 4,967               | 4,967      | 0         | 80         | 3,802     | 290,805   |
| 4       | 1,585,124      | 1,585,129  | 0         | 7,043               | 7,043      | 0         | 15,090     | 3,709     | 293,386   |
| 5       | 1,550,257      | 1,550,262  | 0         | 7,414               | 7,414      | 0         | 45,460     | 12,154    | 317,892   |
| 6       | 1,458,747      | 1,458,752  | 0         | 6,713               | 6,713      | 0         | 48,642     | 23,191    | 334,543   |
| 7       | 1,409,833      | 1,409,837  | 0         | 10,579              | 10,579     | 0         | 14,581     | 21,511    | 318,813   |
| 8       | 1,141,158      | 1,141,158  | 0         | 7,031               | 7,031      | 0         | 42,616     | 18,872    | 333,757   |
| 9       | 1,198,620      | 1,198,620  | 0         | 6,379               | 6,379      | 0         | 34,669     | 18,715    | 340,911   |
| 10      | 1,225,303      | 1,225,303  | 0         | 2,426               | 2,426      | 0         | 7,059      | 32,914    | 306,256   |
| 11      | 1,175,001      | 1,175,001  | 0         | 2,395               | 2,395      | 0         | 0          | 31,401    | 266,055   |
| 12      | 1,178,551      | 1,178,551  | 0         | 2,333               | 2,333      | 0         | 0          | 16,317    | 240,938   |
|         | 등유             |            |           | 경유                  |            |           | 중유         |           |           |
|         | Kerosene       |            |           | Distillate fuel oil |            |           | Fuel oil   |           |           |
|         | 생 산            | 출 하        | 재 고       | 생 산                 | 출 하        | 재 고       | 생 산        | 출 하       | 재 고       |
|         | Production     | Shipment   | Inventory | Production          | Shipment   | Inventory | Production | Shipment  | Inventory |
|         | kl             |            |           | kl                  |            |           | kl         |           |           |
| 2022    | 3,952,224      | 3,992,589  | 125,234   | 58,592,888          | 59,784,293 | 1,074,252 | 1,364,256  | 1,338,312 | 46,280    |
| 2023    | 4,942,991      | 5,304,269  | 185,050   | 58,752,480          | 59,474,788 | 1,137,189 | 1,745,138  | 1,670,115 | 52,195    |
| 2024    | 5,041,640      | 5,623,131  | 182,126   | 58,051,110          | 59,377,597 | 922,699   | 1,832,948  | 1,813,928 | 42,260    |
| 2023. 9 | 325,581        | 392,643    | 140,700   | 4,818,196           | 4,682,075  | 1,243,623 | 134,593    | 138,372   | 46,718    |
| 10      | 496,249        | 427,300    | 134,575   | 4,990,838           | 5,052,129  | 1,224,585 | 176,305    | 149,796   | 58,404    |
| 11      | 476,327        | 451,844    | 137,108   | 4,999,996           | 5,280,520  | 990,694   | 130,441    | 138,546   | 45,836    |
| 12      | 729,840        | 733,572    | 185,050   | 5,001,089           | 4,935,232  | 1,137,189 | 132,038    | 126,189   | 52,195    |
| 2024. 1 | 684,831        | 782,536    | 125,216   | 5,121,235           | 5,110,285  | 1,212,060 | 147,463    | 147,642   | 38,687    |
| 2       | 580,077        | 580,235    | 173,278   | 4,657,286           | 4,527,468  | 1,401,201 | 123,631    | 99,547    | 58,659    |
| 3       | 333,129        | 431,912    | 129,508   | 4,873,045           | 5,265,553  | 1,106,845 | 159,232    | 162,025   | 60,719    |
| 4       | 269,141        | 323,814    | 130,578   | 4,780,550           | 4,906,969  | 1,094,896 | 161,487    | 155,748   | 53,297    |
| 5       | 248,673        | 312,601    | 124,659   | 5,078,626           | 5,115,410  | 1,167,793 | 141,974    | 132,362   | 55,490    |
| 6       | 232,617        | 301,117    | 120,500   | 4,732,163           | 4,910,464  | 1,078,395 | 187,732    | 194,799   | 47,842    |
| 7       | 295,115        | 328,511    | 147,909   | 4,857,939           | 4,707,448  | 1,326,933 | 150,044    | 158,780   | 40,808    |
| 8       | 338,309        | 313,284    | 208,722   | 5,180,824           | 5,279,983  | 1,322,063 | 130,904    | 129,174   | 43,803    |
| 9       | 297,143        | 362,809    | 176,270   | 4,798,999           | 4,898,521  | 1,301,062 | 154,217    | 157,395   | 38,134    |
| 10      | 473,892        | 527,868    | 168,478   | 4,583,034           | 4,888,066  | 1,097,774 | 156,705    | 156,112   | 42,061    |
| 11      | 586,347        | 615,723    | 173,638   | 4,675,840           | 4,684,454  | 1,185,588 | 140,312    | 147,161   | 35,371    |
| 12      | 702,366        | 742,721    | 182,126   | 4,711,569           | 5,082,976  | 922,699   | 179,247    | 173,183   | 42,260    |

주: 1) 최근 2개월과 2024년 수치는 잠정치임

2) 재고는 기(연, 월)말 기준임

자료: 통계청 경제동향통계심의관 산업동향과



13. Volume of Production, Shipment, Inventory <sup>1)2)</sup>

| 규석                    |            |           | 휘발유        |            |           | 제트유          |            |           |                      |   |
|-----------------------|------------|-----------|------------|------------|-----------|--------------|------------|-----------|----------------------|---|
| Quartzite             |            |           | Gasoline   |            |           | Jet fuel oil |            |           |                      |   |
| 생 산                   | 출 하        | 재 고       | 생 산        | 출 하        | 재 고       | 생 산          | 출 하        | 재 고       |                      |   |
| Production            | Shipment   | Inventory | Production | Shipment   | Inventory | Production   | Shipment   | Inventory |                      |   |
| M/T                   |            |           | ㎏          |            |           | ㎏            |            |           |                      |   |
| 831,128               | 821,473    | 17,673    | 29,344,270 | 29,483,538 | 386,809   | 21,024,320   | 21,144,681 | 486,693   | 2022<br>2023<br>2024 |   |
| 1,066,389             | 1,060,542  | 12,588    | 30,323,836 | 29,973,440 | 493,301   | 22,443,128   | 22,740,157 | 529,745   |                      |   |
| 956,505               | 942,266    | 18,119    | 32,688,728 | 32,735,995 | 516,061   | 24,003,563   | 25,439,749 | 503,081   |                      |   |
| 71,796                | 73,304     | 11,837    | 2,561,616  | 2,501,707  | 490,337   | 1,844,730    | 1,906,283  | 517,323   | 9. 2023              |   |
| 86,094                | 85,262     | 12,669    | 3,230,360  | 3,227,849  | 493,284   | 1,898,175    | 1,895,823  | 557,482   | 10                   |   |
| 92,465                | 93,624     | 11,510    | 2,786,186  | 2,752,264  | 528,093   | 1,878,538    | 1,886,763  | 586,749   | 11                   |   |
| 93,463                | 92,385     | 12,588    | 2,787,759  | 2,823,348  | 493,301   | 1,842,150    | 1,968,936  | 529,745   | 12                   |   |
| 88,679                | 86,216     | 15,051    | 2,877,834  | 2,860,473  | 511,287   | 1,811,781    | 1,987,924  | 566,478   | 1. 2024              |   |
| 75,132                | 73,173     | 17,010    | 2,521,164  | 2,622,163  | 411,087   | 1,781,523    | 1,925,847  | 604,887   |                      | 2 |
| 94,622                | 96,797     | 14,835    | 2,749,319  | 2,734,732  | 426,443   | 1,960,252    | 2,177,542  | 586,393   |                      | 3 |
| 72,813                | 71,257     | 16,391    | 2,791,347  | 2,750,055  | 468,785   | 1,940,155    | 2,308,981  | 433,617   | 4                    |   |
| 70,753                | 70,335     | 16,809    | 2,831,419  | 2,797,518  | 517,470   | 2,168,546    | 2,196,635  | 497,168   | 5                    |   |
| 84,252                | 84,526     | 8,521     | 2,621,941  | 2,729,550  | 457,767   | 1,871,103    | 1,978,629  | 550,041   | 6                    |   |
| 80,810                | 75,339     | 13,992    | 2,648,971  | 2,651,364  | 456,547   | 2,171,107    | 2,092,049  | 672,604   | 7                    |   |
| 78,797                | 77,971     | 14,818    | 2,768,920  | 2,658,169  | 568,192   | 2,392,485    | 2,522,363  | 604,672   | 8                    |   |
| 74,359                | 73,640     | 14,843    | 2,736,654  | 2,746,823  | 558,637   | 2,097,358    | 2,159,094  | 604,732   | 9                    |   |
| 82,983                | 82,010     | 15,816    | 2,816,949  | 2,900,769  | 475,480   | 2,051,996    | 2,070,121  | 637,979   | 10                   |   |
| 78,256                | 76,668     | 17,404    | 2,480,042  | 2,406,471  | 549,639   | 1,919,235    | 2,088,535  | 533,198   | 11                   |   |
| 75,049                | 74,334     | 18,119    | 2,844,168  | 2,877,908  | 516,061   | 1,838,022    | 1,932,029  | 503,081   | 12                   |   |
| 병커C유                  |            |           | 나프타        |            |           | 솔벤트          |            |           |                      |   |
| Residual bunker c oil |            |           | Naphtha    |            |           | Solvent      |            |           |                      |   |
| 생 산                   | 출 하        | 재 고       | 생 산        | 출 하        | 재 고       | 생 산          | 출 하        | 재 고       |                      |   |
| Production            | Shipment   | Inventory | Production | Shipment   | Inventory | Production   | Shipment   | Inventory |                      |   |
| ㎏                     |            |           | ㎏          |            |           | ㎏            |            |           |                      |   |
| 18,725,024            | 13,744,837 | 495,726   | 55,320,887 | 25,287,128 | 377,413   | 770,093      | 658,403    | 47,853    | 2022<br>2023<br>2024 |   |
| 15,406,604            | 11,106,935 | 440,307   | 52,425,354 | 29,262,665 | 437,514   | 767,339      | 660,523    | 47,735    |                      |   |
| 15,908,442            | 12,652,322 | 422,111   | 52,427,596 | 30,852,459 | 388,451   | 723,058      | 627,862    | 47,831    |                      |   |
| 1,187,972             | 888,238    | 490,389   | 4,129,418  | 2,234,896  | 386,448   | 64,630       | 50,573     | 51,253    | 9. 2023              |   |
| 1,378,615             | 894,325    | 489,246   | 4,785,626  | 2,608,881  | 503,258   | 56,568       | 52,342     | 48,066    | 10                   |   |
| 1,324,367             | 883,941    | 483,488   | 4,649,377  | 2,701,928  | 445,683   | 54,355       | 58,409     | 41,579    | 11                   |   |
| 1,467,615             | 976,203    | 440,307   | 4,710,796  | 2,778,435  | 437,514   | 69,221       | 50,395     | 47,735    | 12                   |   |
| 1,485,639             | 1,049,994  | 414,788   | 4,507,306  | 2,647,907  | 472,399   | 78,175       | 63,278     | 52,699    | 1. 2024              |   |
| 1,368,825             | 990,534    | 412,673   | 4,476,525  | 2,498,967  | 533,045   | 63,024       | 62,417     | 46,443    |                      | 2 |
| 1,267,196             | 1,058,166  | 456,578   | 4,197,381  | 2,661,263  | 544,894   | 68,768       | 61,158     | 45,759    |                      | 3 |
| 1,157,917             | 1,028,521  | 393,675   | 4,557,657  | 2,710,884  | 411,427   | 63,038       | 57,262     | 44,553    | 4                    |   |
| 1,198,125             | 1,105,597  | 430,384   | 4,407,458  | 2,683,887  | 390,790   | 38,059       | 42,333     | 38,536    | 5                    |   |
| 1,141,007             | 935,065    | 499,324   | 4,095,844  | 2,274,484  | 395,936   | 32,125       | 29,659     | 36,318    | 6                    |   |
| 1,383,763             | 1,047,192  | 558,976   | 4,489,279  | 2,532,339  | 431,575   | 70,747       | 59,381     | 42,001    | 7                    |   |
| 1,407,137             | 1,131,134  | 491,336   | 4,712,396  | 2,743,551  | 379,723   | 65,154       | 58,139     | 42,166    | 8                    |   |
| 1,299,292             | 996,879    | 404,312   | 4,432,566  | 2,491,637  | 330,945   | 64,569       | 53,237     | 42,439    | 9                    |   |
| 1,273,304             | 1,055,785  | 400,924   | 4,450,334  | 2,702,263  | 376,616   | 54,923       | 45,985     | 41,801    | 10                   |   |
| 1,409,763             | 1,123,435  | 438,170   | 4,084,898  | 2,542,278  | 338,201   | 57,929       | 48,421     | 44,553    | 11                   |   |
| 1,516,474             | 1,130,020  | 422,111   | 4,015,952  | 2,362,999  | 388,451   | 66,547       | 46,592     | 47,831    | 12                   |   |

Note: 1) Recent two month and 2024 figures are preliminary.

2) Inventory is calculated at the end of a given period (month or year).

Source: Statistics Korea.

13. 품목별 광공업 생산 · 출하 · 재고량(계속) <sup>1)2)</sup>

|         | 프로판가스       |           |           | 부탄가스       |           |           | 윤활유             |           |           |
|---------|-------------|-----------|-----------|------------|-----------|-----------|-----------------|-----------|-----------|
|         | Propane gas |           |           | Butane gas |           |           | Lubricating oil |           |           |
|         | 생 산         | 출 하       | 재 고       | 생 산        | 출 하       | 재 고       | 생 산             | 출 하       | 재 고       |
|         | Production  | Shipment  | Inventory | Production | Shipment  | Inventory | Production      | Shipment  | Inventory |
|         | ㎏           |           |           | ㎏          |           |           | ㎏               |           |           |
| 2022    | 2,303,767   | 2,118,764 | 41,188    | 2,970,862  | 3,506,213 | 101,850   | 1,508,392       | 1,555,066 | 92,988    |
| 2023    | 2,481,605   | 1,990,829 | 75,679    | 3,092,148  | 3,213,225 | 103,743   | 1,455,065       | 1,491,567 | 88,357    |
| 2024    | 2,746,480   | 2,330,696 | 51,317    | 3,145,178  | 3,251,297 | 79,607    | 1,495,295       | 1,519,490 | 101,786   |
| 2023. 9 | 217,669     | 156,114   | 78,791    | 252,243    | 275,916   | 54,321    | 113,197         | 123,082   | 77,249    |
| 10      | 217,606     | 177,977   | 68,329    | 244,887    | 260,352   | 57,674    | 121,947         | 123,258   | 86,041    |
| 11      | 224,989     | 193,963   | 60,454    | 244,028    | 249,652   | 103,822   | 134,578         | 130,478   | 90,450    |
| 12      | 220,507     | 212,110   | 75,679    | 257,967    | 271,358   | 103,743   | 107,004         | 113,270   | 88,357    |
| 2024. 1 | 224,553     | 230,660   | 49,530    | 233,287    | 245,183   | 85,173    | 126,003         | 128,040   | 89,032    |
| 2       | 226,292     | 218,432   | 75,284    | 239,459    | 251,845   | 80,934    | 120,818         | 121,411   | 93,445    |
| 3       | 236,029     | 213,141   | 61,602    | 238,039    | 261,826   | 75,666    | 131,124         | 132,784   | 93,873    |
| 4       | 247,188     | 199,047   | 71,794    | 281,577    | 281,166   | 68,389    | 142,841         | 144,166   | 96,702    |
| 5       | 254,919     | 200,519   | 61,834    | 311,827    | 308,330   | 87,515    | 134,665         | 133,441   | 100,263   |
| 6       | 224,652     | 179,022   | 66,216    | 278,664    | 266,077   | 96,893    | 111,617         | 117,349   | 96,678    |
| 7       | 227,452     | 180,695   | 67,966    | 299,450    | 313,222   | 89,345    | 122,679         | 124,008   | 99,152    |
| 8       | 227,188     | 151,421   | 78,972    | 305,825    | 311,866   | 79,703    | 116,868         | 122,581   | 98,701    |
| 9       | 210,622     | 165,942   | 81,873    | 264,586    | 287,117   | 62,817    | 116,474         | 118,016   | 99,095    |
| 10      | 212,622     | 180,607   | 55,477    | 240,128    | 260,059   | 64,720    | 134,805         | 137,649   | 98,101    |
| 11      | 227,998     | 197,608   | 31,809    | 221,788    | 231,828   | 78,386    | 125,961         | 128,885   | 98,862    |
| 12      | 226,965     | 213,602   | 51,317    | 230,548    | 232,778   | 79,607    | 111,440         | 111,160   | 101,786   |
|         | 부타디엔        |           |           | 벤젠         |           |           | 톨루엔             |           |           |
|         | Butadiene   |           |           | Benzene    |           |           | Toluene         |           |           |
|         | 생 산         | 출 하       | 재 고       | 생 산        | 출 하       | 재 고       | 생 산             | 출 하       | 재 고       |
|         | Production  | Shipment  | Inventory | Production | Shipment  | Inventory | Production      | Shipment  | Inventory |
|         | M/T         |           |           | M/T        |           |           | M/T             |           |           |
| 2022    | 1,286,625   | 983,669   | 70,652    | 6,008,514  | 4,204,006 | 154,870   | 2,926,090       | 1,157,630 | 99,312    |
| 2023    | 1,145,873   | 992,268   | 81,296    | 5,570,339  | 4,273,241 | 163,494   | 3,745,238       | 1,518,656 | 89,060    |
| 2024    | 1,293,362   | 1,150,810 | 67,870    | 5,992,016  | 4,647,034 | 154,400   | 3,743,430       | 1,347,285 | 50,713    |
| 2023. 9 | 102,314     | 93,600    | 56,907    | 439,361    | 344,179   | 136,004   | 352,012         | 138,866   | 79,900    |
| 10      | 93,802      | 85,204    | 71,434    | 471,255    | 341,267   | 171,627   | 388,985         | 158,923   | 84,453    |
| 11      | 86,815      | 73,269    | 70,595    | 457,293    | 362,388   | 160,784   | 334,577         | 132,619   | 77,912    |
| 12      | 106,612     | 98,913    | 81,296    | 525,990    | 401,751   | 163,494   | 341,914         | 97,637    | 89,060    |
| 2024. 1 | 109,563     | 96,865    | 70,702    | 515,030    | 368,017   | 181,881   | 363,657         | 128,437   | 82,785    |
| 2       | 100,754     | 92,462    | 67,925    | 482,216    | 390,923   | 163,334   | 342,556         | 118,755   | 75,816    |
| 3       | 105,410     | 95,391    | 72,746    | 482,657    | 417,486   | 118,618   | 349,937         | 144,497   | 75,675    |
| 4       | 110,289     | 103,411   | 76,551    | 473,705    | 334,786   | 152,377   | 333,344         | 137,993   | 76,689    |
| 5       | 104,081     | 96,653    | 84,617    | 436,719    | 358,798   | 125,862   | 371,513         | 146,437   | 67,669    |
| 6       | 104,704     | 98,613    | 64,542    | 460,057    | 349,615   | 124,904   | 317,808         | 116,734   | 54,535    |
| 7       | 109,004     | 92,947    | 71,612    | 507,102    | 352,780   | 158,754   | 293,039         | 98,361    | 54,269    |
| 8       | 120,808     | 99,281    | 72,293    | 541,471    | 445,352   | 141,584   | 303,719         | 101,317   | 70,186    |
| 9       | 103,627     | 90,417    | 69,228    | 527,138    | 414,680   | 143,419   | 292,209         | 89,882    | 78,833    |
| 10      | 108,199     | 87,379    | 80,115    | 542,737    | 430,729   | 150,039   | 288,284         | 92,016    | 62,650    |
| 11      | 102,354     | 88,386    | 77,469    | 494,750    | 369,130   | 166,246   | 240,359         | 86,547    | 55,514    |
| 12      | 114,569     | 109,005   | 67,870    | 528,434    | 414,738   | 154,400   | 247,005         | 86,309    | 50,713    |



13. Volume of Production, Shipment, Inventory (Cont'd) <sup>1)2)</sup>

| 아스팔트       |           |           | 에틸렌        |           |           | 프로필렌       |           |           |         |
|------------|-----------|-----------|------------|-----------|-----------|------------|-----------|-----------|---------|
| Asphalt    |           |           | Ethylene   |           |           | Propylene  |           |           |         |
| 생 산        | 출 하       | 재 고       | 생 산        | 출 하       | 재 고       | 생 산        | 출 하       | 재 고       |         |
| Production | Shipment  | Inventory | Production | Shipment  | Inventory | Production | Shipment  | Inventory |         |
| kℓ         |           |           | M/T        |           |           | M/T        |           |           |         |
| 3,740,900  | 3,811,691 | 135,373   | 9,667,267  | 4,316,939 | 70,700    | 8,362,462  | 5,152,091 | 74,637    | 2022    |
| 3,671,012  | 3,702,079 | 149,459   | 9,255,661  | 4,146,769 | 79,693    | 8,028,027  | 4,664,460 | 90,921    | 2023    |
| 3,206,275  | 3,213,213 | 137,513   | 9,956,878  | 4,161,132 | 71,540    | 8,669,497  | 5,124,497 | 87,426    | 2024    |
| 312,922    | 326,134   | 101,626   | 786,601    | 348,410   | 73,758    | 683,559    | 372,078   | 84,760    | 9. 2023 |
| 288,702    | 274,327   | 125,116   | 783,893    | 369,895   | 68,512    | 697,451    | 416,176   | 88,315    | 10      |
| 298,719    | 315,602   | 124,964   | 737,926    | 281,243   | 85,906    | 658,789    | 343,634   | 90,009    | 11      |
| 285,120    | 272,810   | 149,459   | 788,857    | 355,588   | 79,693    | 644,115    | 346,477   | 90,921    | 12      |
| 250,329    | 263,746   | 136,193   | 836,239    | 356,863   | 59,254    | 682,615    | 396,492   | 86,935    | 1. 2024 |
| 251,229    | 255,359   | 132,146   | 769,385    | 287,362   | 81,799    | 671,957    | 391,370   | 89,973    | 2       |
| 272,844    | 287,432   | 122,178   | 851,104    | 341,009   | 73,214    | 763,015    | 464,449   | 89,647    | 3       |
| 325,634    | 325,880   | 136,234   | 840,348    | 341,249   | 71,947    | 752,557    | 423,052   | 87,537    | 4       |
| 319,116    | 308,064   | 147,993   | 861,120    | 330,533   | 86,495    | 767,853    | 440,922   | 88,468    | 5       |
| 289,854    | 281,035   | 157,522   | 816,238    | 333,145   | 84,294    | 697,320    | 395,514   | 84,755    | 6       |
| 202,443    | 214,175   | 145,959   | 832,486    | 351,693   | 63,286    | 730,022    | 448,106   | 77,715    | 7       |
| 236,749    | 220,581   | 149,749   | 883,875    | 373,283   | 82,259    | 768,601    | 459,016   | 93,952    | 8       |
| 220,968    | 209,404   | 152,972   | 834,748    | 370,652   | 70,943    | 708,368    | 416,919   | 93,971    | 9       |
| 218,532    | 249,580   | 122,933   | 798,634    | 352,669   | 76,188    | 723,246    | 437,004   | 89,165    | 10      |
| 303,625    | 287,710   | 139,823   | 772,466    | 339,382   | 72,785    | 704,150    | 407,729   | 102,979   | 11      |
| 314,952    | 310,247   | 137,513   | 860,235    | 383,292   | 71,540    | 699,793    | 443,924   | 87,426    | 12      |

| 파라자일렌       |           |           | 스티렌모노머          |           |           | 자일렌        |           |           |         |
|-------------|-----------|-----------|-----------------|-----------|-----------|------------|-----------|-----------|---------|
| Para Xylene |           |           | Styrene monomer |           |           | Xylene     |           |           |         |
| 생 산         | 출 하       | 재 고       | 생 산             | 출 하       | 재 고       | 생 산        | 출 하       | 재 고       |         |
| Production  | Shipment  | Inventory | Production      | Shipment  | Inventory | Production | Shipment  | Inventory |         |
| M/T         |           |           | M/T             |           |           | M/T        |           |           |         |
| 7,613,971   | 7,685,381 | 201,158   | 2,446,911       | 2,123,951 | 68,441    | 2,551,435  | 1,834,235 | 101,862   | 2022    |
| 7,216,429   | 7,189,043 | 227,445   | 1,762,111       | 1,548,581 | 64,065    | 2,895,109  | 2,074,500 | 108,860   | 2023    |
| 7,161,451   | 7,254,941 | 133,093   | 1,904,634       | 1,891,990 | 63,687    | 3,312,570  | 2,489,185 | 76,949    | 2024    |
| 544,257     | 536,748   | 127,689   | 165,107         | 139,965   | 51,831    | 246,741    | 172,704   | 83,292    | 9. 2023 |
| 621,366     | 565,037   | 184,015   | 125,138         | 104,266   | 48,939    | 266,676    | 167,429   | 111,934   | 10      |
| 630,062     | 582,099   | 231,979   | 140,648         | 107,730   | 59,831    | 289,047    | 206,783   | 128,084   | 11      |
| 672,483     | 677,016   | 227,445   | 171,959         | 142,690   | 64,065    | 249,753    | 187,510   | 108,860   | 12      |
| 678,771     | 722,421   | 183,795   | 165,336         | 166,158   | 57,263    | 262,999    | 232,613   | 57,150    | 1. 2024 |
| 609,895     | 538,778   | 254,911   | 148,406         | 144,868   | 57,871    | 271,098    | 178,338   | 88,709    | 2       |
| 593,359     | 639,407   | 208,864   | 168,284         | 148,815   | 68,126    | 253,176    | 200,999   | 74,274    | 3       |
| 565,202     | 607,908   | 166,160   | 151,150         | 170,619   | 44,356    | 307,586    | 206,676   | 96,314    | 4       |
| 514,115     | 512,205   | 168,071   | 158,781         | 154,670   | 47,827    | 297,447    | 242,431   | 67,545    | 5       |
| 534,487     | 514,890   | 187,669   | 152,608         | 155,743   | 43,450    | 287,746    | 190,662   | 83,039    | 6       |
| 630,337     | 597,881   | 214,255   | 163,092         | 158,429   | 48,064    | 306,652    | 215,506   | 79,513    | 7       |
| 647,998     | 707,926   | 154,323   | 163,696         | 163,464   | 48,296    | 297,811    | 225,107   | 78,786    | 8       |
| 613,832     | 584,318   | 183,838   | 158,548         | 165,723   | 44,369    | 272,053    | 194,650   | 90,032    | 9       |
| 620,123     | 630,100   | 173,862   | 164,713         | 151,768   | 57,314    | 281,566    | 229,888   | 104,142   | 10      |
| 582,453     | 555,433   | 205,886   | 150,427         | 153,404   | 59,348    | 238,476    | 191,239   | 90,307    | 11      |
| 570,879     | 643,674   | 133,093   | 159,593         | 158,329   | 63,687    | 235,960    | 181,076   | 76,949    | 12      |

13. 품목별 광공업 생산 · 출하 · 재고량(계속) <sup>1)2)</sup>

|         | PPG(폴리프로필렌글리콜)        |          |           | 무수프탈산              |           |           | 테레프탈산              |           |           |
|---------|-----------------------|----------|-----------|--------------------|-----------|-----------|--------------------|-----------|-----------|
|         | Poly propylene glycol |          |           | Phthalic anhydride |           |           | Tarephthalate acid |           |           |
|         | 생 산                   | 출 하      | 재 고       | 생 산                | 출 하       | 재 고       | 생 산                | 출 하       | 재 고       |
|         | Production            | Shipment | Inventory | Production         | Shipment  | Inventory | Production         | Shipment  | Inventory |
|         | M/T                   |          |           | M/T                |           |           | M/T                |           |           |
| 2022    | 689,770               | 663,393  | 38,616    | 286,984            | 215,151   | 9,109     | 4,206,393          | 4,191,610 | 96,386    |
| 2023    | 643,105               | 610,103  | 38,964    | 227,491            | 164,562   | 6,975     | 4,303,775          | 4,327,955 | 72,207    |
| 2024    | 750,696               | 658,336  | 41,195    | 214,339            | 166,136   | 2,458     | 4,211,355          | 4,193,734 | 89,830    |
| 2023. 9 | 58,218                | 53,164   | 37,872    | 18,573             | 14,429    | 5,615     | 359,915            | 355,388   | 75,346    |
| 10      | 47,790                | 47,885   | 39,611    | 16,512             | 12,405    | 5,118     | 366,163            | 349,940   | 91,569    |
| 11      | 51,678                | 52,652   | 36,913    | 19,997             | 14,129    | 5,714     | 324,192            | 348,827   | 66,934    |
| 12      | 50,178                | 46,046   | 38,964    | 19,665             | 14,238    | 6,975     | 381,766            | 376,493   | 72,207    |
| 2024. 1 | 52,865                | 53,215   | 37,983    | 18,604             | 13,894    | 6,001     | 380,743            | 385,844   | 67,106    |
| 2       | 65,815                | 53,722   | 39,789    | 19,611             | 14,011    | 6,898     | 343,570            | 329,278   | 81,398    |
| 3       | 69,750                | 51,934   | 40,175    | 21,072             | 14,037    | 7,778     | 370,750            | 386,554   | 65,594    |
| 4       | 70,090                | 59,112   | 40,200    | 17,024             | 13,264    | 5,780     | 370,106            | 366,315   | 69,384    |
| 5       | 70,596                | 58,101   | 38,515    | 17,002             | 12,608    | 5,349     | 377,679            | 351,508   | 95,556    |
| 6       | 69,642                | 51,524   | 39,727    | 19,220             | 13,373    | 5,899     | 365,229            | 362,687   | 98,098    |
| 7       | 68,554                | 48,813   | 37,987    | 19,232             | 11,973    | 7,683     | 366,559            | 371,545   | 93,113    |
| 8       | 54,551                | 54,147   | 38,590    | 17,488             | 12,824    | 8,281     | 363,541            | 369,516   | 87,138    |
| 9       | 54,289                | 57,308   | 42,552    | 18,130             | 12,813    | 8,814     | 341,308            | 334,949   | 93,497    |
| 10      | 58,582                | 62,998   | 41,198    | 11,834             | 12,137    | 4,582     | 334,605            | 325,909   | 102,193   |
| 11      | 59,144                | 54,303   | 41,705    | 17,250             | 18,669    | 2,610     | 244,443            | 254,155   | 92,483    |
| 12      | 56,818                | 53,159   | 41,195    | 17,872             | 16,533    | 2,458     | 352,822            | 355,474   | 89,830    |
|         | 과산화수소                 |          |           | 합성고무               |           |           | 폴리에틸렌              |           |           |
|         | Hydrogen peroxide     |          |           | Styrene rubber     |           |           | Polyethylene       |           |           |
|         | 생 산                   | 출 하      | 재 고       | 생 산                | 출 하       | 재 고       | 생 산                | 출 하       | 재 고       |
|         | Production            | Shipment | Inventory | Production         | Shipment  | Inventory | Production         | Shipment  | Inventory |
|         | M/T                   |          |           | M/T                |           |           | M/T                |           |           |
| 2022    | 550,283               | 553,661  | 16,991    | 1,452,443          | 1,489,129 | 100,956   | 5,514,696          | 5,471,582 | 407,908   |
| 2023    | 697,741               | 706,893  | 20,601    | 1,508,369          | 1,474,845 | 96,503    | 5,582,570          | 5,550,622 | 407,359   |
| 2024    | 704,852               | 710,005  | 22,141    | 1,619,800          | 1,565,237 | 114,844   | 5,426,085          | 5,404,182 | 387,476   |
| 2023. 9 | 58,445                | 58,645   | 20,724    | 134,725            | 116,946   | 105,452   | 468,124            | 466,689   | 366,926   |
| 10      | 52,399                | 57,615   | 17,120    | 120,765            | 133,805   | 90,364    | 466,452            | 430,750   | 400,271   |
| 11      | 56,494                | 54,143   | 20,999    | 122,246            | 122,615   | 88,264    | 448,114            | 468,680   | 384,143   |
| 12      | 58,270                | 59,792   | 20,601    | 133,212            | 123,222   | 96,503    | 502,782            | 467,357   | 407,359   |
| 2024. 1 | 62,948                | 63,351   | 20,736    | 141,086            | 132,590   | 103,467   | 498,744            | 500,461   | 403,359   |
| 2       | 55,021                | 54,847   | 21,266    | 114,754            | 118,969   | 98,560    | 404,116            | 412,242   | 390,720   |
| 3       | 58,571                | 59,825   | 20,537    | 120,310            | 121,490   | 96,686    | 468,503            | 453,521   | 406,066   |
| 4       | 60,513                | 57,903   | 23,569    | 136,423            | 131,353   | 99,820    | 463,571            | 456,437   | 408,896   |
| 5       | 53,131                | 57,861   | 22,753    | 125,493            | 93,238    | 126,589   | 477,113            | 459,017   | 426,839   |
| 6       | 59,047                | 59,081   | 21,555    | 136,289            | 140,843   | 93,363    | 447,926            | 453,918   | 415,531   |
| 7       | 61,543                | 60,868   | 20,786    | 147,272            | 136,934   | 111,876   | 448,729            | 453,316   | 405,442   |
| 8       | 58,686                | 58,973   | 20,812    | 129,280            | 131,798   | 108,038   | 466,001            | 456,619   | 410,254   |
| 9       | 62,490                | 61,863   | 21,784    | 146,068            | 134,770   | 118,126   | 426,809            | 415,346   | 418,324   |
| 10      | 59,676                | 63,000   | 18,883    | 116,537            | 141,428   | 92,343    | 436,898            | 457,022   | 393,039   |
| 11      | 57,693                | 57,184   | 19,642    | 136,288            | 129,411   | 98,245    | 420,630            | 434,434   | 374,415   |
| 12      | 55,533                | 55,249   | 22,141    | 170,000            | 152,413   | 114,844   | 467,045            | 451,849   | 387,476   |

13. Volume of Production, Shipment, Inventory (Cont'd) <sup>1)2)</sup>

| 가소제                 |          |           | 질소         |            |           | 가성소다             |           |           |                      |   |
|---------------------|----------|-----------|------------|------------|-----------|------------------|-----------|-----------|----------------------|---|
| Potassium hydroxide |          |           | Nitrogen   |            |           | Sodium hydroxide |           |           |                      |   |
| 생 산                 | 출 하      | 재 고       | 생 산        | 출 하        | 재 고       | 생 산              | 출 하       | 재 고       |                      |   |
| Production          | Shipment | Inventory | Production | Shipment   | Inventory | Production       | Shipment  | Inventory |                      |   |
| M/T                 |          |           | 1,000 m³   |            |           | M/T              |           |           |                      |   |
| 573,531             | 500,394  | 35,296    | 19,324,870 | 13,014,489 | 68,086    | 2,334,177        | 1,652,064 | 111,395   | 2022<br>2023<br>2024 |   |
| 613,781             | 546,082  | 24,530    | 20,115,620 | 13,549,902 | 76,890    | 2,029,494        | 1,355,365 | 67,633    |                      |   |
| 611,249             | 514,843  | 31,861    | 20,248,908 | 13,413,637 | 81,164    | 2,131,704        | 1,286,969 | 47,281    |                      |   |
| 53,210              | 47,333   | 27,087    | 1,656,215  | 1,106,633  | 78,425    | 172,893          | 118,793   | 99,447    | 9. 2023              |   |
| 44,417              | 44,176   | 22,760    | 1,678,454  | 1,128,843  | 76,998    | 155,537          | 96,395    | 91,176    | 10                   |   |
| 46,817              | 40,368   | 22,282    | 1,617,709  | 1,068,084  | 76,591    | 157,562          | 101,514   | 80,803    | 11                   |   |
| 50,833              | 42,155   | 24,530    | 1,726,255  | 1,147,679  | 76,890    | 165,553          | 113,096   | 67,633    | 12                   |   |
| 56,063              | 50,857   | 20,975    | 1,768,534  | 1,145,648  | 79,120    | 180,526          | 109,055   | 78,572    | 1. 2024              |   |
| 53,900              | 47,222   | 19,998    | 1,644,640  | 1,081,209  | 81,030    | 154,164          | 90,049    | 80,425    |                      | 2 |
| 60,394              | 49,670   | 22,633    | 1,702,769  | 1,125,290  | 84,255    | 167,042          | 126,082   | 52,852    |                      | 3 |
| 53,955              | 42,225   | 27,061    | 1,601,850  | 1,064,226  | 79,658    | 162,650          | 102,037   | 39,612    | 4                    |   |
| 49,932              | 44,025   | 25,856    | 1,685,683  | 1,136,020  | 75,779    | 200,739          | 66,975    | 98,999    | 5                    |   |
| 50,907              | 40,445   | 29,021    | 1,596,455  | 1,055,177  | 78,396    | 162,926          | 115,682   | 77,752    | 6                    |   |
| 53,301              | 37,033   | 38,294    | 1,703,852  | 1,120,869  | 80,098    | 170,114          | 120,444   | 53,833    | 7                    |   |
| 48,149              | 40,007   | 38,786    | 1,726,820  | 1,129,711  | 76,253    | 185,171          | 108,608   | 49,440    | 8                    |   |
| 50,564              | 40,372   | 42,101    | 1,680,281  | 1,105,139  | 76,855    | 175,985          | 105,006   | 52,055    | 9                    |   |
| 39,502              | 41,662   | 33,807    | 1,707,826  | 1,128,434  | 77,813    | 189,926          | 116,594   | 44,806    | 10                   |   |
| 46,475              | 42,491   | 30,495    | 1,625,886  | 1,097,367  | 70,784    | 179,953          | 90,475    | 60,782    | 11                   |   |
| 48,107              | 38,834   | 31,861    | 1,804,312  | 1,224,547  | 81,164    | 202,508          | 135,962   | 47,281    | 12                   |   |

| 폴리스티렌       |          |           | ABS수지                                 |           |           | 폴리프로필렌        |           |           |                      |   |
|-------------|----------|-----------|---------------------------------------|-----------|-----------|---------------|-----------|-----------|----------------------|---|
| Polystyrene |          |           | Acrylonitrile butadiene styrene resin |           |           | Polypropylene |           |           |                      |   |
| 생 산         | 출 하      | 재 고       | 생 산                                   | 출 하       | 재 고       | 생 산           | 출 하       | 재 고       |                      |   |
| Production  | Shipment | Inventory | Production                            | Shipment  | Inventory | Production    | Shipment  | Inventory |                      |   |
| M/T         |          |           | M/T                                   |           |           | M/T           |           |           |                      |   |
| 909,863     | 891,490  | 42,996    | 1,736,826                             | 1,720,688 | 118,425   | 4,937,853     | 4,921,068 | 308,241   | 2022<br>2023<br>2024 |   |
| 862,060     | 828,666  | 43,846    | 1,677,061                             | 1,673,542 | 91,424    | 4,775,619     | 4,836,877 | 272,637   |                      |   |
| 799,100     | 772,442  | 45,731    | 1,706,606                             | 1,654,200 | 91,954    | 4,999,807     | 4,983,877 | 272,762   |                      |   |
| 74,563      | 69,081   | 43,875    | 145,529                               | 141,161   | 80,711    | 433,381       | 422,393   | 276,126   | 9. 2023              |   |
| 72,534      | 64,529   | 49,504    | 149,629                               | 129,418   | 98,153    | 433,020       | 405,799   | 303,886   | 10                   |   |
| 47,837      | 55,409   | 39,658    | 123,089                               | 134,242   | 83,518    | 404,187       | 384,173   | 321,476   | 11                   |   |
| 66,043      | 59,453   | 43,846    | 129,546                               | 118,525   | 91,424    | 342,846       | 388,146   | 272,637   | 12                   |   |
| 71,570      | 72,413   | 47,728    | 142,991                               | 146,361   | 84,817    | 407,567       | 403,427   | 274,108   | 1. 2024              |   |
| 62,391      | 62,750   | 38,517    | 101,961                               | 100,202   | 83,751    | 403,532       | 411,387   | 265,427   |                      | 2 |
| 69,873      | 67,150   | 38,890    | 137,744                               | 135,651   | 82,245    | 458,624       | 434,730   | 288,233   |                      | 3 |
| 70,900      | 73,776   | 36,048    | 143,533                               | 143,863   | 78,487    | 455,794       | 444,624   | 298,214   | 4                    |   |
| 79,395      | 65,270   | 47,462    | 175,557                               | 150,919   | 99,824    | 447,857       | 438,792   | 306,354   | 5                    |   |
| 68,110      | 61,138   | 56,665    | 160,333                               | 153,696   | 102,312   | 431,484       | 424,243   | 314,398   | 6                    |   |
| 71,412      | 66,733   | 53,457    | 160,948                               | 160,405   | 89,678    | 406,412       | 406,321   | 311,457   | 7                    |   |
| 67,251      | 63,564   | 52,321    | 154,930                               | 146,656   | 92,118    | 396,413       | 391,541   | 313,550   | 8                    |   |
| 65,269      | 56,880   | 59,136    | 156,110                               | 131,910   | 111,907   | 391,425       | 386,691   | 316,836   | 9                    |   |
| 45,061      | 60,719   | 41,745    | 124,767                               | 138,093   | 95,618    | 418,096       | 433,288   | 301,085   | 10                   |   |
| 62,869      | 60,593   | 44,099    | 119,980                               | 123,217   | 89,715    | 380,427       | 409,873   | 269,783   | 11                   |   |
| 64,999      | 61,456   | 45,731    | 127,752                               | 123,227   | 91,954    | 402,176       | 398,960   | 272,762   | 12                   |   |

13. 품목별 광공업 생산 · 출하 · 재고량(계속) <sup>1)2)</sup>

|         | 에폭시수지                   |          |           | 불포화폴리에스터수지                  |          |           | 선형폴리에스터수지              |          |           |
|---------|-------------------------|----------|-----------|-----------------------------|----------|-----------|------------------------|----------|-----------|
|         | Epoxide resin           |          |           | Unsaturated polyester resin |          |           | Linear polyester resin |          |           |
|         | 생 산                     | 출 하      | 재 고       | 생 산                         | 출 하      | 재 고       | 생 산                    | 출 하      | 재 고       |
|         | Production              | Shipment | Inventory | Production                  | Shipment | Inventory | Production             | Shipment | Inventory |
|         | M/T                     |          |           | M/T                         |          |           | M/T                    |          |           |
| 2022    | 523,022                 | 299,845  | 38,237    | 144,741                     | 138,834  | 6,439     | 2,002,836              | 588,240  | 88,012    |
| 2023    | 517,285                 | 369,398  | 46,279    | 144,802                     | 137,270  | 4,992     | 1,789,100              | 493,370  | 98,809    |
| 2024    | 500,168                 | 440,344  | 49,681    | 141,965                     | 135,305  | 4,963     | 1,454,948              | 448,099  | 77,508    |
| 2023. 9 | 43,912                  | 34,730   | 47,937    | 11,853                      | 11,370   | 5,631     | 134,618                | 39,823   | 88,695    |
| 10      | 32,964                  | 31,190   | 41,449    | 11,314                      | 11,316   | 5,022     | 135,118                | 33,875   | 102,220   |
| 11      | 44,108                  | 35,158   | 43,095    | 12,752                      | 11,694   | 5,346     | 121,811                | 40,797   | 95,503    |
| 12      | 39,879                  | 31,795   | 46,279    | 11,137                      | 10,938   | 4,992     | 142,063                | 44,103   | 98,809    |
| 2024. 1 | 43,008                  | 37,007   | 46,455    | 12,853                      | 11,014   | 6,173     | 137,745                | 40,562   | 101,679   |
| 2       | 40,009                  | 34,822   | 46,870    | 11,719                      | 11,259   | 6,087     | 127,231                | 41,201   | 96,660    |
| 3       | 47,195                  | 36,848   | 50,359    | 11,320                      | 11,458   | 5,341     | 119,317                | 44,729   | 87,883    |
| 4       | 44,618                  | 38,179   | 50,248    | 11,947                      | 11,460   | 5,179     | 119,001                | 43,001   | 79,597    |
| 5       | 46,059                  | 41,159   | 50,424    | 12,235                      | 11,136   | 5,691     | 131,562                | 40,329   | 85,443    |
| 6       | 47,121                  | 39,927   | 52,141    | 11,218                      | 10,574   | 5,805     | 131,806                | 43,422   | 87,562    |
| 7       | 45,650                  | 40,083   | 53,875    | 12,171                      | 11,737   | 5,659     | 136,907                | 39,343   | 96,117    |
| 8       | 37,810                  | 38,239   | 52,894    | 10,356                      | 10,209   | 5,386     | 124,773                | 36,493   | 98,563    |
| 9       | 36,120                  | 33,294   | 52,698    | 10,702                      | 10,433   | 5,217     | 102,574                | 30,843   | 88,761    |
| 10      | 33,467                  | 35,170   | 45,985    | 12,931                      | 12,197   | 5,356     | 107,398                | 29,199   | 80,487    |
| 11      | 41,208                  | 34,074   | 48,107    | 12,650                      | 12,461   | 5,019     | 103,650                | 30,037   | 76,464    |
| 12      | 37,903                  | 31,542   | 49,681    | 11,863                      | 11,367   | 4,963     | 112,984                | 28,940   | 77,508    |
|         | 농약                      |          |           | 도료                          |          |           | 산화방지제(고무·플라스틱용)        |          |           |
|         | Agricultural pesticides |          |           | Paint                       |          |           | Rubber antioxidant     |          |           |
|         | 생 산                     | 출 하      | 재 고       | 생 산                         | 출 하      | 재 고       | 생 산                    | 출 하      | 재 고       |
|         | Production              | Shipment | Inventory | Production                  | Shipment | Inventory | Production             | Shipment | Inventory |
|         | M/T                     |          |           | kl                          |          |           | M/T                    |          |           |
| 2022    | 160,481                 | 160,677  | 55,047    | 832,852                     | 875,871  | 64,729    | 159,140                | 145,215  | 10,143    |
| 2023    | 133,972                 | 121,996  | 62,538    | 870,401                     | 912,561  | 73,393    | 156,739                | 137,467  | 10,846    |
| 2024    | 129,308                 | 127,875  | 62,431    | 915,446                     | 950,474  | 77,465    | 180,759                | 160,928  | 14,161    |
| 2023. 9 | 5,937                   | 4,481    | 38,916    | 72,055                      | 78,564   | 76,844    | 14,903                 | 12,983   | 11,533    |
| 10      | 8,785                   | 4,391    | 43,786    | 78,337                      | 87,377   | 73,743    | 14,070                 | 11,416   | 12,533    |
| 11      | 14,046                  | 5,784    | 52,331    | 81,365                      | 85,707   | 74,579    | 13,033                 | 13,305   | 10,568    |
| 12      | 15,849                  | 6,189    | 62,538    | 66,100                      | 66,422   | 73,393    | 11,752                 | 9,859    | 10,846    |
| 2024. 1 | 17,958                  | 15,843   | 63,155    | 74,161                      | 68,091   | 79,533    | 12,630                 | 11,436   | 9,452     |
| 2       | 13,995                  | 19,524   | 56,705    | 63,324                      | 60,974   | 82,959    | 14,890                 | 13,604   | 8,147     |
| 3       | 13,575                  | 19,072   | 48,541    | 73,978                      | 76,736   | 82,923    | 17,801                 | 14,405   | 13,711    |
| 4       | 13,135                  | 14,444   | 50,848    | 86,355                      | 91,899   | 82,508    | 16,841                 | 14,361   | 14,463    |
| 5       | 11,723                  | 11,290   | 50,695    | 87,812                      | 93,930   | 81,450    | 16,638                 | 13,939   | 15,445    |
| 6       | 5,626                   | 8,328    | 47,827    | 84,217                      | 91,119   | 79,824    | 16,007                 | 14,892   | 14,914    |
| 7       | 3,213                   | 5,885    | 44,992    | 77,967                      | 77,070   | 82,549    | 15,394                 | 15,593   | 13,098    |
| 8       | 1,969                   | 5,743    | 41,143    | 70,877                      | 72,981   | 83,684    | 11,508                 | 13,418   | 10,367    |
| 9       | 6,739                   | 5,992    | 41,964    | 69,455                      | 72,844   | 84,602    | 14,861                 | 12,140   | 11,908    |
| 10      | 10,743                  | 5,726    | 46,812    | 83,159                      | 89,005   | 82,127    | 15,313                 | 12,855   | 12,387    |
| 11      | 13,392                  | 6,189    | 54,675    | 76,863                      | 82,703   | 79,666    | 12,601                 | 12,322   | 10,759    |
| 12      | 17,240                  | 9,839    | 62,431    | 67,278                      | 73,122   | 77,465    | 16,275                 | 11,963   | 14,161    |

13. Volume of Production, Shipment, Inventory (Cont'd) <sup>1)2)</sup>

| 폴리우레탄              |          |           | 엔지니어링플라스틱수지               |           |           | 복합비료                 |           |           |                      |
|--------------------|----------|-----------|---------------------------|-----------|-----------|----------------------|-----------|-----------|----------------------|
| Polyurethane resin |          |           | Engineering plastic resin |           |           | Composite fertilizer |           |           |                      |
| 생 산                | 출 하      | 재 고       | 생 산                       | 출 하       | 재 고       | 생 산                  | 출 하       | 재 고       |                      |
| Production         | Shipment | Inventory | Production                | Shipment  | Inventory | Production           | Shipment  | Inventory |                      |
| M/T                |          |           | M/T                       |           |           | M/T                  |           |           |                      |
| 199,445            | 181,792  | 16,353    | 1,742,306                 | 1,582,423 | 130,780   | 1,500,803            | 1,419,781 | 257,810   | 2022<br>2023<br>2024 |
| 180,635            | 178,735  | 19,504    | 1,652,383                 | 1,479,703 | 129,499   | 1,413,074            | 1,459,710 | 191,023   |                      |
| 162,442            | 170,679  | 12,222    | 1,542,689                 | 1,398,547 | 142,952   | 1,416,677            | 1,366,899 | 239,563   |                      |
| 13,789             | 14,336   | 18,790    | 135,154                   | 134,366   | 130,184   | 109,317              | 128,554   | 157,364   | 9. 2023              |
| 15,335             | 15,651   | 18,650    | 123,094                   | 107,184   | 130,012   | 72,716               | 75,919    | 153,802   | 10                   |
| 15,862             | 15,799   | 19,392    | 121,356                   | 110,696   | 123,294   | 118,553              | 90,199    | 181,966   | 11                   |
| 12,980             | 12,311   | 19,504    | 127,596                   | 108,629   | 129,499   | 127,882              | 104,884   | 191,023   | 12                   |
| 13,861             | 13,419   | 19,856    | 134,646                   | 111,182   | 135,897   | 133,165              | 66,966    | 257,016   | 1. 2024<br>2<br>3    |
| 12,044             | 12,777   | 19,474    | 109,669                   | 98,166    | 141,815   | 113,066              | 127,145   | 242,882   |                      |
| 14,070             | 14,795   | 18,902    | 127,862                   | 117,540   | 137,239   | 136,091              | 149,428   | 228,704   |                      |
| 15,383             | 16,045   | 18,528    | 126,014                   | 114,461   | 134,260   | 146,699              | 162,491   | 212,143   | 4                    |
| 16,388             | 16,594   | 18,931    | 132,371                   | 123,837   | 131,543   | 145,721              | 191,001   | 165,490   | 5                    |
| 13,650             | 14,783   | 18,220    | 126,013                   | 113,140   | 132,898   | 120,064              | 103,931   | 181,497   | 6                    |
| 14,302             | 13,999   | 18,531    | 146,612                   | 133,427   | 137,567   | 118,297              | 152,732   | 146,890   | 7                    |
| 11,715             | 13,628   | 16,536    | 137,987                   | 121,581   | 144,304   | 88,032               | 93,497    | 141,207   | 8                    |
| 11,477             | 12,475   | 15,327    | 126,252                   | 107,173   | 154,235   | 100,044              | 89,834    | 151,376   | 9                    |
| 14,439             | 15,447   | 14,167    | 129,726                   | 124,147   | 150,114   | 74,344               | 85,913    | 139,697   | 10                   |
| 13,776             | 14,461   | 13,341    | 125,273                   | 120,843   | 144,151   | 110,734              | 50,570    | 199,660   | 11                   |
| 11,337             | 12,256   | 12,222    | 120,264                   | 113,050   | 142,952   | 130,420              | 93,391    | 239,563   | 12                   |

| 안정제(고무·플라스틱용)            |          |           | 폴리아미드섬유         |          |           | 폴리에스터섬유         |           |           |                      |
|--------------------------|----------|-----------|-----------------|----------|-----------|-----------------|-----------|-----------|----------------------|
| P.V.C stable preparation |          |           | Polyamide fiber |          |           | Polyester fiber |           |           |                      |
| 생 산                      | 출 하      | 재 고       | 생 산             | 출 하      | 재 고       | 생 산             | 출 하       | 재 고       |                      |
| Production               | Shipment | Inventory | Production      | Shipment | Inventory | Production      | Shipment  | Inventory |                      |
| M/T                      |          |           | M/T             |          |           | M/T             |           |           |                      |
| 77,612                   | 73,685   | 8,625     | 193,743         | 112,203  | 11,502    | 1,094,356       | 1,079,922 | 87,860    | 2022<br>2023<br>2024 |
| 74,073                   | 71,221   | 8,953     | 28,724          | 35,285   | 4,705     | 906,285         | 875,922   | 79,879    |                      |
| 76,027                   | 73,352   | 9,194     | 21,132          | 21,841   | 3,175     | 737,777         | 721,118   | 70,568    |                      |
| 5,550                    | 5,709    | 8,560     | 2,240           | 2,385    | 4,340     | 68,564          | 70,431    | 77,883    | 9. 2023              |
| 5,951                    | 6,055    | 8,318     | 2,196           | 2,039    | 4,461     | 68,004          | 68,844    | 74,913    | 10                   |
| 6,739                    | 6,107    | 8,590     | 2,490           | 2,161    | 4,746     | 70,012          | 68,214    | 74,450    | 11                   |
| 6,311                    | 5,843    | 8,953     | 2,382           | 2,362    | 4,705     | 74,900          | 67,185    | 79,879    | 12                   |
| 6,372                    | 6,347    | 8,666     | 2,150           | 2,035    | 4,771     | 72,997          | 69,923    | 80,627    | 1. 2024<br>2<br>3    |
| 5,730                    | 6,059    | 8,214     | 1,989           | 1,934    | 4,766     | 65,659          | 62,901    | 81,572    |                      |
| 7,063                    | 6,357    | 8,569     | 1,993           | 2,280    | 4,400     | 65,235          | 69,690    | 75,187    |                      |
| 7,182                    | 6,965    | 8,601     | 2,012           | 1,995    | 4,352     | 66,066          | 65,345    | 73,778    | 4                    |
| 6,911                    | 6,340    | 8,902     | 2,016           | 1,996    | 4,322     | 64,046          | 62,470    | 73,415    | 5                    |
| 6,577                    | 6,400    | 8,935     | 1,830           | 1,659    | 4,533     | 67,055          | 59,957    | 77,647    | 6                    |
| 6,389                    | 6,325    | 8,839     | 1,647           | 2,029    | 3,961     | 63,197          | 61,562    | 76,986    | 7                    |
| 5,816                    | 5,676    | 8,905     | 1,446           | 1,703    | 3,654     | 59,733          | 56,867    | 77,758    | 8                    |
| 5,381                    | 5,153    | 8,968     | 1,485           | 1,453    | 3,615     | 50,887          | 53,025    | 73,795    | 9                    |
| 6,597                    | 6,047    | 9,356     | 1,535           | 1,568    | 3,510     | 56,152          | 55,886    | 71,469    | 10                   |
| 6,167                    | 5,613    | 9,609     | 1,476           | 1,700    | 3,191     | 52,434          | 53,713    | 67,915    | 11                   |
| 5,842                    | 6,070    | 9,194     | 1,553           | 1,489    | 3,175     | 54,316          | 49,779    | 70,568    | 12                   |

13. 품목별 광공업 생산 · 출하 · 재고량(계속) <sup>1)2)</sup>

|         | 합금철         |          |           | 봉 강  |           |           | 철근                       |           |           |
|---------|-------------|----------|-----------|--|-----------|-----------|--------------------------|-----------|-----------|
|         | Ferro alloy |          |           | Steel bar  |           |           | Concrete reinforcing bar |           |           |
|         | 생 산         | 출 하      | 재 고       | 생 산  | 출 하       | 재 고       | 생 산                      | 출 하       | 재 고       |
|         | Production  | Shipment | Inventory | Production   | Shipment  | Inventory | Production               | Shipment  | Inventory |
|         | M/T         |          |           | M/T  |           |           | M/T                      |           |           |
| 2022    | 888,202     | 692,062  | 103,676   | 2,909,295  | 2,863,895 | 262,701   | 9,730,193                | 9,554,832 | 518,829   |
| 2023    | 705,308     | 622,804  | 108,653   | 2,913,376  | 2,797,879 | 267,788   | 9,238,744                | 9,103,326 | 581,675   |
| 2024    | 427,360     | 379,538  | 78,629    | 2,861,981  | 2,879,490 | 316,344   | 7,455,933                | 7,307,009 | 568,242   |
| 2023. 9 | 59,794      | 54,414   | 101,680   | 219,269  | 219,913   | 280,863   | 730,408                  | 702,156   | 692,105   |
| 10      | 59,753      | 51,883   | 104,448   | 226,952  | 225,761   | 274,779   | 696,646                  | 716,841   | 656,174   |
| 11      | 58,187      | 46,273   | 109,618   | 230,007  | 232,165   | 265,622   | 768,314                  | 810,973   | 595,459   |
| 12      | 47,200      | 38,341   | 108,653   | 208,720  | 201,211   | 267,788   | 676,891                  | 677,837   | 581,675   |
| 2024. 1 | 34,681      | 37,758   | 99,519    | 263,736  | 242,717   | 282,506   | 723,168                  | 595,570   | 691,605   |
| 2       | 38,857      | 33,315   | 100,829   | 227,084  | 223,106   | 281,812   | 519,311                  | 527,724   | 669,958   |
| 3       | 40,657      | 36,654   | 97,709    | 259,412  | 245,274   | 289,986   | 694,715                  | 661,822   | 693,843   |
| 4       | 42,460      | 34,813   | 100,646   | 262,582  | 240,473   | 306,897   | 687,421                  | 699,009   | 668,792   |
| 5       | 31,862      | 29,422   | 97,987    | 238,299  | 233,407   | 306,301   | 670,000                  | 688,407   | 635,336   |
| 6       | 30,078      | 24,574   | 99,897    | 233,978  | 226,672   | 307,841   | 656,103                  | 684,722   | 592,985   |
| 7       | 30,769      | 29,428   | 98,877    | 211,695  | 237,221   | 326,673   | 576,548                  | 605,145   | 549,861   |
| 8       | 31,625      | 29,027   | 92,572    | 208,161  | 234,214   | 308,384   | 587,837                  | 606,168   | 516,755   |
| 9       | 42,458      | 27,066   | 103,554   | 232,815  | 229,685   | 297,695   | 587,916                  | 513,461   | 574,932   |
| 10      | 37,282      | 32,281   | 103,612   | 231,730  | 272,398   | 311,213   | 638,557                  | 577,151   | 617,994   |
| 11      | 33,310      | 31,700   | 101,979   | 273,688  | 265,360   | 318,525   | 613,033                  | 600,304   | 616,852   |
| 12      | 33,321      | 33,500   | 78,629    | 218,801  | 228,963   | 316,344   | 501,324                  | 547,526   | 568,242   |
|         | PC강선        |          |           | 냉간압조용강선  |           |           | 스테인리스선                   |           |           |
|         | PC wire     |          |           | Carbon steel wires for cold heading and cold forging |           |           | Stainless steel wire     |           |           |
|         | 생 산         | 출 하      | 재 고       | 생 산  | 출 하       | 재 고       | 생 산                      | 출 하       | 재 고       |
|         | Production  | Shipment | Inventory | Production   | Shipment  | Inventory | Production               | Shipment  | Inventory |
|         | M/T         |          |           | M/T  |           |           | M/T                      |           |           |
| 2022    | 197,727     | 195,186  | 10,970    | 689,199  | 678,977   | 34,785    | 82,711                   | 78,101    | 6,330     |
| 2023    | 164,977     | 166,328  | 9,223     | 756,475  | 725,948   | 38,860    | 70,956                   | 67,972    | 6,645     |
| 2024    | 128,095     | 131,499  | 5,851     | 757,548  | 732,614   | 40,111    | 66,730                   | 64,252    | 5,463     |
| 2023. 9 | 11,344      | 10,648   | 9,961     | 61,639   | 60,662    | 39,948    | 5,789                    | 5,696     | 6,308     |
| 10      | 13,197      | 13,266   | 9,861     | 63,647   | 61,135    | 39,135    | 5,937                    | 5,700     | 6,333     |
| 11      | 14,278      | 14,395   | 9,741     | 65,379   | 66,265    | 35,925    | 5,892                    | 5,688     | 6,299     |
| 12      | 12,207      | 12,722   | 9,223     | 62,363   | 55,420    | 38,860    | 5,371                    | 4,816     | 6,645     |
| 2024. 1 | 13,670      | 12,738   | 10,599    | 64,579   | 61,334    | 40,645    | 5,449                    | 5,604     | 6,353     |
| 2       | 11,367      | 10,984   | 10,974    | 55,282   | 54,711    | 36,311    | 4,821                    | 4,943     | 5,966     |
| 3       | 12,390      | 12,994   | 10,340    | 68,090   | 64,167    | 37,809    | 5,824                    | 5,657     | 5,239     |
| 4       | 12,687      | 12,979   | 10,040    | 69,167   | 72,559    | 42,371    | 5,688                    | 5,577     | 5,342     |
| 5       | 10,698      | 12,166   | 8,478     | 66,390   | 64,042    | 41,963    | 6,089                    | 5,916     | 5,298     |
| 6       | 11,114      | 11,074   | 8,500     | 64,916   | 62,894    | 42,772    | 5,945                    | 5,943     | 5,028     |
| 7       | 9,833       | 9,972    | 8,350     | 58,948   | 59,147    | 40,069    | 5,866                    | 5,447     | 5,241     |
| 8       | 7,731       | 8,890    | 7,164     | 60,583   | 58,460    | 39,641    | 4,869                    | 4,969     | 4,941     |
| 9       | 8,649       | 8,739    | 7,077     | 57,617   | 55,688    | 37,760    | 5,141                    | 4,960     | 4,921     |
| 10      | 10,309      | 10,220   | 7,170     | 65,237   | 62,081    | 37,031    | 6,164                    | 5,499     | 5,309     |
| 11      | 10,059      | 10,696   | 6,531     | 64,000   | 60,612    | 37,443    | 5,322                    | 5,053     | 5,326     |
| 12      | 9,588       | 10,047   | 5,851     | 62,739   | 56,919    | 40,111    | 5,552                    | 4,684     | 5,463     |



13. Volume of Production, Shipment, Inventory (Cont'd) <sup>1)2)</sup>

| 형 강        |           |           | 경 강 선                 |          |           |         |
|------------|-----------|-----------|-----------------------|----------|-----------|---------|
| Section    |           |           | Hard drawn steel wire |          |           |         |
| 생 산        | 출 하       | 재 고       | 생 산                   | 출 하      | 재 고       |         |
| Production | Shipment  | Inventory | Production            | Shipment | Inventory |         |
| M/T        |           |           | M/T                   |          |           |         |
| 4,008,648  | 4,003,963 | 343,947   | 220,393               | 209,591  | 19,487    | 2022    |
| 3,731,402  | 3,610,268 | 399,130   | 215,098               | 203,063  | 20,411    | 2023    |
| 3,246,382  | 3,243,332 | 373,443   | 230,099               | 218,150  | 23,591    | 2024    |
| 282,140    | 291,839   | 347,784   | 17,359                | 17,393   | 20,004    | 9. 2023 |
| 296,224    | 286,521   | 357,298   | 18,656                | 17,014   | 20,743    | 10      |
| 281,655    | 292,672   | 344,812   | 20,142                | 19,312   | 20,678    | 11      |
| 306,065    | 254,684   | 399,130   | 19,285                | 18,685   | 20,411    | 12      |
| 360,040    | 298,925   | 454,856   | 20,102                | 16,747   | 22,992    | 1. 2024 |
| 276,733    | 270,917   | 438,479   | 17,610                | 17,481   | 22,507    | 2       |
| 285,592    | 306,481   | 419,089   | 19,736                | 19,253   | 22,196    | 3       |
| 224,244    | 260,883   | 382,363   | 20,386                | 18,339   | 24,228    | 4       |
| 277,630    | 312,145   | 347,786   | 19,702                | 18,568   | 24,537    | 5       |
| 295,514    | 272,426   | 370,110   | 20,568                | 19,337   | 24,963    | 6       |
| 208,743    | 257,098   | 321,427   | 20,501                | 19,535   | 24,852    | 7       |
| 263,841    | 272,297   | 312,900   | 17,142                | 16,418   | 24,930    | 8       |
| 236,994    | 205,255   | 344,446   | 17,800                | 16,290   | 25,751    | 9       |
| 292,025    | 272,441   | 363,465   | 20,076                | 19,189   | 25,841    | 10      |
| 260,874    | 266,074   | 358,066   | 19,350                | 19,284   | 25,103    | 11      |
| 264,152    | 248,390   | 373,443   | 17,126                | 17,709   | 23,591    | 12      |

| 아연도철선                            |          |           | 타이어보강철선                       |          |           |         |
|----------------------------------|----------|-----------|-------------------------------|----------|-----------|---------|
| Galvanized low carbon steel wire |          |           | Steel cord and tire bead wire |          |           |         |
| 생 산                              | 출 하      | 재 고       | 생 산                           | 출 하      | 재 고       |         |
| Production                       | Shipment | Inventory | Production                    | Shipment | Inventory |         |
| M/T                              |          |           | M/T                           |          |           |         |
| 68,600                           | 53,146   | 3,872     | 192,950                       | 192,766  | 9,734     | 2022    |
| 49,788                           | 36,590   | 3,611     | 168,655                       | 169,012  | 7,816     | 2023    |
| 43,150                           | 31,555   | 4,174     | 146,125                       | 147,523  | 6,452     | 2024    |
| 3,677                            | 2,707    | 4,149     | 13,066                        | 13,702   | 8,720     | 9. 2023 |
| 3,469                            | 2,539    | 3,876     | 12,550                        | 11,981   | 9,287     | 10      |
| 4,234                            | 3,276    | 3,758     | 12,645                        | 13,495   | 8,925     | 11      |
| 4,003                            | 2,992    | 3,611     | 13,160                        | 14,104   | 7,816     | 12      |
| 4,502                            | 3,207    | 3,713     | 14,051                        | 13,672   | 8,196     | 1. 2024 |
| 3,644                            | 2,467    | 3,859     | 12,940                        | 13,468   | 7,666     | 2       |
| 3,880                            | 2,559    | 4,348     | 14,613                        | 15,121   | 7,156     | 3       |
| 3,790                            | 3,055    | 4,156     | 14,409                        | 12,683   | 8,883     | 4       |
| 3,494                            | 2,603    | 4,003     | 13,215                        | 12,723   | 9,374     | 5       |
| 3,663                            | 2,850    | 4,061     | 12,471                        | 13,642   | 8,202     | 6       |
| 3,237                            | 2,430    | 4,035     | 13,539                        | 12,542   | 9,162     | 7       |
| 3,327                            | 2,253    | 4,167     | 9,779                         | 10,467   | 8,472     | 8       |
| 2,223                            | 2,203    | 3,462     | 9,441                         | 10,203   | 7,782     | 9       |
| 3,267                            | 2,460    | 3,462     | 11,587                        | 10,893   | 8,478     | 10      |
| 3,945                            | 2,889    | 3,675     | 10,910                        | 11,384   | 8,004     | 11      |
| 4,178                            | 2,579    | 4,174     | 9,170                         | 10,725   | 6,452     | 12      |

13. 품목별 광공업 생산 · 출하 · 재고량(계속) <sup>1)2)</sup>

|         | 칼라강판<br>Color steel sheet |                 |                  | 동 봉<br>Copper bars  |                 |                  |
|---------|---------------------------|-----------------|------------------|---|-----------------|------------------|
|         | 생 산<br>Production         | 출 하<br>Shipment | 재 고<br>Inventory | 생 산<br>Production   | 출 하<br>Shipment | 재 고<br>Inventory |
|         | M/T                       |                 |                  | M/T   |                 |                  |
| 2022    | 2,041,400                 | 2,091,767       | 97,775           | 202,258   | 204,654         | 21,876           |
| 2023    | 2,230,553                 | 2,249,821       | 108,493          | 196,195   | 195,381         | 23,595           |
| 2024    | 2,396,753                 | 2,364,222       | 129,798          | 184,875   | 181,692         | 20,346           |
| 2023. 9 | 187,726                   | 186,922         | 104,027          | 15,277  | 15,242          | 24,888           |
| 10      | 194,141                   | 187,465         | 107,168          | 15,384  | 15,025          | 25,178           |
| 11      | 189,851                   | 188,565         | 106,543          | 16,203  | 16,550          | 24,883           |
| 12      | 181,654                   | 177,954         | 108,493          | 15,582  | 16,484          | 23,595           |
| 2024. 1 | 196,541                   | 201,143         | 103,134          | 17,656  | 16,500          | 21,287           |
| 2       | 191,688                   | 181,849         | 112,417          | 15,338  | 16,819          | 19,835           |
| 3       | 209,164                   | 207,631         | 112,646          | 17,419  | 17,175          | 19,940           |
| 4       | 198,365                   | 216,326         | 96,775           | 17,550  | 18,369          | 19,725           |
| 5       | 215,001                   | 204,552         | 106,526          | 17,328  | 16,613          | 19,862           |
| 6       | 203,308                   | 199,536         | 105,088          | 14,262  | 13,350          | 20,115           |
| 7       | 210,001                   | 205,298         | 108,289          | 14,200  | 13,659          | 20,414           |
| 8       | 207,581                   | 205,488         | 109,498          | 13,056  | 12,375          | 20,467           |
| 9       | 190,094                   | 185,907         | 112,168          | 13,728  | 13,634          | 20,332           |
| 10      | 202,086                   | 196,030         | 117,503          | 15,797  | 16,673          | 19,228           |
| 11      | 193,958                   | 192,550         | 117,935          | 14,580  | 13,663          | 19,948           |
| 12      | 178,966                   | 167,912         | 129,798          | 13,961  | 12,862          | 20,346           |
|         | 알루미늄박<br>Aluminium foil   |                 |                  | 자동차용내연기관<br>Internal combustion engine for motor vehicles |                 |                  |
|         | 생 산<br>Production         | 출 하<br>Shipment | 재 고<br>Inventory | 생 산<br>Production   | 출 하<br>Shipment | 재 고<br>Inventory |
|         | M/T                       |                 |                  | 대 Each  |                 |                  |
| 2022    | 120,508                   | 116,967         | 3,964            | 4,042,673   | 910,597         | 46,185           |
| 2023    | 100,351                   | 98,846          | 3,628            | 4,260,651   | 1,002,006       | 45,848           |
| 2024    | 98,931                    | 96,428          | 5,711            | 4,013,773   | 903,069         | 63,512           |
| 2023. 9 | 8,135                     | 8,008           | 3,776            | 314,123   | 76,843          | 78,751           |
| 10      | 8,006                     | 7,883           | 3,916            | 326,935   | 71,592          | 78,701           |
| 11      | 7,955                     | 7,718           | 4,124            | 348,866   | 78,702          | 61,374           |
| 12      | 7,356                     | 7,501           | 3,628            | 343,393   | 79,669          | 45,848           |
| 2024. 1 | 8,206                     | 8,023           | 3,689            | 352,444   | 82,179          | 53,199           |
| 2       | 7,939                     | 7,736           | 3,824            | 296,014   | 70,103          | 58,383           |
| 3       | 8,374                     | 8,129           | 3,983            | 344,329   | 67,009          | 57,186           |
| 4       | 8,724                     | 8,559           | 3,955            | 352,089   | 75,315          | 45,841           |
| 5       | 8,477                     | 8,551           | 3,865            | 334,873   | 66,908          | 34,360           |
| 6       | 8,367                     | 8,388           | 3,788            | 342,580   | 76,310          | 33,260           |
| 7       | 8,305                     | 8,268           | 3,963            | 315,277   | 74,715          | 43,461           |
| 8       | 8,311                     | 7,644           | 4,538            | 351,177   | 84,366          | 52,376           |
| 9       | 7,806                     | 7,632           | 4,807            | 309,600   | 68,733          | 59,710           |
| 10      | 7,964                     | 7,763           | 5,067            | 356,996   | 83,078          | 64,155           |
| 11      | 8,484                     | 7,880           | 5,570            | 332,633   | 77,163          | 73,120           |
| 12      | 7,974                     | 7,855           | 5,711            | 325,761   | 77,190          | 63,512           |



13. Volume of Production, Shipment, Inventory (Cont'd) <sup>1)2)</sup>

| 나동선             |          |           | 알루미늄판            |           |           |         |
|-----------------|----------|-----------|------------------|-----------|-----------|---------|
| Copper wire bar |          |           | Aluminium plates |           |           |         |
| 생 산             | 출 하      | 재 고       | 생 산              | 출 하       | 재 고       |         |
| Production      | Shipment | Inventory | Production       | Shipment  | Inventory |         |
| M/T             |          |           | M/T              |           |           |         |
| 534,660         | 439,258  | 10,201    | 1,057,352        | 1,063,522 | 33,668    | 2022    |
| 501,255         | 438,669  | 8,326     | 1,006,505        | 1,008,989 | 32,494    | 2023    |
| 518,395         | 438,226  | 11,357    | 1,055,583        | 1,048,318 | 36,794    | 2024    |
| 36,944          | 33,915   | 5,711     | 83,983           | 87,246    | 31,732    | 9. 2023 |
| 42,554          | 36,638   | 7,317     | 91,955           | 93,027    | 30,805    | 10      |
| 44,834          | 38,607   | 8,198     | 75,272           | 74,769    | 31,304    | 11      |
| 40,259          | 34,402   | 8,326     | 81,433           | 80,323    | 32,494    | 12      |
| 45,528          | 38,808   | 7,975     | 95,026           | 96,186    | 31,386    | 1. 2024 |
| 44,429          | 39,747   | 7,375     | 79,069           | 75,765    | 34,603    | 2       |
| 47,747          | 41,345   | 8,125     | 95,436           | 99,257    | 30,984    | 3       |
| 46,829          | 39,997   | 9,661     | 92,097           | 89,489    | 34,359    | 4       |
| 43,902          | 38,298   | 8,968     | 92,593           | 87,881    | 37,280    | 5       |
| 42,182          | 34,397   | 10,080    | 89,992           | 91,859    | 35,182    | 6       |
| 44,869          | 36,348   | 11,813    | 86,896           | 87,302    | 34,741    | 7       |
| 40,177          | 35,279   | 9,746     | 90,956           | 87,338    | 38,316    | 8       |
| 38,563          | 33,655   | 9,424     | 80,740           | 78,050    | 40,529    | 9       |
| 42,247          | 34,229   | 9,713     | 76,382           | 85,585    | 30,759    | 10      |
| 42,096          | 33,855   | 10,750    | 83,509           | 79,543    | 34,351    | 11      |
| 39,826          | 32,268   | 11,357    | 92,887           | 90,063    | 36,794    | 12      |

| 전기업  |          |           | 가스업  |            |           |         |
|--|----------|-----------|--|------------|-----------|---------|
| Production, collection and distribution of electricity |          |           | Manufacture of gas, distribution of gaseous fuel through mains |            |           |         |
| 생 산  | 출 하      | 재 고       | 생 산  | 출 하        | 재 고       |         |
| Production   | Shipment | Inventory | Production   | Shipment   | Inventory |         |
| GWH  |          |           | 1,000m³  |            |           |         |
| 585,868  | 543,590  | 0         | 25,274,712   | 25,274,712 | 0         | 2022    |
| 592,592  | 550,586  | 0         | 23,458,524   | 23,458,524 | 0         | 2023    |
| 600,307  | 557,913  | 0         | 23,891,457   | 23,891,457 | 0         | 2024    |
| 48,427   | 44,920   | 0         | 1,155,667  | 1,155,667  | 0         | 9. 2023 |
| 45,131   | 41,897   | 0         | 1,360,693  | 1,360,693  | 0         | 10      |
| 48,204   | 44,570   | 0         | 2,115,937  | 2,115,937  | 0         | 11      |
| 52,883   | 49,132   | 0         | 3,195,046  | 3,195,046  | 0         | 12      |
| 54,696   | 50,861   | 0         | 3,611,972  | 3,611,972  | 0         | 1. 2024 |
| 47,566   | 44,210   | 0         | 2,973,136  | 2,973,136  | 0         | 2       |
| 49,865   | 46,398   | 0         | 2,652,359  | 2,652,359  | 0         | 3       |
| 44,382   | 41,271   | 0         | 1,840,204  | 1,840,204  | 0         | 4       |
| 45,729   | 42,484   | 0         | 1,503,981  | 1,503,981  | 0         | 5       |
| 47,700   | 44,468   | 0         | 1,290,584  | 1,290,584  | 0         | 6       |
| 54,822   | 51,093   | 0         | 1,264,815  | 1,264,815  | 0         | 7       |
| 59,175   | 55,155   | 0         | 1,211,117  | 1,211,117  | 0         | 8       |
| 51,068   | 47,167   | 0         | 1,126,618  | 1,126,618  | 0         | 9       |
| 46,503   | 42,978   | 0         | 1,313,462  | 1,313,462  | 0         | 10      |
| 46,182   | 42,788   | 0         | 1,858,934  | 1,858,934  | 0         | 11      |
| 52,619   | 49,040   | 0         | 3,244,275  | 3,244,275  | 0         | 12      |

# 14. 수요자 및 기종별 기계수주액<sup>1)2)</sup>

※ 이 자료는 기계수주통계조사사의 결과임. 이 조사는 한국표준산업분류 『C25.금속가공제품 제조업~ C31.기타 운송장비 제조업』 가운데 설비용 기계류를 생산하는 사업체를 모집단으로 총생산액의 약 65%를 차지하는 업체를 선정. 수요자 및 기종별 수요액을 불변금액으로 작성(선박제외)

단위: 10억 원

|          | 수요자별수주액      |                        |            |                     |           |                   |        |           |               |                             |                 |            |
|----------|--------------|------------------------|------------|---------------------|-----------|-------------------|--------|-----------|---------------|-----------------------------|-----------------|------------|
|          | 국 내 ③<br>수 요 | 공 공 수 요                |            |                     |           |                   |        | 민 간 수 요 ④ |               |                             |                 |            |
|          |              | Government<br>& public | 정 부        | 지방자치<br>단체          | 운수업       | 전기업               | 공공기타   | Private   | 제 조 업         |                             |                 |            |
|          |              |                        |            |                     |           |                   |        |           | Manufacturing | 음식료품                        | 섬유가죽<br>제품      | 펄프종이<br>제품 |
|          | Domestic     | Government<br>& public | Government | Local<br>government | Transport | Electric<br>power | Others |           | Food stuffs   | Textile<br>leather<br>goods | Pulp &<br>paper |            |
| 2019     | 25,141.2     | 1,700.5                | 24.9       | 253.4               | 638.5     | 618.1             | 165.6  | 23,440.7  | 13,963.7      | 313.5                       | 120.8           | 66.2       |
| 2020     | 26,340.1     | 1,646.4                | 120.9      | 306.6               | 275.0     | 601.5             | 342.4  | 24,693.6  | 15,061.0      | 421.0                       | 129.4           | 82.6       |
| 2021     | 35,221.2     | 2,662.5                | 452.9      | 269.5               | 1,031.9   | 676.7             | 231.5  | 32,558.7  | 22,174.8      | 543.9                       | 139.8           | 69.1       |
| 2022     | 35,613.6     | 2,021.2                | 356.1      | 442.3               | 462.4     | 562.5             | 197.9  | 33,592.5  | 23,634.7      | 477.1                       | 109.1           | 50.0       |
| 2023     | 34,346.1     | 3,836.5                | 364.1      | 293.3               | 1,448.5   | 731.8             | 998.7  | 30,509.6  | 21,674.9      | 391.3                       | 80.5            | 31.7       |
| 2024     | 34,746.8     | 3,840.6                | 107.8      | 326.4               | 2,141.0   | 780.6             | 484.8  | 30,906.1  | 21,568.9      | 284.7                       | 85.8            | 43.3       |
| 2023. 12 | 2,975.6      | 321.6                  | 5.4        | 18.1                | 240.0     | 27.2              | 30.9   | 2,654.0   | 1,941.3       | 18.6                        | 2.7             | 1.2        |
| 2024. 1  | 2,649.3      | 388.5                  | 4.2        | 16.3                | 290.9     | 46.6              | 30.4   | 2,260.8   | 1,541.0       | 17.5                        | 7.0             | 2.5        |
| 2        | 2,850.7      | 480.3                  | 5.6        | 24.9                | 343.9     | 95.6              | 10.3   | 2,370.4   | 1,451.1       | 24.2                        | 9.3             | 4.2        |
| 3        | 3,308.6      | 402.7                  | 9.3        | 22.0                | 288.4     | 54.6              | 28.4   | 2,906.0   | 1,370.4       | 28.5                        | 7.4             | 3.3        |
| 4        | 3,020.9      | 450.4                  | 7.0        | 17.7                | 225.2     | 100.0             | 100.5  | 2,570.5   | 1,847.2       | 24.0                        | 6.6             | 3.5        |
| 5        | 2,819.2      | 241.3                  | 6.2        | 16.4                | 172.2     | 31.0              | 15.5   | 2,577.9   | 1,895.4       | 22.7                        | 7.4             | 3.8        |
| 6        | 2,595.3      | 155.6                  | 21.5       | 33.7                | 52.8      | 37.1              | 10.5   | 2,439.6   | 1,721.9       | 24.8                        | 7.4             | 4.1        |
| 7        | 3,970.0      | 952.9                  | 10.3       | 44.6                | 626.4     | 91.4              | 180.2  | 3,017.2   | 2,387.4       | 22.6                        | 6.6             | 3.8        |
| 8        | 2,902.4      | 275.5                  | 8.5        | 61.2                | 30.4      | 157.2             | 18.3   | 2,626.9   | 1,932.7       | 24.9                        | 7.1             | 4.0        |
| 9        | 2,514.9      | 133.5                  | 6.3        | 13.9                | 34.8      | 67.0              | 11.5   | 2,381.4   | 1,731.8       | 20.1                        | 6.2             | 3.3        |
| 10       | 2,610.0      | 90.2                   | 6.1        | 14.2                | 26.7      | 33.1              | 10.1   | 2,519.8   | 1,741.6       | 22.7                        | 7.4             | 3.8        |
| 11       | 2,689.7      | 101.4                  | 9.0        | 14.0                | 23.2      | 38.5              | 16.6   | 2,588.3   | 1,888.8       | 30.2                        | 7.1             | 3.7        |
| 12       | 2,815.9      | 168.5                  | 13.8       | 47.5                | 26.1      | 28.6              | 52.5   | 2,647.4   | 2,059.6       | 22.4                        | 6.3             | 3.1        |

|                                 | 수요자별수주액                |                                       |                   |       |      |         |              |           |           |             |            |        |
|---------------------------------|------------------------|---------------------------------------|-------------------|-------|------|---------|--------------|-----------|-----------|-------------|------------|--------|
|                                 | 민 간 수 요                |                                       |                   |       |      |         | By consumers |           |           |             |            |        |
|                                 | Private                |                                       |                   |       |      |         | 비 제 조 업      |           |           |             |            |        |
|                                 | 기타운송장비                 | 기타제조업                                 | Non-manufacturing | 농림어업  | 광업   | 건설업     | 도소매업         | 운수<br>통신업 | 금융<br>보험업 | 부동산<br>서비스업 | 기타<br>비제조업 |        |
| Other<br>transport<br>equipment | Other<br>manufacturing | Agriculture,<br>forestry &<br>fishery |                   |       |      |         |              |           |           |             |            | Mining |
| 2019                            | 2,074.2                | 235.5                                 | 9,477.0           | 459.6 | 33.8 | 1,888.2 | 1,902.7      | 3,663.6   | 193.1     | 738.8       | 597.1      |        |
| 2020                            | 1,540.0                | 206.0                                 | 9,632.6           | 570.5 | 35.4 | 1,805.1 | 2,118.5      | 3,586.8   | 154.1     | 709.5       | 652.7      |        |
| 2021                            | 3,171.6                | 250.1                                 | 10,383.9          | 713.7 | 33.3 | 2,091.5 | 1,797.7      | 3,658.6   | 123.6     | 1,038.0     | 927.6      |        |
| 2022                            | 3,741.0                | 152.1                                 | 9,957.8           | 697.1 | 27.4 | 2,246.7 | 1,673.9      | 3,040.2   | 142.8     | 1,019.0     | 1,110.7    |        |
| 2023                            | 3,212.7                | 141.9                                 | 8,834.7           | 664.2 | 14.4 | 1,872.8 | 1,542.8      | 2,949.4   | 311.2     | 638.0       | 842.0      |        |
| 2024                            | 2,906.2                | 230.5                                 | 9,337.3           | 605.2 | 17.4 | 1,904.2 | 1,321.0      | 3,715.3   | 106.7     | 673.0       | 994.5      |        |
| 2023. 12                        | 127.5                  | 11.2                                  | 712.6             | 47.4  | 0.2  | 154.9   | 85.3         | 258.5     | 86.6      | 21.8        | 58.0       |        |
| 2024. 1                         | 264.2                  | 15.9                                  | 719.8             | 54.9  | 1.6  | 220.4   | 77.8         | 235.9     | 11.5      | 71.7        | 46.0       |        |
| 2                               | 209.4                  | 33.5                                  | 919.4             | 73.8  | 0.7  | 194.2   | 98.8         | 357.5     | 14.4      | 77.1        | 102.9      |        |
| 3                               | 118.5                  | 15.3                                  | 1,535.6           | 116.7 | 0.3  | 176.4   | 134.3        | 810.7     | 12.4      | 186.2       | 98.6       |        |
| 4                               | 513.7                  | 13.6                                  | 723.3             | 63.6  | 1.9  | 194.9   | 102.4        | 243.4     | 9.5       | 43.2        | 64.5       |        |
| 5                               | 138.8                  | 28.5                                  | 682.5             | 65.6  | 1.9  | 140.7   | 103.8        | 229.3     | 10.5      | 62.5        | 68.1       |        |
| 6                               | 152.3                  | 16.2                                  | 717.7             | 42.2  | 1.9  | 129.0   | 117.1        | 247.8     | 9.4       | 39.7        | 130.6      |        |
| 7                               | 334.9                  | 12.2                                  | 629.8             | 36.0  | 1.7  | 131.6   | 114.0        | 242.2     | 6.1       | 33.5        | 64.7       |        |
| 8                               | 538.9                  | 21.2                                  | 694.2             | 30.3  | 1.6  | 129.0   | 149.0        | 256.7     | 8.3       | 39.1        | 80.1       |        |
| 9                               | 158.4                  | 16.3                                  | 649.6             | 34.1  | 1.5  | 127.6   | 89.5         | 272.1     | 6.0       | 32.3        | 86.5       |        |
| 10                              | 130.6                  | 23.0                                  | 778.2             | 39.4  | 1.6  | 229.8   | 114.9        | 267.8     | 6.6       | 37.5        | 80.7       |        |
| 11                              | 186.5                  | 19.7                                  | 699.5             | 29.8  | 1.6  | 120.7   | 124.2        | 288.8     | 6.4       | 32.6        | 95.4       |        |
| 12                              | 159.8                  | 14.9                                  | 587.8             | 18.9  | 1.2  | 110.0   | 95.2         | 262.9     | 5.8       | 17.7        | 76.3       |        |

주: 1) 불변수주액은 경상수주액을 생산자물가지수(2015=100)를 이용하여 환가한 것임  
2) 최근 2개월과 2024년 수치는 잠정치임      3) 국내수요=공공수요+민간수요  
4) 민간수요=제조업+비제조업계  
자료: 통계청 경제동향통계심의관 산업동향과

## 14. Value of Machinery Orders Received by Consumers and Products <sup>1)2)</sup>

\* Data are the results of the Machinery Orders Received Survey. The population of the survey is establishments which produce machinery for equipment among establishments classified as 「C25. Manufacture of Fabricated Metal Products ~ C31. Manufacture of Other Transport Equipment」 according to Korean Standard Industrial Classification. Establishments whose production of machinery for equipment occupies about 65 percent out of the total value are selected as a sample. The Value of machinery orders received by consumer and kind of machine is calculated at constant prices (excluding vessels)

In billion won

| 수요자별수주액                      |                      |                     |                         |                                  |                                     |                                   | By consumers                                       |                                   |   |         |          |         |
|------------------------------|----------------------|---------------------|-------------------------|----------------------------------|-------------------------------------|-----------------------------------|--|-----------------------------------|---|---------|----------|---------|
| 민간수요                         |                      |                     |                         |                                  |                                     |                                   | Private  |                                   |   |         |          |         |
| 제조업                          |                      |                     |                         |                                  |                                     |                                   | Manufacturing                                      |                                   |   |         |          |         |
| 석유정제                         | 화학제품                 | 고무 및<br>플라스틱        | 비금속광물<br>제품             | 1차금속                             | 금속가공                                | 기계장비                              | 전자 및 영상<br>음향통신                                    | 전기장비                              | 의료정밀  | 자동차     |          |         |
| Petroleum<br>& coal<br>prod. | Chemical<br>products | Rubber &<br>plastic | Non-metallic<br>mineral | Basic metals                     | Fabricated<br>metal                 | Other<br>machinery &<br>equipment | Electronic &<br>TV commu-<br>nication<br>equipment | Electrical<br>equipment           | Medical,<br>precision &<br>optical<br>instruments | Car     |          |         |
| 278.7                        | 417.5                | 257.2               | 80.4                    | 310.3                            | 192.9                               | 1,197.8                           | 5,832.2  | 705.9                             | 153.8   | 1,726.9 | 2019     |         |
| 171.9                        | 336.6                | 260.8               | 83.2                    | 278.7                            | 175.9                               | 1,152.3                           | 7,622.2  | 776.7                             | 154.8   | 1,669.0 | 2020     |         |
| 222.2                        | 479.8                | 329.3               | 79.6                    | 439.0                            | 173.2                               | 1,462.8                           | 10,874.8   | 1,968.3                           | 175.6   | 1,795.8 | 2021     |         |
| 172.1                        | 705.0                | 280.4               | 66.8                    | 407.9                            | 249.4                               | 1,775.0                           | 11,998.9   | 1,677.3                           | 260.0   | 1,512.6 | 2022     |         |
| 132.6                        | 1,062.6              | 305.3               | 39.0                    | 312.8                            | 144.8                               | 1,484.5                           | 10,282.1   | 1,886.2                           | 372.8   | 1,794.3 | 2023     |         |
| 106.4                        | 1,161.1              | 429.0               | 55.0                    | 242.5                            | 139.7                               | 1,351.1                           | 10,379.7   | 1,981.5                           | 411.2   | 1,761.2 | 2024     |         |
| 5.2                          | 61.8                 | 24.3                | 1.5                     | 16.9                             | 5.9                                 | 112.8                             | 1,221.5  | 151.7                             | 27.9  | 150.7   | 12. 2023 |         |
| 7.6                          | 15.6                 | 23.2                | 2.9                     | 21.2                             | 9.3                                 | 125.6                             | 769.0  | 120.5                             | 37.8  | 101.2   | 1. 2024  |         |
| 12.8                         | 43.0                 | 34.3                | 5.3                     | 21.7                             | 10.7                                | 112.0                             | 703.5  | 95.7                              | 32.8  | 98.7    | 2        |         |
| 10.1                         | 39.7                 | 29.8                | 3.8                     | 23.3                             | 14.1                                | 112.0                             | 689.5  | 102.8                             | 33.6  | 138.6   | 3        |         |
| 8.7                          | 30.5                 | 31.7                | 4.4                     | 23.2                             | 9.4                                 | 108.1                             | 745.4  | 177.8                             | 35.6  | 111.0   | 4        |         |
| 8.7                          | 27.1                 | 133.0               | 4.6                     | 23.9                             | 30.2                                | 121.6                             | 712.6  | 423.2                             | 32.5  | 177.0   | 5        |         |
| 9.4                          | 38.5                 | 35.0                | 4.9                     | 19.7                             | 8.9                                 | 127.4                             | 843.6  | 230.6                             | 35.9  | 163.4   | 6        |         |
| 8.1                          | 175.2                | 33.2                | 4.2                     | 18.9                             | 7.1                                 | 103.8                             | 1,240.3  | 168.9                             | 41.0  | 206.6   | 7        |         |
| 9.4                          | 164.5                | 22.9                | 4.5                     | 17.3                             | 8.0                                 | 104.0                             | 713.0  | 99.7                              | 25.4  | 167.7   | 8        |         |
| 7.3                          | 162.7                | 24.3                | 4.8                     | 17.2                             | 10.4                                | 102.4                             | 893.7  | 129.5                             | 41.0  | 134.1   | 9        |         |
| 8.4                          | 143.8                | 24.4                | 5.5                     | 20.4                             | 9.5                                 | 114.6                             | 830.8  | 219.3                             | 33.1  | 144.1   | 10       |         |
| 8.6                          | 197.6                | 19.1                | 5.5                     | 19.0                             | 14.1                                | 118.7                             | 926.3  | 147.6                             | 37.1  | 148.0   | 11       |         |
| 7.3                          | 122.9                | 18.3                | 4.6                     | 16.7                             | 8.1                                 | 101.0                             | 1,312.1  | 65.9                              | 25.4  | 170.9   | 12       |         |
| 기종별수주액                       |                      |                     |                         |                                  |                                     |                                   | By products  |                                   |   |         |          |         |
| 원동기                          |                      |                     |                         |                                  |                                     | 특수산업용기계                           |  |                                   |   |         |          |         |
| Motors                       | 원자력<br>원동기           | 화력<br>원동기           | 수력<br>원동기               | 내연기관                             | 회전전기<br>장치                          | Special<br>purpose<br>machinery   | 농업용<br>Agriculture,<br>forestry &<br>fishery       | 건설·광산<br>Construction<br>& mining |   |         |          |         |
|                              | Nuclear<br>reactors  | Fired turbines      | Engines &<br>turbines   | Internal<br>combustion<br>engine | Rotating<br>electrical<br>equipment |                                   |  |                                   |   |         |          |         |
|                              | 1,757.7              | 0.0                 | 51.0                    | 0.0                              | 1,471.8                             |                                   |  |                                   | 234.9   | 6,830.6 |          | 470.7   |
|                              | 1,028.0              | 0.0                 | 42.1                    | 0.0                              | 985.8                               |                                   |  |                                   | 0.0   | 8,969.5 | 565.5    | 1,014.2 |
| 2,689.2                      | 0.0                  | 61.9                | 0.0                     | 2,472.4                          | 154.8                               | 11,612.8                          | 702.8  | 1,439.1                           | 2021  |         |          |         |
| 3,311.9                      | 0.0                  | 67.0                | 0.0                     | 2,858.3                          | 386.7                               | 12,450.5                          | 714.3  | 1,427.8                           | 2022  |         |          |         |
| 2,438.5                      | 0.0                  | 62.0                | 0.0                     | 2,258.4                          | 118.2                               | 10,591.0                          | 679.6  | 992.7                             | 2023  |         |          |         |
| 2,427.1                      | 0.0                  | 52.4                | 0.0                     | 2,225.9                          | 148.8                               | 10,491.8                          | 634.4  | 885.4                             | 2024  |         |          |         |
| 41.3                         | 0.0                  | 9.3                 | 0.0                     | 27.3                             | 4.7                                 | 1,167.0                           | 48.8   | 31.0                              | 12. 2023  |         |          |         |
| 182.1                        | 0.0                  | 2.3                 | 0.0                     | 179.5                            | 0.3                                 | 901.1                             | 56.6   | 130.9                             | 1. 2024   |         |          |         |
| 155.7                        | 0.0                  | 4.0                 | 0.0                     | 140.6                            | 11.2                                | 781.4                             | 75.2   | 94.2                              | 2   |         |          |         |
| 160.2                        | 0.0                  | 2.8                 | 0.0                     | 144.7                            | 12.7                                | 746.2                             | 119.7  | 98.5                              | 3   |         |          |         |
| 429.1                        | 0.0                  | 6.6                 | 0.0                     | 416.9                            | 5.6                                 | 834.8                             | 66.0   | 80.0                              | 4   |         |          |         |
| 97.7                         | 0.0                  | 1.8                 | 0.0                     | 92.7                             | 3.2                                 | 889.8                             | 69.4   | 81.1                              | 5   |         |          |         |
| 168.0                        | 0.0                  | 4.4                 | 0.0                     | 95.8                             | 67.8                                | 906.5                             | 45.8   | 65.5                              | 6   |         |          |         |
| 251.0                        | 0.0                  | 4.6                 | 0.0                     | 243.6                            | 2.8                                 | 995.8                             | 38.2   | 55.1                              | 7   |         |          |         |
| 512.2                        | 0.0                  | 4.6                 | 0.0                     | 493.9                            | 13.7                                | 623.8                             | 32.4   | 59.4                              | 8   |         |          |         |
| 147.7                        | 0.0                  | 4.1                 | 0.0                     | 118.5                            | 25.1                                | 875.9                             | 36.2   | 57.0                              | 9   |         |          |         |
| 78.7                         | 0.0                  | 4.0                 | 0.0                     | 73.0                             | 1.7                                 | 808.4                             | 41.6   | 66.6                              | 10  |         |          |         |
| 139.5                        | 0.0                  | 9.0                 | 0.0                     | 126.2                            | 4.3                                 | 839.8                             | 32.1   | 61.2                              | 11  |         |          |         |
| 105.1                        | 0.0                  | 4.2                 | 0.0                     | 100.5                            | 0.4                                 | 1,288.3                           | 21.1   | 36.0                              | 12  |         |          |         |

Note: 1) The constant values of orders received are the current money values deflated or adjusted by the producer prices.(2015=100)

2) Recent two month and 2024 figures are preliminary.

3) Domestic demand=Government & public private

4) Private demand=Manufacturing + Non-manufacturing

Source : Statistics Korea.

14. 수요자 및 기종별 기계수주액(계속)<sup>1)2)</sup>

## Value of Machinery Orders Received by Consumers and Products (Cont'd)

단위: 10억 원

In billion won

|          | 기종별 수주액                 |                             |                              |                                   |                                 |                                 | By products               |                              |                                |  |
|----------|-------------------------|-----------------------------|------------------------------|-----------------------------------|---------------------------------|---------------------------------|---------------------------|------------------------------|--------------------------------|--|
|          | 특수산업용 기계                |                             |                              | 금속공작 · 가공기계                       |                                 |                                 | 일반산업용기계                   |                              |                                |  |
|          | 섬유용<br>Textile & sewing | 산업용로봇<br>Robot for industry | 기타<br>Others special purpose | Metal cutting & forming machinery | 금속공작<br>Metal cutting machinery | 금속가공<br>Metal forming machinery | General purpose machinery | 가열냉각장치<br>Freezing machinery | 펌프 및 압축기<br>Pump & compressors | 운반, 기타<br>Conveying elevators & others |
| 2019     | 0.0                     | 509.0                       | 4,974.0                      | 1,096.3                           | 904.6                           | 191.8                           | 2,904.1                   | 869.7                        | 821.9                          | 1,212.5                                |
| 2020     | 0.0                     | 615.1                       | 6,774.7                      | 677.9                             | 474.6                           | 203.3                           | 2,504.9                   | 810.5                        | 761.8                          | 932.6                                  |
| 2021     | 16.1                    | 638.3                       | 8,816.6                      | 1,052.3                           | 919.9                           | 132.5                           | 3,944.4                   | 1,222.3                      | 1,589.8                        | 1,132.3                                |
| 2022     | 23.2                    | 606.1                       | 9,679.1                      | 1,064.7                           | 947.0                           | 117.7                           | 3,915.2                   | 1,100.4                      | 1,730.2                        | 1,084.5                                |
| 2023     | 19.0                    | 710.0                       | 8,189.7                      | 1,062.1                           | 911.7                           | 150.5                           | 3,675.5                   | 982.5                        | 1,251.8                        | 1,441.2                                |
| 2024     | 5.0                     | 554.9                       | 8,412.0                      | 930.0                             | 778.9                           | 151.0                           | 3,282.2                   | 903.6                        | 1,189.2                        | 1,189.4                                |
| 2023. 12 | 0.5                     | 72.9                        | 1,013.8                      | 96.2                              | 66.1                            | 30.1                            | 331.6                     | 59.4                         | 154.0                          | 118.2                                  |
| 2024. 1  | 2.7                     | 37.4                        | 673.5                        | 79.4                              | 73.6                            | 5.8                             | 264.6                     | 75.0                         | 97.2                           | 92.4                                   |
| 2        | 0.0                     | 35.4                        | 576.7                        | 74.3                              | 69.9                            | 4.4                             | 219.1                     | 66.7                         | 73.6                           | 78.8                                   |
| 3        | 0.0                     | 46.5                        | 481.6                        | 83.7                              | 67.6                            | 16.1                            | 273.5                     | 92.4                         | 101.5                          | 79.6                                   |
| 4        | 0.3                     | 34.0                        | 654.6                        | 74.3                              | 69.4                            | 4.9                             | 229.8                     | 79.1                         | 69.3                           | 81.4                                   |
| 5        | 0.5                     | 50.3                        | 688.5                        | 97.1                              | 78.5                            | 18.7                            | 271.1                     | 78.1                         | 79.8                           | 113.2                                  |
| 6        | 1.3                     | 60.1                        | 733.8                        | 88.8                              | 66.8                            | 22.0                            | 269.2                     | 78.9                         | 96.0                           | 94.3                                   |
| 7        | 0.0                     | 38.4                        | 864.0                        | 75.1                              | 65.0                            | 10.2                            | 428.9                     | 92.5                         | 139.9                          | 196.5                                  |
| 8        | 0.0                     | 40.4                        | 491.6                        | 57.9                              | 50.8                            | 7.1                             | 280.6                     | 78.3                         | 124.0                          | 78.3                                   |
| 9        | 0.0                     | 41.7                        | 741.0                        | 74.3                              | 59.3                            | 15.0                            | 225.5                     | 47.8                         | 92.9                           | 84.8                                   |
| 10       | 0.0                     | 42.8                        | 657.3                        | 82.5                              | 71.1                            | 11.4                            | 273.5                     | 83.1                         | 107.5                          | 82.9                                   |
| 11       | 0.0                     | 45.7                        | 700.7                        | 72.7                              | 62.2                            | 10.6                            | 291.8                     | 64.9                         | 111.1                          | 115.8                                  |
| 12       | 0.2                     | 82.4                        | 1,148.6                      | 69.7                              | 45.0                            | 24.8                            | 254.5                     | 66.8                         | 96.3                           | 91.4                                   |

|          | 기종별 수주액   |   |                                 |   |                                    |         | By products                                |                                |   |
|----------|---|---|---------------------------------|---|------------------------------------|---------|--|--------------------------------|---|
|          | 사무자동<br>처리기계<br>Office<br>accounting,<br>computing<br>machinery | 통신기계<br>Communi-<br>cation<br>equipment | 전기기계<br>Electrical<br>machinery | 도로주행차량<br>Motor<br>vehicles                     |                                    |         | 기타수송용기계<br>Other<br>transport<br>equipment |                                | 의료·정밀<br>측정제어기기<br>Medical &<br>precise process<br>control<br>equipment |
|          |   |   |                                 | 화물·<br>특수목적차량<br>Truck<br>& special<br>vehicles | 기타수송차량<br>Others motor<br>vehicles |         |  | 철도·항공<br>Railway &<br>aircraft |   |
| 2019     | 318.2   | 1,013.1                                 | 2,729.4                         | 7,293.8   | 4,441.1                            | 2,852.8 | 739.8                                      | 739.8                          | 457.9   |
| 2020     | 450.8   | 726.6                                   | 2,752.8                         | 7,947.0   | 5,403.5                            | 2,543.5 | 489.5                                      | 489.5                          | 792.9   |
| 2021     | 588.1   | 958.7                                   | 3,240.1                         | 8,470.7   | 6,212.2                            | 2,258.5 | 1,116.0                                    | 1,116.0                        | 1,548.8   |
| 2022     | 612.9   | 1,069.2                                 | 3,206.8                         | 7,145.7   | 5,496.2                            | 1,649.5 | 494.0                                      | 494.0                          | 2,342.7   |
| 2023     | 723.5   | 822.3                                   | 3,432.4                         | 6,267.3   | 4,122.6                            | 2,144.6 | 1,974.7                                    | 1,974.7                        | 3,358.8   |
| 2024     | 370.4   | 840.4                                   | 4,543.3                         | 6,207.1   | 3,206.8                            | 3,000.3 | 2,846.3                                    | 2,846.3                        | 2,808.2   |
| 2023. 12 | 48.8  | 77.4                                    | 348.9                           | 373.4   | 161.1                              | 212.3   | 231.2                                      | 231.2                          | 259.9   |
| 2024. 1  | 42.3  | 79.0                                    | 328.6                           | 356.9   | 262.8                              | 94.1    | 287.0                                      | 287.0                          | 128.2   |
| 2        | 37.0  | 78.7                                    | 315.1                           | 703.4   | 189.7                              | 513.7   | 335.2                                      | 335.2                          | 150.8   |
| 3        | 38.8  | 83.0                                    | 254.8                           | 674.4   | 234.0                              | 440.4   | 741.0                                      | 741.0                          | 253.1   |
| 4        | 27.6  | 64.3                                    | 390.5                           | 479.4   | 313.5                              | 165.8   | 312.8                                      | 312.8                          | 178.3   |
| 5        | 32.4  | 55.1                                    | 330.9                           | 490.7   | 309.8                              | 180.9   | 166.7                                      | 166.7                          | 387.8   |
| 6        | 40.7  | 59.4                                    | 266.0                           | 547.2   | 338.5                              | 208.7   | 34.9                                       | 34.9                           | 214.5   |
| 7        | 28.9  | 52.5                                    | 505.6                           | 470.9   | 279.5                              | 191.4   | 697.7                                      | 697.7                          | 463.5   |
| 8        | 25.8  | 58.2                                    | 511.4                           | 522.6   | 269.1                              | 253.5   | 77.1                                       | 77.1                           | 232.8   |
| 9        | 23.2  | 79.8                                    | 444.7                           | 444.4   | 253.4                              | 191.0   | 24.6                                       | 24.6                           | 174.9   |
| 10       | 18.8  | 68.2                                    | 489.9                           | 543.2   | 274.7                              | 268.5   | 22.9                                       | 22.9                           | 223.9   |
| 11       | 24.7  | 94.6                                    | 415.4                           | 509.7   | 269.9                              | 239.8   | 54.3                                       | 54.3                           | 247.2   |
| 12       | 30.3  | 67.6                                    | 290.5                           | 464.4   | 212.0                              | 252.4   | 92.0                                       | 92.0                           | 153.2   |

# 15. 설비용기계류 생산지수(원지수)<sup>1)</sup> Product Index of Machinery for Equipment Investment (Original Index)

2020=100

|                          | 생 산        |                   | 출 하      |                   | 내 수      |                   | 수 출    |                   | 재 고 <sup>2)</sup> |
|--------------------------|------------|-------------------|----------|-------------------|----------|-------------------|--------|-------------------|-------------------|
|                          | Production | 선박제외              | Shipment | 선박제외              | Domestic | 선박제외              | Export | 선박제외              |                   |
|                          |            | Excluding vessels |          | Excluding vessels |          | Excluding vessels |        | Excluding vessels |                   |
| 가중치 Weight <sup>3)</sup> | 1,096.0    | 1,019.3           | 1,114.4  | 951.0             | 0.0      | 0.0               | 0.0    | 0.0               | 930.2             |
| 2017                     | 110.0      | 114.5             | 110.4    | 115.8             | 112.1    | 113.0             | 108.6  | 120.3             | 87.7              |
| 2018                     | 103.4      | 109.2             | 102.9    | 109.3             | 106.2    | 107.6             | 99.3   | 112.0             | 84.5              |
| 2019                     | 100.2      | 101.8             | 100.9    | 102.7             | 97.9     | 97.1              | 104.1  | 111.9             | 92.8              |
| 2020                     | 100.0      | 100.0             | 100.0    | 100.0             | 100.0    | 100.0             | 100.0  | 100.0             | 99.5              |
| 2021                     | 109.5      | 111.7             | 107.2    | 110.4             | 106.9    | 107.1             | 107.5  | 115.9             | 115.6             |
| 2022                     | 112.8      | 113.8             | 109.9    | 110.9             | 109.4    | 109.0             | 110.4  | 114.0             | 141.6             |
| 2023                     | 105.6      | 105.7             | 105.1    | 106.3             | 102.8    | 102.3             | 108.1  | 113.5             | 130.2             |
| 2024                     | 105.7      | 105.0             | 104.2    | 104.5             | 103.2    | 102.0             | 106.0  | 109.2             | 118.9             |
| 2022. 1                  | 101.7      | 102.2             | 100.8    | 99.8              | 97.9     | 97.1              | 104.2  | 104.4             | 117.2             |
| 2                        | 92.2       | 93.0              | 92.8     | 92.9              | 88.1     | 87.1              | 98.3   | 102.5             | 116.9             |
| 3                        | 111.4      | 112.3             | 112.3    | 112.6             | 110.9    | 110.1             | 114.0  | 116.6             | 109.6             |
| 4                        | 107.7      | 108.2             | 105.8    | 104.8             | 102.6    | 102.2             | 109.5  | 109.2             | 118.5             |
| 5                        | 114.0      | 114.6             | 110.8    | 110.4             | 109.1    | 108.3             | 112.7  | 113.7             | 119.1             |
| 6                        | 120.8      | 122.2             | 116.1    | 118.0             | 117.7    | 117.6             | 114.1  | 118.4             | 122.4             |
| 7                        | 110.9      | 111.7             | 107.8    | 108.8             | 104.3    | 103.9             | 111.7  | 116.9             | 125.8             |
| 8                        | 109.4      | 111.3             | 103.9    | 107.3             | 106.4    | 106.4             | 101.1  | 108.6             | 124.5             |
| 9                        | 112.9      | 114.8             | 107.6    | 110.9             | 108.4    | 108.5             | 106.6  | 114.9             | 128.3             |
| 10                       | 110.9      | 111.1             | 107.8    | 108.3             | 108.6    | 108.1             | 106.9  | 108.4             | 139.4             |
| 11                       | 124.5      | 125.0             | 118.4    | 119.2             | 118.1    | 118.4             | 118.8  | 120.3             | 152.3             |
| 12                       | 137.2      | 138.7             | 134.3    | 138.1             | 140.4    | 140.1             | 127.1  | 134.5             | 141.6             |
| 2023. 1                  | 91.1       | 90.1              | 89.4     | 87.7              | 84.0     | 83.7              | 96.0   | 94.3              | 142.9             |
| 2                        | 101.6      | 101.1             | 99.0     | 98.5              | 93.2     | 92.7              | 106.0  | 108.3             | 146.6             |
| 3                        | 114.9      | 115.6             | 112.8    | 114.7             | 107.3    | 107.7             | 119.6  | 126.6             | 143.7             |
| 4                        | 100.4      | 100.1             | 100.3    | 100.4             | 97.1     | 96.4              | 104.9  | 108.0             | 140.8             |
| 5                        | 106.7      | 107.0             | 105.7    | 106.9             | 103.7    | 102.8             | 108.5  | 114.5             | 140.0             |
| 6                        | 115.7      | 116.4             | 114.9    | 117.4             | 110.8    | 111.4             | 120.0  | 127.8             | 136.8             |
| 7                        | 98.4       | 98.0              | 98.0     | 98.0              | 94.4     | 93.5              | 102.4  | 105.9             | 141.6             |
| 8                        | 97.0       | 97.1              | 95.4     | 96.6              | 94.3     | 93.1              | 97.3   | 103.4             | 146.9             |
| 9                        | 106.7      | 107.7             | 111.4    | 115.1             | 107.9    | 107.2             | 116.1  | 129.1             | 134.1             |
| 10                       | 97.8       | 97.7              | 99.6     | 100.9             | 99.9     | 98.8              | 99.4   | 104.6             | 134.2             |
| 11                       | 111.3      | 111.0             | 111.3    | 111.9             | 111.4    | 110.1             | 111.6  | 115.5             | 136.2             |
| 12                       | 125.3      | 127.0             | 123.0    | 127.2             | 130.0    | 129.6             | 115.3  | 124.0             | 130.2             |
| 2024. 1                  | 96.8       | 96.3              | 93.4     | 94.4              | 94.7     | 93.6              | 91.9   | 95.4              | 135.8             |
| 2                        | 92.6       | 92.8              | 92.9     | 94.9              | 92.4     | 91.1              | 93.6   | 101.5             | 133.1             |
| 3                        | 108.5      | 109.2             | 107.8    | 111.7             | 106.5    | 105.3             | 109.6  | 123.2             | 130.7             |
| 4                        | 106.4      | 106.2             | 103.3    | 104.5             | 103.6    | 102.2             | 103.2  | 108.6             | 135.9             |
| 5                        | 103.9      | 103.2             | 102.4    | 102.6             | 102.8    | 100.9             | 102.6  | 106.1             | 140.3             |
| 6                        | 108.7      | 108.8             | 108.7    | 111.0             | 107.0    | 105.4             | 110.8  | 120.4             | 131.0             |
| 7                        | 103.5      | 101.7             | 103.5    | 101.6             | 102.1    | 99.9              | 105.7  | 104.9             | 130.0             |
| 8                        | 96.4       | 94.9              | 95.8     | 94.0              | 92.9     | 92.0              | 99.4   | 97.0              | 128.1             |
| 9                        | 107.2      | 106.7             | 106.5    | 106.9             | 104.2    | 103.5             | 109.7  | 113.3             | 121.5             |
| 10                       | 104.6      | 103.4             | 102.6    | 101.2             | 103.6    | 103.3             | 102.5  | 98.8              | 126.1             |
| 11                       | 111.4      | 109.6             | 108.4    | 105.8             | 105.0    | 104.6             | 113.3  | 108.6             | 126.3             |
| 12                       | 128.3      | 127.7             | 125.5    | 125.9             | 123.0    | 122.7             | 129.7  | 132.6             | 118.9             |

주: 1) 최근 2개월과 2024년 수치는 잠정치임

2) 재고는 기(월, 연)말 기준임

3) 가중치는 2024년 지수작성에 적용되는 가중치로, 이전 자료는 적용할 수 없음

자료: 통계청 경제동향통계심의관 산업동향과

Note: 1) Recent two month and 2024 figures are preliminary.

2) Inventory is calculated at the end of a given period (month or year).

3) Weights are applied only to the indices for 2024. In other words, weights can't be applied to the indices prior.

Source: Statistics Korea.



## IX. 건설/교통·물류

Construction / Transport and Traffic

|                        |     |
|------------------------|-----|
| 1. 발주자별 건설공사 수주액 ..... | 193 |
| 2. 건축물 건축허가 .....      | 194 |
| 3. 공종별 건설공사 수주액 .....  | 196 |
| 4. 해운화물수송 .....        | 197 |
| 5. 자동차 등록대수 .....      | 198 |
| 6. 항공화물수송 .....        | 202 |





## 주요 용어 해설 (Explanation of Terms)

### IX-1. 발주자(Orderer)

- 발주자라 함은 건설공사를 건설업자에게 도급하는 자를 말함. 다만, 수급인으로서 도급받은 건설공사를 하도급하는 자를 제외함

### IX-1. 건설공사(Construction order)

- 토목공사, 건축공사, 산업설비공사, 조경공사, 환경시설공사, 그 밖에 명칭에 관계없이 시설물을 설치·유지·보수하는공사(시설물을 설치하기 위한 부지조성공사를 포함) 및 기계설비나 그 밖의 구조물의 설치 및 해체공사 등을 말함. 다만, 다음 각 목의 어느 하나에 해당하는 공사는 포함하지 아니함
  - 「전기공사업법」에 따른 전기공사
  - 「정보통신공사업법」에 따른 정보통신공사
  - 「소방시설공사업법」에 따른 소방시설공사
  - 「문화재 수리 등에 관한 법률」에 따른 문화재 수리공사

### IX-1. 건설수주(Value of construction orders received)

- 발주자와 체결한 공사계약액과 직영공사 총공사비의 합계액

### IX-2. 건축물(Building construction)

- 건물, 구축물, 특수한 부대설비를 총칭. 토지에 정착하는 공작물 중 지붕과 기둥 또는 벽이 있는 것과 이에 부수되는 시설물, 지하·고가의 공작물에 설치하는 사무소·공연장·차고 등을 포함

### IX-2. 건축면적(Area)

- 건축물(지표면상 1m 이하의 부분을 제외) 외벽(외벽이 없는 경우에는 외곽부분의 기둥)의 중심선(처마, 차양, 쉼터레버, 기타 이와 유사한 것으로서 당해 중심선으로부터 수평거리 1m 이상 돌출 부분이 있는 경우에는 그 끝부분으로부터 1m 후퇴한 선)으로 둘러싸인 부분의 수평투영 면적

### IX-4. R/T(Revenue Ton)

- 화물의 운임 등에 적용되는 톤수

### IX-6. 항공화물(Airport cargo)

- (순)화물(Freight)과 우편(Mail)을 포함하는 개념으로, 항공기로 수송되고 항공화물서류에 의해 처리되는 물품



# 1. 발주자별 건설공사 수주액<sup>1)</sup>

## Value of Construction Orders Received by Type of Orderer

※ 건설공사 수주액 자료는 국토교통부장관 일반건설업 등록업체(1995년  
부터 최근년 '건설업조사'에 근거해서 총기성액의 54%에 해당하는  
기성액 순위 상위업체로 매년 변화 가능)의 국내건설공사 수주액  
집계 결과치임

The objects of this survey are the top-ranked construction companies  
(registered with the Ministry of Land, Infrastructure and Transport) on  
the results of the latest Construction Completed Survey, which represent  
54% of the total value of production in the construction sector.

단위: 100만 원

In million won

|          | 총 액          | 공 공        |                       |                        |   |   | 민 간         |               |                            |                                   |                                   |
|----------|--------------|------------|-----------------------|------------------------|---|---|-------------|---------------|----------------------------|-----------------------------------|-----------------------------------|
|          |              | Public     | 정 부                   | 지방자치<br>단체             | 공기업   | 기 타                                     | Private     | 제 조 업         |                            |                                   |                                   |
|          |              |            | Central<br>government | Local<br>government    | Public<br>corporation   | Others                                  |             | Manufacturing | 음식료품<br>Food &<br>beverage | 섬유 · 의복<br>Textiles &<br>clothing | 석유화학<br>Petrochemical<br>products |
|          | Total        |            |                       |                        |   |   |             |               |                            |                                   |                                   |
| 2020     | 179,866,053  | 35,493,214 | 3,602,804             | 8,202,944              | 20,096,264  | 3,591,202                               | 140,880,870 | 21,898,209    | 866,627                    | 428,205                           | 5,755,402                         |
| 2021     | 196,447,736  | 34,206,042 | 4,511,275             | 10,460,121             | 14,402,355  | 4,832,291                               | 159,465,620 | 25,956,854    | 664,933                    | 137,536                           | 5,815,984                         |
| 2022     | 216,036,034  | 36,618,653 | 3,742,986             | 10,623,336             | 16,867,505  | 5,384,826                               | 176,520,141 | 33,076,996    | 1,060,649                  | 156,729                           | 6,707,085                         |
| 2023     | 176,050,150  | 44,361,972 | 3,710,188             | 11,283,793             | 19,253,851  | 10,114,140                              | 125,685,699 | 38,419,983    | 821,876                    | 109,049                           | 11,659,840                        |
| 2024     | 188,712,164  | 50,060,611 | 4,403,560             | 10,964,423             | 25,878,555  | 8,814,073                               | 134,063,588 | 40,899,469    | 551,267                    | 53,959                            | 7,826,939                         |
| 2023. 12 | 33,593,356   | 18,395,300 | 705,725               | 3,333,607              | 9,151,544   | 5,204,424                               | 14,832,105  | 3,924,878     | 33,703                     | 2,231                             | 773,614                           |
| 2024. 1  | 11,209,589   | 2,341,925  | 103,751               | 592,129                | 1,361,003   | 285,042                                 | 8,797,434   | 2,462,820     | 12,513                     | 5,929                             | 159,186                           |
| 2        | 10,754,466   | 2,757,924  | 134,681               | 407,014                | 1,792,809   | 423,420                                 | 7,903,683   | 1,838,160     | 85,188                     | 1,910                             | 413,919                           |
| 3        | 12,956,122   | 3,560,656  | 240,063               | 643,632                | 1,885,940   | 791,021                                 | 9,256,703   | 2,216,745     | 7,314                      | 114                               | 439,750                           |
| 4        | 14,452,772   | 2,917,960  | 558,913               | 531,156                | 981,332   | 846,559                                 | 11,476,655  | 3,113,867     | 36,022                     | 560                               | 1,393,235                         |
| 5        | 12,710,932   | 2,400,855  | 204,345               | 799,090                | 1,065,164   | 332,256                                 | 9,758,503   | 3,454,940     | 5,872                      | 3,098                             | 353,197                           |
| 6        | 24,219,700   | 6,185,019  | 1,002,976             | 1,245,775              | 1,151,988   | 2,784,280                               | 16,325,973  | 5,336,454     | 7,354                      | 10,625                            | 190,043                           |
| 7        | 14,341,510   | 2,782,514  | 605,308               | 757,906                | 1,141,725   | 277,575                                 | 11,527,525  | 5,264,560     | 85,417                     | 3,175                             | 461,816                           |
| 8        | 10,386,756   | 1,331,790  | 65,209                | 570,694                | 541,029   | 154,868                                 | 8,039,453   | 2,734,339     | 138,292                    | 18,985                            | 1,297,724                         |
| 9        | 15,727,778   | 3,661,368  | 117,982               | 668,634                | 1,619,500   | 1,255,252                               | 11,616,243  | 3,910,378     | 30,547                     | 352                               | 310,279                           |
| 10       | 15,607,314   | 3,836,369  | 160,947               | 1,100,994              | 2,368,653   | 205,775                                 | 11,375,517  | 2,814,429     | 72,027                     | 40                                | 968,335                           |
| 11       | 21,471,945   | 9,514,306  | 741,940               | 932,597                | 7,659,374   | 180,395                                 | 11,935,384  | 2,188,909     | 39,326                     | 9,171                             | 926,756                           |
| 12       | 24,873,280   | 8,769,925  | 467,445               | 2,714,812              | 4,310,038   | 1,277,630                               | 16,050,515  | 5,563,868     | 31,395                     | 0                                 | 912,699                           |
|          |              |            |                       |                        |   |   |             |               |                            |                                   |                                   |
|          | Private      |            |                       |                        |   |   |             |               |                            | 국내<br>외국기관                        | 민 자                               |
|          |              |            |                       | 비제조업                   |   |   |             |               |                            |                                   |                                   |
|          | 1차금속         | 기계장치       | 기 타                   | Non-manu-<br>facturing | 운수 · 통신<br>Transportat-<br>ion storage<br>&<br>communication<br>service | 금융 ·<br>보험서비스<br>Finance &<br>insurance | 부동산         | 건설업           | 기 타 2)                     | Foreign<br>org.<br>in Korea       | Private<br>investment             |
|          | Basic metals | Machinery  | Others                |                        |   |   |             | Real estate   | Const-<br>ruction          |                                   |                                   |
| 2020     | 1,760,832    | 11,876,080 | 1,211,063             | 118,982,661            | 1,515,323   | 8,104,031                               | 101,149,804 | 7,397,380     | 816,123                    | 40,290                            | 3,451,679                         |
| 2021     | 1,316,692    | 17,234,989 | 786,720               | 133,508,766            | 3,230,218   | 10,089,439                              | 106,532,646 | 10,823,503    | 2,832,960                  | 99,711                            | 2,676,363                         |
| 2022     | 2,959,909    | 21,010,709 | 1,181,915             | 143,443,145            | 3,112,566   | 13,938,658                              | 112,265,069 | 11,139,993    | 2,986,859                  | 421,438                           | 2,475,802                         |
| 2023     | 2,381,179    | 22,029,303 | 1,418,736             | 87,265,716             | 1,374,939   | 8,040,588                               | 67,802,372  | 7,373,281     | 2,674,536                  | 451,066                           | 5,551,413                         |
| 2024     | 2,214,566    | 29,275,307 | 977,431               | 93,164,119             | 1,697,324   | 10,316,118                              | 72,873,099  | 6,504,162     | 1,773,416                  | 171,188                           | 4,416,777                         |
| 2023. 12 | 347,510      | 2,640,048  | 127,772               | 10,907,227             | 8,051   | 834,813                                 | 9,259,812   | 143,634       | 660,917                    | 323,842                           | 42,109                            |
| 2024. 1  | 118,391      | 1,925,082  | 241,719               | 6,334,614              | 36,130  | 497,482                                 | 5,274,407   | 500,252       | 26,343                     | 1,842                             | 68,388                            |
| 2        | 386,414      | 936,013    | 14,716                | 6,065,523              | 992,066   | 614,021                                 | 3,897,509   | 300,709       | 261,218                    | 100                               | 92,759                            |
| 3        | 742,068      | 1,015,888  | 11,611                | 7,039,958              | 56,496  | 1,071,633                               | 5,440,206   | 438,039       | 33,584                     | 3,139                             | 135,624                           |
| 4        | 104,069      | 1,562,748  | 17,233                | 8,362,788              | 147,431   | 983,992                                 | 6,948,571   | 193,237       | 89,557                     | 13,151                            | 45,006                            |
| 5        | 91,607       | 2,760,655  | 240,511               | 6,303,563              | 61,448  | 702,936                                 | 4,625,402   | 665,307       | 248,470                    | 3,716                             | 547,858                           |
| 6        | 73,164       | 5,016,428  | 38,840                | 10,989,519             | 106,899   | 1,507,437                               | 8,764,136   | 450,357       | 160,690                    | 95,654                            | 1,613,054                         |
| 7        | 42,538       | 4,665,781  | 5,833                 | 6,262,965              | 32,265  | 1,380,671                               | 4,408,087   | 391,745       | 50,197                     | 1,020                             | 30,451                            |
| 8        | 281,736      | 837,689    | 159,913               | 5,305,114              | 27,681  | 667,193                                 | 4,428,485   | 113,283       | 68,472                     | 25,041                            | 990,472                           |
| 9        | 68,791       | 3,485,636  | 14,773                | 7,705,865              | 21,494  | 289,764                                 | 7,141,264   | 88,642        | 164,701                    | 27,225                            | 422,942                           |
| 10       | 99,738       | 1,630,842  | 43,447                | 8,561,088              | 85,857  | 1,267,386                               | 6,911,843   | 268,992       | 27,010                     | 137                               | 395,291                           |
| 11       | 93,945       | 953,700    | 166,011               | 9,746,475              | 50,142  | 401,834                                 | 6,105,374   | 2,588,047     | 601,078                    | 58                                | 22,197                            |
| 12       | 112,105      | 4,484,845  | 22,824                | 10,486,647             | 79,415  | 931,769                                 | 8,927,815   | 505,552       | 42,096                     | 105                               | 52,735                            |

주: 1) 최근 2개월은 잠정치임

Note: 1) Recent two month data are preliminary.

2) 광업포함

2) Including mining

자료: 통계청 경제동향통계심의관 산업동향과

Source: Statistics Korea.

2. 건축물 건축허가<sup>1)</sup>

※ 증축, 재축, 개축, 이전, 대수선, 용도변경을 포함

|                  | 자 재 별By building material |                               |            |           |           |              |                               |            |           |           |
|------------------|---------------------------|-------------------------------|------------|-----------|-----------|--------------|-------------------------------|------------|-----------|-----------|
|                  | 동 수                       |                               |            |           |           | 연면적 (1,000㎡) |                               |            |           |           |
|                  | Number of building        | 철근 및 철골조Iron bar & iron frame | 조적조Masonry | 목 조Wooden | 기 타Others | Floor area   | 철근 및 철골조Iron bar & iron frame | 조적조Masonry | 목 조Wooden | 기 타Others |
| 합 계              |                           |                               |            |           | Total     |              |                               |            |           |           |
| 2017             | 263,683                   | 232,787                       | 12,420     | 17,231    | 1,245     | 171,875      | 169,148                       | 924        | 1,565     | 239       |
| 2018             | 270,811                   | 245,375                       | 9,246      | 12,750    | 3,440     | 160,964      | 158,573                       | 686        | 1,167     | 538       |
| 2019             | 237,034                   | 212,577                       | 8,377      | 11,549    | 4,531     | 144,293      | 142,120                       | 563        | 1,039     | 571       |
| 2020             | 223,389                   | 198,538                       | 8,249      | 12,016    | 4,586     | 147,310      | 145,112                       | 639        | 1,059     | 500       |
| 2021             | 232,431                   | 206,482                       | 8,640      | 12,845    | 4,464     | 173,206      | 170,680                       | 782        | 1,193     | 551       |
| 2022             | 201,315                   | 178,827                       | 6,904      | 11,480    | 4,104     | 181,474      | 179,322                       | 660        | 1,024     | 467       |
| 2023             | 150,469                   | 133,801                       | 5,109      | 8,301     | 3,258     | 135,080      | 133,782                       | 409        | 666       | 223       |
| 2023. 12         | 12,007                    | 10,667                        | 416        | 662       | 262       | 12,653       | 12,542                        | 31         | 50        | 30        |
| 2024. 1          | 10,431                    | 9,408                         | 329        | 469       | 225       | 10,779       | 10,702                        | 27         | 40        | 11        |
| 2                | 9,501                     | 8,570                         | 302        | 451       | 178       | 8,351        | 8,179                         | 24         | 41        | 106       |
| 3                | 11,406                    | 10,246                        | 395        | 561       | 204       | 10,380       | 10,251                        | 26         | 47        | 56        |
| 4                | 12,432                    | 10,944                        | 448        | 744       | 296       | 10,784       | 10,669                        | 33         | 58        | 24        |
| 5                | 12,780                    | 11,214                        | 475        | 743       | 348       | 9,234        | 9,119                         | 36         | 60        | 18        |
| 6                | 10,949                    | 9,689                         | 428        | 641       | 191       | 9,046        | 8,929                         | 34         | 59        | 24        |
| 7                | 11,775                    | 10,455                        | 494        | 558       | 268       | 8,563        | 8,472                         | 35         | 45        | 11        |
| 8                | 10,430                    | 9,319                         | 318        | 565       | 228       | 11,116       | 11,033                        | 25         | 47        | 11        |
| 9                | 9,223                     | 8,120                         | 320        | 605       | 178       | 12,389       | 12,274                        | 27         | 53        | 35        |
| 10               | 10,836                    | 9,526                         | 451        | 625       | 234       | 9,105        | 8,988                         | 32         | 49        | 36        |
| 11               | 11,342                    | 9,911                         | 427        | 685       | 319       | 9,889        | 9,624                         | 34         | 54        | 177       |
| 12               | 11,922                    | 10,544                        | 345        | 686       | 347       | 16,254       | 15,966                        | 27         | 50        | 212       |
| 시 도 별By Province |                           |                               |            |           |           |              |                               |            |           |           |
| 서울 Seoul         | 949                       | 780                           | 45         | 19        | 105       | 2,873        | 2,664                         | 7          | 2         | 200       |
| 부산 Busan         | 331                       | 305                           | 19         | 6         | 1         | 1,354        | 1,351                         | 2          | 1         | 0         |
| 대구 Daegu         | 202                       | 155                           | 38         | 4         | 5         | 116          | 113                           | 3          | 0         | 0         |
| 인천 Incheon       | 380                       | 344                           | 7          | 22        | 7         | 1,452        | 1,450                         | 1          | 2         | 0         |
| 광주 Gwangju       | 107                       | 93                            | 3          | 4         | 7         | 78           | 77                            | 0          | 0         | 0         |
| 대전 Daejeon       | 151                       | 136                           | 12         | 1         | 2         | 446          | 445                           | 1          | 0         | 0         |
| 울산 Ulsan         | 155                       | 149                           | 1          | 4         | 1         | 126          | 125                           | 0          | 0         | 0         |
| 세종 Sejong        | 41                        | 39                            | -          | 1         | 1         | 37           | 36                            | -          | 0         | 0         |
| 경기 Gyeonggi      | 3,127                     | 2,864                         | 36         | 179       | 48        | 5,234        | 5,211                         | 5          | 14        | 4         |
| 강원 Gangwon       | 760                       | 612                           | 34         | 81        | 33        | 354          | 344                           | 1          | 6         | 2         |
| 충북 Chungbuk      | 733                       | 700                           | 5          | 15        | 13        | 1,048        | 1,046                         | 1          | 1         | 1         |
| 충남 Chungnam      | 1,035                     | 905                           | 18         | 101       | 11        | 1,026        | 1,017                         | 0          | 9         | 0         |
| 전북 Jeonbuk       | 560                       | 481                           | 9          | 56        | 14        | 448          | 443                           | 0          | 4         | 1         |
| 전남 Jeonnam       | 807                       | 696                           | 29         | 52        | 30        | 348          | 342                           | 2          | 4         | 1         |
| 경북 Gyeongbuk     | 1,074                     | 954                           | 17         | 74        | 29        | 452          | 444                           | 1          | 6         | 1         |
| 경남 Gyeongnam     | 970                       | 889                           | 29         | 29        | 23        | 743          | 742                           | 2          | -2        | 1         |
| 제주 Jeju          | 540                       | 442                           | 43         | 38        | 17        | 121          | 116                           | 2          | 2         | 1         |

주: 1) 보금자리 물량을 제외한 자료임  
자료: 국토교통부 국토도시실 건축정책관 건축정책과

## 2. Permits Authorized for Building Construction <sup>1)</sup>

※ Includes extention, reconstruction, relocation and major repair.

| 용 도 별              |             |            |            |                        |        | By use       |             |            |            |                        |        |          |
|--------------------|-------------|------------|------------|------------------------|--------|--------------|-------------|------------|------------|------------------------|--------|----------|
| 동 수                |             |            |            |                        |        | 연면적 (1,000㎡) |             |            |            |                        |        |          |
| Number of building | 주거용         | 상업용        | 공업용        | 교육 및 사회용               | 기 타    |              | 주거용         | 상업용        | 공업용        | 교육 및 사회용               | 기 타    |          |
|                    | Residential | Commercial | Industrial | Educational and social | Others | Floor area   | Residential | Commercial | Industrial | Educational and social | Others |          |
| 합 계                |             |            |            |                        |        |              |             |            |            |                        |        |          |
| 263,683            | 116,358     | 72,870     | 17,620     | 8,484                  | 48,351 | 171,875      | 70,255      | 48,226     | 16,377     | 8,988                  | 28,029 | 2017     |
| 270,811            | 98,611      | 73,012     | 16,592     | 8,741                  | 73,855 | 160,964      | 57,325      | 44,755     | 16,247     | 8,671                  | 33,967 | 2018     |
| 237,034            | 74,424      | 67,084     | 14,248     | 8,932                  | 72,346 | 144,293      | 46,242      | 38,260     | 16,372     | 9,856                  | 33,564 | 2019     |
| 223,389            | 72,565      | 71,519     | 15,317     | 8,741                  | 55,247 | 147,310      | 46,062      | 41,558     | 16,982     | 9,479                  | 33,229 | 2020     |
| 232,431            | 82,866      | 85,124     | 15,915     | 8,527                  | 39,999 | 173,206      | 57,576      | 49,016     | 17,322     | 10,801                 | 38,491 | 2021     |
| 201,315            | 70,869      | 78,802     | 13,990     | 7,534                  | 30,120 | 181,474      | 64,510      | 47,058     | 18,801     | 9,565                  | 41,540 | 2022     |
| 150,469            | 49,168      | 59,269     | 11,509     | 6,454                  | 24,069 | 135,080      | 44,748      | 33,521     | 15,469     | 8,458                  | 32,885 | 2023     |
| 12,007             | 3,626       | 4,713      | 970        | 635                    | 2,063  | 12,653       | 4,047       | 3,183      | 1,281      | 955                    | 3,187  | 12. 2023 |
| 10,431             | 3,107       | 4,302      | 852        | 461                    | 1,709  | 10,779       | 3,556       | 3,690      | 811        | 596                    | 2,126  | 1. 2024  |
| 9,501              | 2,839       | 4,016      | 804        | 452                    | 1,390  | 8,351        | 2,811       | 1,889      | 1,062      | 469                    | 2,120  | 2        |
| 11,406             | 3,578       | 4,559      | 973        | 473                    | 1,823  | 10,380       | 3,985       | 2,163      | 1,002      | 449                    | 2,780  | 3        |
| 12,432             | 3,979       | 4,757      | 1,073      | 591                    | 2,032  | 10,784       | 3,513       | 2,533      | 1,087      | 676                    | 2,975  | 4        |
| 12,780             | 4,175       | 5,106      | 991        | 583                    | 1,925  | 9,234        | 3,492       | 1,957      | 1,488      | 638                    | 1,659  | 5        |
| 10,949             | 3,468       | 4,237      | 983        | 537                    | 1,724  | 9,046        | 2,887       | 2,775      | 876        | 577                    | 1,931  | 6        |
| 11,775             | 3,441       | 5,101      | 994        | 528                    | 1,711  | 8,563        | 2,682       | 2,463      | 1,115      | 480                    | 1,823  | 7        |
| 10,430             | 3,305       | 4,098      | 838        | 532                    | 1,657  | 11,116       | 3,568       | 2,264      | 2,415      | 789                    | 2,079  | 8        |
| 9,223              | 2,736       | 3,591      | 808        | 503                    | 1,585  | 12,389       | 2,567       | 6,473      | 892        | 771                    | 1,685  | 9        |
| 10,836             | 3,309       | 4,397      | 905        | 556                    | 1,669  | 9,105        | 2,949       | 2,019      | 823        | 833                    | 2,481  | 10       |
| 11,342             | 3,479       | 4,544      | 908        | 560                    | 1,851  | 9,889        | 3,887       | 2,010      | 1,214      | 744                    | 2,034  | 11       |
| 11,922             | 3,747       | 4,559      | 865        | 609                    | 2,142  | 16,254       | 6,964       | 2,574      | 1,247      | 1,213                  | 4,257  | 12       |

Note: 1) Excludes bogeumjari.

Source: Ministry of Land, Infrastructure and Transport.

### 3. 공종별 건설공사 수주액<sup>1)</sup>

#### Value of Construction Orders Received by Type of Construction

※ 건설공사 수주액 자료는 국토교통부장관 일반건설업 등록업체(1995년  
부터 최근년 '건설업조사'에 근거해서 총기성액의 54%에 해당하는  
기성액 순위 상위업체로 매년 변화 가능)의 국내건설공사 수주액  
집계 결과치임

※ The objects of this survey are the top-ranked construction companies  
(registered with the Ministry of Land, Infrastructure and Transport) on  
the results of the latest Construction Completed Survey, which represent  
54% of the total value of production in the construction sector.

단위: 100만 원

In million won

|                   | 총 액                | 건 축             |                           |  |                  |           |                           | 토 목  |                                   |         |
|-------------------|--------------------|-----------------|---------------------------|--|------------------|-----------|---------------------------|--|-----------------------------------|---------|
|                   |                    | 주 택             | 사무실, 점포                   | 공장, 창고                                   | 관공서 등            | 기 타       | Civil engineering         | 치산, 치수<br>Forestry conservancy & water control | 농림, 수산<br>Agriculture & fisheries |         |
|                   |                    |                 |                           |  |                  |           |                           |  |                                   |         |
| Total             | Building           | Dwellings       | Offices & stores          | Factory & storage                        | Public offices   | Others    |                           |  |                                   |         |
| 2020              | 179,866,053        | 143,652,277     | 94,451,752                | 21,395,688                               | 19,102,632       | 5,665,362 | 3,036,843                 | 36,213,776                                     | 867,726                           | 395,815 |
| 2021              | 196,447,736        | 154,293,730     | 88,022,003                | 28,881,579                               | 26,409,966       | 7,404,770 | 3,575,412                 | 42,154,006                                     | 1,083,418                         | 642,395 |
| 2022              | 216,036,034        | 167,739,895     | 95,369,774                | 28,141,270                               | 33,367,009       | 7,804,446 | 3,057,396                 | 48,296,139                                     | 1,300,624                         | 404,246 |
| 2023              | 176,050,150        | 116,806,013     | 66,337,708                | 17,416,511                               | 21,563,104       | 8,846,305 | 2,642,385                 | 59,244,137                                     | 1,441,003                         | 347,329 |
| 2024              | 188,712,164        | 130,574,146     | 82,269,802                | 12,933,751                               | 24,997,142       | 7,943,019 | 2,430,432                 | 58,138,018                                     | 1,893,150                         | 319,677 |
| 2023. 12          | 33,593,356         | 16,425,440      | 9,863,148                 | 2,246,244                                | 2,619,913        | 1,421,852 | 274,283                   | 17,167,916                                     | 370,850                           | 78,656  |
| 2024. 1           | 11,209,589         | 7,277,438       | 5,349,881                 | 343,647                                  | 823,915          | 595,351   | 164,644                   | 3,932,151                                      | 167,461                           | 47,550  |
|                   | 10,754,466         | 8,123,980       | 4,622,378                 | 607,276                                  | 2,303,896        | 449,128   | 141,302                   | 2,630,486                                      | 109,122                           | 60,010  |
|                   | 12,956,122         | 7,941,439       | 4,925,888                 | 1,136,620                                | 794,930          | 717,756   | 366,245                   | 5,014,683                                      | 84,674                            | 10,542  |
| 4                 | 14,452,772         | 10,307,770      | 6,304,006                 | 1,011,882                                | 2,315,173        | 443,905   | 232,804                   | 4,145,002                                      | 260,145                           | 6,875   |
|                   | 12,710,932         | 8,566,536       | 5,391,572                 | 1,095,886                                | 1,517,447        | 461,268   | 100,363                   | 4,144,396                                      | 112,307                           | 9,831   |
|                   | 24,219,700         | 14,711,865      | 8,509,483                 | 2,052,892                                | 3,193,220        | 713,745   | 242,525                   | 9,507,835                                      | 287,525                           | 9,166   |
| 7                 | 14,341,510         | 8,715,184       | 4,318,506                 | 977,890                                  | 2,368,003        | 974,707   | 76,078                    | 5,626,326                                      | 138,592                           | 25,294  |
| 8                 | 10,386,756         | 7,575,230       | 3,613,094                 | 1,019,000                                | 2,412,059        | 420,136   | 110,941                   | 2,811,526                                      | 141,507                           | 10,702  |
| 9                 | 15,727,778         | 12,563,571      | 7,345,832                 | 795,254                                  | 3,724,709        | 612,610   | 85,166                    | 3,164,207                                      | 50,713                            | 20,694  |
| 10                | 15,607,314         | 11,128,755      | 7,841,517                 | 1,029,893                                | 1,537,273        | 631,475   | 88,597                    | 4,478,559                                      | 103,183                           | 16,068  |
|                   | 21,471,945         | 17,494,577      | 13,269,484                | 1,335,512                                | 1,567,103        | 892,957   | 429,521                   | 3,977,368                                      | 184,274                           | 22,793  |
|                   | 24,873,280         | 16,167,801      | 10,778,161                | 1,527,999                                | 2,439,414        | 1,029,981 | 392,246                   | 8,705,479                                      | 253,647                           | 80,152  |
| Civil engineering |                    |                 |                           |  |                  |           |                           |  |                                   |         |
| 도로, 교량            | 항만, 공항             | 철도, 궤도          | 상·하수도                     | 발전, 통신                                   | 토지조성             | 댐         | 기계설치                      | 조경공사   | 기 타                               |         |
| Roads & bridges   | Harbors & airports | Railway & track | Water supply and sewerage | Generation & transmission of electricity | Land development | Dams      | Installation of machinery | Landscaping                                    | Others                            |         |
| 2020              | 5,748,400          | 1,444,206       | 2,727,613                 | 1,712,828                                | 5,709,308        | 4,233,475 | 19,696                    | 12,330,027                                     | 867,014                           | 157,668 |
| 2021              | 7,679,228          | 2,161,957       | 3,778,188                 | 2,052,937                                | 6,266,078        | 5,785,905 | 134,553                   | 11,397,072                                     | 1,055,685                         | 116,590 |
| 2022              | 5,654,152          | 1,767,126       | 3,956,373                 | 2,559,472                                | 5,595,495        | 6,549,673 | 13,965                    | 18,357,608                                     | 2,025,803                         | 111,602 |
| 2023              | 10,015,318         | 1,103,837       | 11,499,807                | 2,426,565                                | 8,429,115        | 4,722,203 | 154,619                   | 17,943,232                                     | 1,087,242                         | 73,867  |
| 2024              | 8,166,307          | 2,007,639       | 9,455,116                 | 2,403,909                                | 7,538,488        | 5,453,131 | 349,228                   | 18,911,673                                     | 1,398,830                         | 240,870 |
| 2023. 12          | 3,517,065          | 174,806         | 5,561,125                 | 670,952                                  | 4,455,266        | 793,719   | 17,640                    | 1,362,652                                      | 148,468                           | 16,717  |
| 2024. 1           | 421,939            | 61,039          | 184,159                   | 165,019                                  | 582,246          | 812,522   | 0                         | 1,399,451                                      | 89,367                            | 1,398   |
|                   | 250,677            | 30,599          | 184,963                   | 121,442                                  | 199,700          | 591,857   | 0                         | 972,721  | 109,362                           | 33      |
|                   | 434,860            | 111,658         | 641,862                   | 263,735                                  | 848,761          | 655,421   | 224,303                   | 1,666,404                                      | 71,617                            | 846     |
| 4                 | 269,830            | 253,661         | 762,845                   | 157,019                                  | 358,028          | 393,049   | 0                         | 1,643,648                                      | 33,166                            | 6,736   |
| 5                 | 779,750            | 159,834         | 79,018                    | 175,620                                  | 991,287          | 489,678   | 99                        | 1,287,087                                      | 57,474                            | 2,411   |
| 6                 | 504,517            | 617,169         | 4,211,966                 | 243,016                                  | 324,183          | 653,899   | 1,097                     | 2,412,994                                      | 117,078                           | 125,225 |
| 7                 | 464,532            | 146,584         | 12,769                    | 151,026                                  | 847,028          | 261,090   | 0                         | 3,443,411                                      | 118,163                           | 17,837  |
| 8                 | 1,045,889          | 77,384          | 164,741                   | 86,755                                   | 313,670          | 220,237   | 544                       | 633,955  | 88,889                            | 27,253  |
| 9                 | 416,038            | 30,152          | 1,282,416                 | 117,949                                  | 462,094          | 164,841   | 118,523                   | 393,076  | 80,321                            | 27,390  |
| 10                | 651,380            | 31,174          | 643,289                   | 169,485                                  | 838,239          | 446,376   | 1,079                     | 1,501,297                                      | 74,079                            | 2,910   |
| 11                | 832,348            | 327,272         | 161,465                   | 151,059                                  | 1,320,571        | 278,370   | 47                        | 371,733  | 316,628                           | 10,808  |
| 12                | 2,094,547          | 161,113         | 1,125,623                 | 601,784                                  | 452,681          | 485,791   | 3,536                     | 3,185,896                                      | 242,686                           | 18,023  |

주: 1) 최근 2개월은 잠정치임

자료: 통계청 경제동향통계심의관 산업동향과

Note: 1) Recent two month data are preliminary.

Source: Statistics Korea.

## 4. 해운화물수송<sup>1)</sup>

### Marine Freight Transportation

※ 연안화물 포함, 여객선 화물 제외  
단위: 1,000R/T

※ Including coastwise vessels, excluding passenger vessels  
In thousand R/T

|          | 총 계       | 양곡     | 유류 <sup>2)</sup> | 시멘트    | 유연탄             | 목재 <sup>3)</sup> | 철광석      | 철강 <sup>4)</sup> | 기타      |
|----------|-----------|--------|------------------|--------|-----------------|------------------|----------|------------------|---------|
|          | Total     | Cereal | Oil              | Cement | Bituminous coal | Lumber           | Iron ore | Iron material    | Others  |
| 입 항      |           |        |                  |        |                 |                  |          |                  |         |
| Unloaded |           |        |                  |        |                 |                  |          |                  |         |
| 2018     | 1,024,881 | 11,123 | 249,865          | 16,810 | 144,676         | 22,932           | 79,130   | 50,469           | 449,876 |
| 2019     | 1,035,254 | 10,615 | 250,354          | 16,776 | 137,434         | 23,261           | 79,945   | 55,585           | 461,284 |
| 2020     | 955,954   | 10,509 | 234,029          | 15,934 | 119,925         | 18,429           | 74,949   | 47,396           | 434,783 |
| 2021     | 1,005,907 | 11,404 | 233,920          | 17,195 | 124,388         | 20,672           | 79,555   | 48,091           | 470,682 |
| 2022     | 989,277   | 11,666 | 237,597          | 18,314 | 121,324         | 19,181           | 71,043   | 47,922           | 462,230 |
| 2023     | 980,328   | 10,697 | 237,303          | 19,391 | 119,954         | 18,978           | 71,000   | 52,023           | 450,982 |
| 2024     | 998,845   | 11,512 | 239,611          | 17,227 | 114,528         | 19,724           | 73,761   | 53,226           | 469,256 |
| 2023. 12 | 85,159    | 748    | 20,216           | 1,605  | 10,664          | 1,538            | 5,574    | 3,950            | 40,864  |
| 2024. 1  | 90,630    | 1,133  | 22,453           | 1,448  | 11,052          | 1,500            | 7,113    | 4,817            | 41,114  |
| 2        | 75,576    | 848    | 18,010           | 1,138  | 10,109          | 1,456            | 5,652    | 3,640            | 34,723  |
| 3        | 84,404    | 958    | 21,539           | 1,714  | 9,381           | 1,671            | 5,507    | 4,560            | 39,074  |
| 4        | 84,535    | 1,026  | 19,872           | 1,635  | 8,413           | 1,767            | 6,355    | 4,595            | 40,872  |
| 5        | 82,865    | 957    | 19,951           | 1,575  | 8,021           | 1,735            | 5,499    | 5,080            | 40,047  |
| 6        | 81,411    | 926    | 18,904           | 1,531  | 8,899           | 1,671            | 6,177    | 4,617            | 38,686  |
| 7        | 83,034    | 884    | 19,626           | 1,227  | 10,417          | 1,577            | 6,243    | 4,248            | 38,812  |
| 8        | 85,635    | 761    | 21,488           | 1,240  | 11,254          | 1,770            | 5,954    | 4,200            | 38,968  |
| 9        | 80,241    | 972    | 20,316           | 1,235  | 9,507           | 1,537            | 6,215    | 4,138            | 36,321  |
| 10       | 84,556    | 1,087  | 19,125           | 1,395  | 8,946           | 1,677            | 6,843    | 4,582            | 40,901  |
| 11       | 81,269    | 1,018  | 19,937           | 1,517  | 8,609           | 1,550            | 6,140    | 4,350            | 38,148  |
| 12       | 84,688    | 942    | 18,389           | 1,571  | 9,921           | 1,813            | 6,063    | 4,399            | 41,590  |
| 출 항      |           |        |                  |        |                 |                  |          |                  |         |
| Loaded   |           |        |                  |        |                 |                  |          |                  |         |
| 2018     | 599,774   | 789    | 120,011          | 21,821 | 523             | 9,517            | 632      | 53,121           | 393,360 |
| 2019     | 608,712   | 535    | 128,057          | 23,082 | 1,211           | 10,049           | 321      | 56,641           | 388,816 |
| 2020     | 543,299   | 593    | 118,182          | 21,088 | 1,043           | 8,859            | 605      | 53,364           | 339,565 |
| 2021     | 576,918   | 864    | 120,012          | 21,456 | 2,919           | 9,639            | 483      | 52,090           | 369,455 |
| 2022     | 562,430   | 692    | 119,389          | 20,655 | 2,823           | 8,201            | 519      | 52,127           | 358,024 |
| 2023     | 570,805   | 695    | 121,995          | 21,123 | 2,529           | 8,982            | 648      | 55,046           | 359,787 |
| 2024     | 586,471   | 858    | 121,668          | 19,761 | 2,749           | 9,105            | 601      | 55,341           | 376,388 |
| 2023. 12 | 48,804    | 67     | 10,411           | 1,957  | 205             | 674              | 76       | 4,373            | 31,041  |
| 2024. 1  | 49,119    | 51     | 10,529           | 1,583  | 241             | 746              | 50       | 4,728            | 31,191  |
| 2        | 45,336    | 70     | 9,454            | 1,371  | 244             | 716              | 85       | 3,905            | 29,491  |
| 3        | 51,097    | 95     | 11,249           | 1,857  | 292             | 814              | 81       | 4,841            | 31,868  |
| 4        | 48,562    | 112    | 9,616            | 1,807  | 207             | 765              | 52       | 4,532            | 31,471  |
| 5        | 50,791    | 101    | 10,521           | 1,733  | 136             | 779              | 20       | 4,696            | 32,805  |
| 6        | 48,141    | 114    | 9,245            | 1,650  | 194             | 806              | 27       | 4,525            | 31,580  |
| 7        | 50,428    | 46     | 10,207           | 1,522  | 212             | 765              | 37       | 4,738            | 32,901  |
| 8        | 49,595    | 47     | 11,284           | 1,348  | 326             | 753              | 41       | 4,640            | 31,156  |
| 9        | 45,575    | 50     | 9,859            | 1,551  | 297             | 674              | 30       | 4,190            | 28,924  |
| 10       | 49,319    | 70     | 9,749            | 1,646  | 230             | 751              | 43       | 4,949            | 31,881  |
| 11       | 47,608    | 42     | 9,843            | 1,793  | 180             | 741              | 33       | 4,596            | 30,380  |
| 12       | 50,900    | 59     | 10,114           | 1,901  | 191             | 793              | 102      | 5,001            | 32,739  |

주: 1) 국내, 국제 화물 수송 실적임

2) 원유(역청유), 석유+ 석유 정제품/석유가스 및 기타가스 제외

3) 원목+ 목재, 목탄, 코르크 등

4) 고철+ 철강 및 그 제품

자료: 해양수산부 해운물류국 항만운영과

Note: 1) Sum of domestic and international transport

2) Crude petroleum oils + Product of petroleum oils

3) Wood in the rough + Wood & articles of wood

4) Scrap + Iron steel & articles thereof

Source: Ministry of Oceans and Fisheries.



## 5. 자동차 등록대수

단위: 천대

|                   | 총 계    |         | 서 울   |         | 부 산   |         | 대 구   |         |
|-------------------|--------|---------|-------|---------|-------|---------|-------|---------|
|                   |        | 자가용     |       | 자가용     |       | 자가용     |       | 자가용     |
|                   | Total  | Private | Seoul | Private | Busan | Private | Daegu | Private |
| 총 계 <sup>1)</sup> |        |         |       |         |       |         |       |         |
| 2020              | 24,366 | 22,522  | 3,157 | 2,941   | 1,429 | 1,291   | 1,219 | 1,165   |
| 2021              | 24,911 | 22,987  | 3,177 | 2,959   | 1,465 | 1,312   | 1,211 | 1,157   |
| 2022              | 25,503 | 23,502  | 3,193 | 2,975   | 1,500 | 1,330   | 1,230 | 1,174   |
| 2023              | 25,949 | 23,926  | 3,191 | 2,978   | 1,528 | 1,349   | 1,258 | 1,198   |
| 2024              | 26,298 | 24,237  | 3,177 | 2,971   | 1,559 | 1,365   | 1,263 | 1,201   |
| 2024. 6           | 26,134 | 24,097  | 3,187 | 2,977   | 1,542 | 1,357   | 1,260 | 1,199   |
| 7                 | 26,163 | 24,122  | 3,185 | 2,975   | 1,545 | 1,358   | 1,260 | 1,199   |
| 8                 | 26,172 | 24,129  | 3,182 | 2,972   | 1,547 | 1,359   | 1,259 | 1,198   |
| 9                 | 26,203 | 24,153  | 3,182 | 2,972   | 1,551 | 1,361   | 1,259 | 1,198   |
| 10                | 26,233 | 24,177  | 3,178 | 2,971   | 1,553 | 1,362   | 1,260 | 1,199   |
| 11                | 26,274 | 24,215  | 3,177 | 2,971   | 1,556 | 1,364   | 1,262 | 1,201   |
| 12                | 26,298 | 24,237  | 3,177 | 2,971   | 1,559 | 1,365   | 1,263 | 1,201   |
| 승 용 차             |        |         |       |         |       |         |       |         |
| 2020              | 19,861 | 18,687  | 2,712 | 2,582   | 1,189 | 1,103   | 1,027 | 1,000   |
| 2021              | 20,411 | 19,168  | 2,740 | 2,609   | 1,227 | 1,127   | 1,022 | 996     |
| 2022              | 20,953 | 19,648  | 2,764 | 2,634   | 1,263 | 1,147   | 1,041 | 1,013   |
| 2023              | 21,390 | 20,079  | 2,776 | 2,652   | 1,292 | 1,168   | 1,064 | 1,034   |
| 2024              | 21,771 | 20,426  | 2,775 | 2,657   | 1,327 | 1,187   | 1,070 | 1,039   |
| 2024. 6           | 21,590 | 20,266  | 2,777 | 2,655   | 1,309 | 1,178   | 1,066 | 1,035   |
| 7                 | 21,620 | 20,294  | 2,777 | 2,655   | 1,312 | 1,179   | 1,066 | 1,035   |
| 8                 | 21,633 | 20,305  | 2,776 | 2,654   | 1,314 | 1,180   | 1,066 | 1,035   |
| 9                 | 21,667 | 20,333  | 2,776 | 2,655   | 1,318 | 1,182   | 1,066 | 1,035   |
| 10                | 21,700 | 20,360  | 2,774 | 2,655   | 1,321 | 1,184   | 1,067 | 1,036   |
| 11                | 21,744 | 20,401  | 2,774 | 2,656   | 1,324 | 1,186   | 1,069 | 1,038   |
| 12                | 21,771 | 20,426  | 2,775 | 2,657   | 1,327 | 1,187   | 1,070 | 1,039   |
| 승 합 차             |        |         |       |         |       |         |       |         |
| 2020              | 784    | 640     | 107   | 87      | 42    | 35      | 31    | 26      |
| 2021              | 750    | 609     | 100   | 82      | 40    | 33      | 29    | 24      |
| 2022              | 724    | 584     | 96    | 77      | 38    | 31      | 28    | 23      |
| 2023              | 695    | 555     | 91    | 72      | 37    | 29      | 27    | 22      |
| 2024              | 666    | 527     | 86    | 67      | 35    | 28      | 26    | 21      |
| 2024. 6           | 679    | 540     | 89    | 70      | 36    | 28      | 27    | 22      |
| 7                 | 676    | 537     | 88    | 69      | 36    | 28      | 27    | 22      |
| 8                 | 674    | 535     | 87    | 69      | 36    | 28      | 27    | 22      |
| 9                 | 672    | 533     | 87    | 68      | 36    | 28      | 27    | 22      |
| 10                | 670    | 531     | 86    | 68      | 36    | 28      | 26    | 22      |
| 11                | 668    | 529     | 86    | 67      | 36    | 28      | 26    | 21      |
| 12                | 666    | 527     | 86    | 67      | 35    | 28      | 26    | 21      |
| 화 물 차             |        |         |       |         |       |         |       |         |
| 2020              | 3,615  | 3,157   | 330   | 268     | 187   | 151     | 158   | 137     |
| 2021              | 3,632  | 3,160   | 326   | 263     | 186   | 150     | 156   | 135     |
| 2022              | 3,696  | 3,211   | 323   | 259     | 187   | 150     | 157   | 135     |
| 2023              | 3,726  | 3,225   | 313   | 248     | 186   | 149     | 162   | 140     |
| 2024              | 3,717  | 3,212   | 305   | 241     | 184   | 146     | 161   | 139     |
| 2024. 6           | 3,725  | 3,222   | 309   | 245     | 185   | 147     | 162   | 139     |
| 7                 | 3,725  | 3,221   | 308   | 244     | 185   | 147     | 162   | 139     |
| 8                 | 3,723  | 3,219   | 308   | 244     | 185   | 147     | 161   | 139     |
| 9                 | 3,721  | 3,217   | 307   | 243     | 185   | 147     | 161   | 139     |
| 10                | 3,720  | 3,216   | 306   | 243     | 184   | 147     | 161   | 139     |
| 11                | 3,718  | 3,213   | 305   | 242     | 184   | 146     | 161   | 139     |
| 12                | 3,717  | 3,212   | 305   | 241     | 184   | 146     | 161   | 139     |

주: 1) 특수차 포함

자료: 국토교통부 교통물류실 자동차운영보험과



## 5. Number of Registered Motor Vehicles

| In thousand each    |         |         |         |         |         |       |         |        |         |         |
|---------------------|---------|---------|---------|---------|---------|-------|---------|--------|---------|---------|
| 인 천                 |         | 광 주     |         | 대 전     |         | 울 산   |         | 세 종    |         |         |
|                     | 자가용     |         | 자가용     |         | 자가용     |       | 자가용     |        | 자가용     |         |
| Incheon             | Private | Gwangju | Private | Daejeon | Private | Ulsan | Private | Sejong | Private |         |
| Total <sup>1)</sup> |         |         |         |         |         |       |         |        |         |         |
| 1,676               | 1,315   | 692     | 657     | 686     | 655     | 576   | 552     | 175    | 171     | 2020    |
| 1,675               | 1,352   | 701     | 666     | 693     | 660     | 581   | 558     | 185    | 181     | 2021    |
| 1,693               | 1,406   | 714     | 679     | 708     | 673     | 588   | 565     | 194    | 189     | 2022    |
| 1,731               | 1,451   | 723     | 688     | 723     | 681     | 599   | 575     | 198    | 193     | 2023    |
| 1,748               | 1,473   | 731     | 696     | 737     | 687     | 607   | 583     | 202    | 197     | 2024    |
| 1,744               | 1,464   | 728     | 692     | 731     | 684     | 604   | 580     | 200    | 195     | 6. 2024 |
| 1,745               | 1,467   | 728     | 693     | 732     | 684     | 605   | 581     | 201    | 196     | 7       |
| 1,744               | 1,465   | 728     | 693     | 732     | 684     | 605   | 581     | 201    | 196     | 8       |
| 1,745               | 1,467   | 729     | 693     | 733     | 684     | 606   | 582     | 201    | 196     | 9       |
| 1,749               | 1,469   | 729     | 694     | 734     | 685     | 606   | 582     | 202    | 197     | 10      |
| 1,750               | 1,471   | 730     | 695     | 736     | 686     | 607   | 583     | 202    | 197     | 11      |
| 1,748               | 1,473   | 731     | 696     | 737     | 687     | 607   | 583     | 202    | 197     | 12      |
| Car                 |         |         |         |         |         |       |         |        |         |         |
| 1,426               | 1,115   | 576     | 561     | 577     | 562     | 487   | 478     | 153    | 152     | 2020    |
| 1,427               | 1,154   | 586     | 571     | 585     | 569     | 493   | 485     | 163    | 162     | 2021    |
| 1,443               | 1,205   | 599     | 584     | 599     | 581     | 499   | 491     | 172    | 170     | 2022    |
| 1,479               | 1,250   | 609     | 594     | 615     | 590     | 509   | 501     | 176    | 174     | 2023    |
| 1,499               | 1,275   | 617     | 602     | 631     | 599     | 517   | 509     | 180    | 178     | 2024    |
| 1,493               | 1,264   | 613     | 599     | 624     | 595     | 514   | 505     | 178    | 176     | 6. 2024 |
| 1,495               | 1,267   | 614     | 599     | 625     | 595     | 514   | 506     | 178    | 177     | 7       |
| 1,494               | 1,266   | 614     | 599     | 626     | 595     | 515   | 507     | 179    | 177     | 8       |
| 1,496               | 1,268   | 615     | 600     | 627     | 596     | 516   | 507     | 179    | 177     | 9       |
| 1,499               | 1,270   | 615     | 601     | 628     | 596     | 516   | 508     | 179    | 178     | 10      |
| 1,501               | 1,273   | 616     | 602     | 630     | 598     | 517   | 509     | 180    | 178     | 11      |
| 1,499               | 1,275   | 617     | 602     | 631     | 599     | 517   | 509     | 180    | 178     | 12      |
| Bus                 |         |         |         |         |         |       |         |        |         |         |
| 49                  | 37      | 20      | 17      | 20      | 18      | 15    | 12      | 4      | 4       | 2020    |
| 45                  | 35      | 19      | 16      | 19      | 16      | 14    | 12      | 4      | 4       | 2021    |
| 42                  | 33      | 18      | 15      | 18      | 15      | 13    | 11      | 4      | 4       | 2022    |
| 40                  | 32      | 17      | 14      | 17      | 15      | 13    | 11      | 4      | 3       | 2023    |
| 38                  | 30      | 17      | 14      | 17      | 14      | 13    | 10      | 4      | 3       | 2024    |
| 39                  | 31      | 17      | 14      | 17      | 14      | 13    | 10      | 4      | 3       | 6. 2024 |
| 39                  | 30      | 17      | 14      | 17      | 14      | 13    | 10      | 4      | 3       | 7       |
| 39                  | 30      | 17      | 14      | 17      | 14      | 13    | 10      | 4      | 3       | 8       |
| 38                  | 30      | 17      | 14      | 17      | 14      | 13    | 10      | 4      | 3       | 9       |
| 39                  | 30      | 17      | 14      | 17      | 14      | 13    | 10      | 4      | 3       | 10      |
| 39                  | 30      | 17      | 14      | 17      | 14      | 13    | 10      | 4      | 3       | 11      |
| 38                  | 30      | 17      | 14      | 17      | 14      | 13    | 10      | 4      | 3       | 12      |
| Truck               |         |         |         |         |         |       |         |        |         |         |
| 193                 | 161     | 92      | 78      | 86      | 74      | 71    | 61      | 17     | 15      | 2020    |
| 195                 | 160     | 92      | 78      | 86      | 73      | 71    | 61      | 17     | 15      | 2021    |
| 199                 | 164     | 94      | 79      | 87      | 74      | 72    | 62      | 17     | 15      | 2022    |
| 202                 | 166     | 94      | 78      | 87      | 74      | 74    | 63      | 17     | 15      | 2023    |
| 201                 | 164     | 93      | 77      | 86      | 73      | 74    | 63      | 17     | 15      | 2024    |
| 203                 | 166     | 93      | 78      | 86      | 73      | 74    | 63      | 17     | 15      | 6. 2024 |
| 202                 | 166     | 93      | 78      | 86      | 73      | 74    | 63      | 17     | 15      | 7       |
| 202                 | 165     | 93      | 78      | 86      | 73      | 74    | 63      | 17     | 15      | 8       |
| 201                 | 165     | 93      | 78      | 86      | 73      | 74    | 63      | 17     | 15      | 9       |
| 201                 | 165     | 93      | 78      | 86      | 73      | 74    | 63      | 17     | 15      | 10      |
| 201                 | 164     | 93      | 78      | 86      | 73      | 74    | 63      | 17     | 15      | 11      |
| 201                 | 164     | 93      | 77      | 86      | 73      | 74    | 63      | 17     | 15      | 12      |

Note: 1) Including special car

Source: Ministry of Land, Infrastructure and Transport.

## 5. 자동차 등록대수(계속)

단위: 천대

|                   | 경 기      |         | 강 원     |         | 충 북      |         | 충 남      |         | 전 북     |
|-------------------|----------|---------|---------|---------|----------|---------|----------|---------|---------|
|                   |          | 자가용     |         | 자가용     |          | 자가용     |          | 자가용     |         |
|                   | Gyeonggi | Private | Gangwon | Private | Chungbuk | Private | Chungnam | Private | Jeonbuk |
| 총 계 <sup>1)</sup> |          |         |         |         |          |         |          |         |         |
| 2020              | 6,004    | 5,754   | 809     | 778     | 866      | 826     | 1,150    | 1,104   | 948     |
| 2021              | 6,204    | 5,948   | 828     | 796     | 892      | 851     | 1,176    | 1,130   | 960     |
| 2022              | 6,379    | 6,110   | 852     | 819     | 916      | 873     | 1,211    | 1,164   | 978     |
| 2023              | 6,525    | 6,247   | 867     | 833     | 936      | 891     | 1,245    | 1,198   | 993     |
| 2024              | 6,646    | 6,363   | 875     | 842     | 950      | 906     | 1,273    | 1,225   | 1,003   |
| 2024. 6           | 6,584    | 6,306   | 872     | 838     | 943      | 899     | 1,262    | 1,215   | 998     |
| 7                 | 6,594    | 6,316   | 873     | 839     | 945      | 900     | 1,264    | 1,216   | 1,000   |
| 8                 | 6,598    | 6,321   | 873     | 840     | 945      | 901     | 1,265    | 1,218   | 1,000   |
| 9                 | 6,607    | 6,329   | 873     | 840     | 946      | 902     | 1,268    | 1,220   | 1,000   |
| 10                | 6,617    | 6,339   | 874     | 841     | 947      | 903     | 1,270    | 1,222   | 1,001   |
| 11                | 6,633    | 6,354   | 874     | 841     | 949      | 905     | 1,272    | 1,224   | 1,002   |
| 12                | 6,646    | 6,363   | 875     | 842     | 950      | 906     | 1,273    | 1,225   | 1,003   |
| 승 용 차             |          |         |         |         |          |         |          |         |         |
| 2020              | 4,967    | 4,888   | 617     | 604     | 673      | 656     | 879      | 864     | 724     |
| 2021              | 5,156    | 5,076   | 635     | 622     | 699      | 682     | 905      | 889     | 735     |
| 2022              | 5,312    | 5,226   | 655     | 641     | 719      | 700     | 935      | 919     | 750     |
| 2023              | 5,453    | 5,366   | 669     | 655     | 737      | 717     | 965      | 949     | 763     |
| 2024              | 5,581    | 5,491   | 679     | 665     | 750      | 732     | 992      | 976     | 774     |
| 2024. 6           | 5,516    | 5,430   | 675     | 661     | 744      | 725     | 981      | 966     | 769     |
| 7                 | 5,526    | 5,440   | 676     | 661     | 745      | 727     | 983      | 967     | 770     |
| 8                 | 5,531    | 5,445   | 676     | 662     | 746      | 727     | 984      | 969     | 770     |
| 9                 | 5,540    | 5,454   | 677     | 663     | 747      | 728     | 986      | 971     | 771     |
| 10                | 5,552    | 5,466   | 678     | 664     | 748      | 730     | 988      | 973     | 772     |
| 11                | 5,567    | 5,481   | 678     | 664     | 749      | 731     | 990      | 975     | 773     |
| 12                | 5,581    | 5,491   | 679     | 665     | 750      | 732     | 992      | 976     | 774     |
| 승 합 차             |          |         |         |         |          |         |          |         |         |
| 2020              | 205      | 168     | 29      | 24      | 29       | 25      | 41       | 35      | 33      |
| 2021              | 197      | 161     | 27      | 23      | 29       | 24      | 40       | 33      | 31      |
| 2022              | 191      | 155     | 27      | 22      | 28       | 23      | 39       | 32      | 31      |
| 2023              | 183      | 147     | 25      | 21      | 27       | 22      | 38       | 31      | 29      |
| 2024              | 175      | 138     | 24      | 20      | 26       | 21      | 37       | 30      | 28      |
| 2024. 6           | 178      | 142     | 25      | 20      | 26       | 22      | 37       | 31      | 29      |
| 7                 | 177      | 141     | 25      | 20      | 26       | 22      | 37       | 30      | 29      |
| 8                 | 177      | 140     | 25      | 20      | 26       | 22      | 37       | 30      | 29      |
| 9                 | 176      | 140     | 25      | 20      | 26       | 21      | 37       | 30      | 28      |
| 10                | 175      | 139     | 25      | 20      | 26       | 21      | 37       | 30      | 28      |
| 11                | 175      | 139     | 25      | 20      | 26       | 21      | 37       | 30      | 28      |
| 12                | 175      | 138     | 24      | 20      | 26       | 21      | 37       | 30      | 28      |
| 화 물 차             |          |         |         |         |          |         |          |         |         |
| 2020              | 811      | 688     | 159     | 148     | 159      | 143     | 224      | 204     | 187     |
| 2021              | 826      | 698     | 161     | 150     | 160      | 143     | 225      | 204     | 188     |
| 2022              | 848      | 714     | 165     | 153     | 164      | 147     | 231      | 209     | 192     |
| 2023              | 858      | 717     | 167     | 155     | 166      | 149     | 235      | 213     | 194     |
| 2024              | 858      | 715     | 166     | 154     | 167      | 149     | 237      | 214     | 195     |
| 2024. 6           | 859      | 717     | 166     | 155     | 166      | 149     | 237      | 214     | 195     |
| 7                 | 859      | 717     | 166     | 154     | 167      | 149     | 237      | 214     | 195     |
| 8                 | 859      | 717     | 166     | 154     | 167      | 149     | 237      | 214     | 195     |
| 9                 | 859      | 716     | 166     | 154     | 167      | 149     | 237      | 215     | 195     |
| 10                | 859      | 716     | 166     | 154     | 167      | 149     | 237      | 215     | 195     |
| 11                | 859      | 716     | 166     | 154     | 167      | 149     | 237      | 215     | 195     |
| 12                | 858      | 715     | 166     | 154     | 167      | 149     | 237      | 214     | 195     |

## 5. Number of Registered Motor Vehicles (Cont'd)

| In thousand each    |         |         |         |           |         |           |         |      |         |
|---------------------|---------|---------|---------|-----------|---------|-----------|---------|------|---------|
| 자가용                 | 전 남     |         | 경 북     |           | 경 남     |           | 제 주     |      |         |
|                     | Private | Jeonnam | Private | Gyeongbuk | Private | Gyeongnam | Private | Jeju | Private |
| Total <sup>1)</sup> |         |         |         |           |         |           |         |      |         |
| 903                 | 1,100   | 944     | 1,475   | 1,419     | 1,788   | 1,664     | 615     | 382  | 2020    |
| 916                 | 1,172   | 962     | 1,499   | 1,443     | 1,832   | 1,700     | 659     | 396  | 2021    |
| 935                 | 1,237   | 987     | 1,524   | 1,468     | 1,897   | 1,743     | 690     | 413  | 2022    |
| 950                 | 1,250   | 1,011   | 1,534   | 1,477     | 1,944   | 1,783     | 703     | 422  | 2023    |
| 961                 | 1,278   | 1,028   | 1,552   | 1,496     | 1,982   | 1,812     | 715     | 430  | 2024    |
| 957                 | 1,262   | 1,020   | 1,546   | 1,489     | 1,962   | 1,799     | 708     | 425  | 6. 2024 |
| 958                 | 1,265   | 1,022   | 1,548   | 1,491     | 1,966   | 1,802     | 710     | 426  | 7       |
| 958                 | 1,266   | 1,023   | 1,548   | 1,491     | 1,968   | 1,803     | 710     | 427  | 8       |
| 959                 | 1,270   | 1,024   | 1,549   | 1,492     | 1,972   | 1,805     | 711     | 428  | 9       |
| 960                 | 1,273   | 1,025   | 1,551   | 1,493     | 1,976   | 1,808     | 712     | 428  | 10      |
| 961                 | 1,275   | 1,026   | 1,552   | 1,495     | 1,980   | 1,811     | 715     | 430  | 11      |
| 961                 | 1,278   | 1,028   | 1,552   | 1,496     | 1,982   | 1,812     | 715     | 430  | 12      |
| Car                 |         |         |         |           |         |           |         |      |         |
| 705                 | 807     | 688     | 1,099   | 1,082     | 1,433   | 1,352     | 513     | 293  | 2020    |
| 717                 | 878     | 706     | 1,124   | 1,107     | 1,478   | 1,390     | 555     | 306  | 2021    |
| 733                 | 938     | 727     | 1,143   | 1,127     | 1,540   | 1,431     | 582     | 318  | 2022    |
| 748                 | 947     | 747     | 1,156   | 1,140     | 1,586   | 1,470     | 594     | 326  | 2023    |
| 759                 | 975     | 764     | 1,175   | 1,159     | 1,625   | 1,501     | 604     | 332  | 2024    |
| 754                 | 959     | 756     | 1,167   | 1,151     | 1,605   | 1,486     | 599     | 329  | 6. 2024 |
| 755                 | 961     | 758     | 1,169   | 1,153     | 1,608   | 1,489     | 600     | 329  | 7       |
| 755                 | 963     | 759     | 1,170   | 1,154     | 1,611   | 1,491     | 600     | 330  | 8       |
| 756                 | 967     | 760     | 1,171   | 1,155     | 1,614   | 1,494     | 601     | 331  | 9       |
| 757                 | 970     | 761     | 1,173   | 1,156     | 1,619   | 1,496     | 602     | 331  | 10      |
| 758                 | 973     | 762     | 1,174   | 1,158     | 1,623   | 1,499     | 604     | 332  | 11      |
| 759                 | 975     | 764     | 1,175   | 1,159     | 1,625   | 1,501     | 604     | 332  | 12      |
| Bus                 |         |         |         |           |         |           |         |      |         |
| 27                  | 39      | 30      | 48      | 41        | 54      | 44        | 19      | 11   | 2020    |
| 26                  | 39      | 29      | 47      | 39        | 51      | 42        | 18      | 11   | 2021    |
| 25                  | 38      | 28      | 45      | 38        | 49      | 40        | 18      | 11   | 2022    |
| 24                  | 37      | 27      | 44      | 36        | 48      | 39        | 17      | 10   | 2023    |
| 23                  | 35      | 26      | 42      | 35        | 46      | 37        | 17      | 10   | 2024    |
| 23                  | 36      | 26      | 43      | 36        | 47      | 38        | 17      | 10   | 6. 2024 |
| 23                  | 36      | 26      | 43      | 36        | 47      | 38        | 17      | 10   | 7       |
| 23                  | 36      | 26      | 43      | 36        | 46      | 37        | 17      | 10   | 8       |
| 23                  | 36      | 26      | 43      | 36        | 46      | 37        | 17      | 10   | 9       |
| 23                  | 36      | 26      | 43      | 35        | 46      | 37        | 17      | 10   | 10      |
| 23                  | 35      | 26      | 42      | 35        | 46      | 37        | 17      | 10   | 11      |
| 23                  | 35      | 26      | 42      | 35        | 46      | 37        | 17      | 10   | 12      |
| Truck               |         |         |         |           |         |           |         |      |         |
| 170                 | 246     | 223     | 320     | 293       | 293     | 265       | 82      | 77   | 2020    |
| 170                 | 247     | 224     | 320     | 292       | 293     | 265       | 83      | 78   | 2021    |
| 174                 | 252     | 228     | 325     | 298       | 297     | 268       | 88      | 83   | 2022    |
| 176                 | 257     | 233     | 324     | 296       | 300     | 270       | 90      | 84   | 2023    |
| 176                 | 258     | 234     | 324     | 296       | 300     | 269       | 92      | 86   | 2024    |
| 176                 | 258     | 234     | 325     | 297       | 300     | 270       | 90      | 85   | 6. 2024 |
| 176                 | 258     | 234     | 325     | 297       | 300     | 270       | 91      | 85   | 7       |
| 176                 | 258     | 234     | 325     | 297       | 300     | 270       | 91      | 85   | 8       |
| 176                 | 258     | 234     | 324     | 297       | 300     | 269       | 91      | 86   | 9       |
| 176                 | 258     | 234     | 325     | 297       | 300     | 270       | 91      | 86   | 10      |
| 176                 | 258     | 234     | 324     | 297       | 300     | 269       | 91      | 86   | 11      |
| 176                 | 258     | 234     | 324     | 296       | 300     | 269       | 92      | 86   | 12      |

## 6. 항공화물수송<sup>1)</sup>

### Airport Cargo Transportation

단위: 톤

In ton

|          | 합 계       | 인 천       | 김 포     | 김 해     | 제 주     | 대 구                | 광 주     | 청 주      |
|----------|-----------|-----------|---------|---------|---------|--------------------|---------|----------|
|          | Total     | Incheon   | Gimpo   | Gimhae  | Jeju    | Daegu              | Gwangju | Cheongju |
| 2018     | 4,715,193 | 3,917,931 | 267,266 | 183,507 | 266,370 | 33,267             | 14,478  | 17,986   |
| 2019     | 4,533,446 | 3,765,649 | 253,395 | 171,953 | 258,847 | 34,718             | 12,500  | 18,918   |
| 2020     | 3,434,563 | 3,036,169 | 142,380 | 48,250  | 171,385 | 11,050             | 7,428   | 10,378   |
| 2021     | 3,829,418 | 3,419,804 | 142,439 | 36,010  | 188,926 | 10,584             | 8,679   | 13,627   |
| 2022     | 3,779,147 | 3,297,301 | 163,918 | 55,555  | 210,962 | 12,394             | 9,144   | 16,776   |
| 2023     | 4,166,355 | 3,600,288 | 185,570 | 113,703 | 202,609 | 22,077             | 9,549   | 20,724   |
| 2024     | 4,599,107 | 3,984,100 | 188,515 | 146,816 | 203,753 | 25,029             | 9,054   | 28,204   |
| 2023. 12 | 381,959   | 332,048   | 16,143  | 11,339  | 16,398  | 2,070              | 658     | 2,185    |
| 2024. 1  | 366,913   | 314,739   | 15,902  | 12,137  | 17,226  | 2,278              | 718     | 2,559    |
| 2        | 349,258   | 298,443   | 15,754  | 11,532  | 16,775  | 2,072              | 713     | 2,625    |
| 3        | 393,539   | 343,094   | 16,184  | 11,656  | 16,559  | 2,033              | 623     | 2,325    |
| 4        | 374,114   | 324,117   | 15,257  | 11,264  | 17,503  | 1,976              | 797     | 2,261    |
| 5        | 384,700   | 334,225   | 15,274  | 11,522  | 17,600  | 1,921              | 828     | 2,202    |
| 6        | 384,391   | 336,235   | 15,171  | 11,181  | 16,041  | 1,867              | 733     | 2,118    |
| 7        | 385,957   | 337,163   | 14,638  | 11,969  | 16,092  | 2,019              | 714     | 2,385    |
| 8        | 386,376   | 331,982   | 15,816  | 12,873  | 18,527  | 2,282              | 884     | 2,796    |
| 9        | 370,305   | 320,164   | 15,869  | 11,752  | 16,598  | 1,918              | 698     | 2,249    |
| 10       | 399,436   | 343,849   | 16,641  | 13,493  | 18,621  | 2,236              | 932     | 2,473    |
| 11       | 396,649   | 345,168   | 15,939  | 13,442  | 16,091  | 2,208              | 777     | 1,999    |
| 12       | 407,470   | 354,920   | 16,068  | 13,995  | 16,120  | 2,220              | 639     | 2,211    |
|          | 무 안       | 양 양       | 여 수     | 울 산     | 사 천     | 포 항 경 주            | 군 산     | 원 주      |
|          | Muan      | Yangyang  | Yeosu   | Ulsan   | Sacheon | Pohang<br>Gyeongju | Gunsan  | Wonju    |
| 2018     | 3,890     | 471       | 2,864   | 3,911   | 812     | 332                | 1,636   | 473      |
| 2019     | 6,762     | 466       | 2,859   | 3,826   | 868     | 395                | 1,674   | 619      |
| 2020     | 1,013     | 1,177     | 2,123   | 2,036   | 115     | 295                | 551     | 213      |
| 2021     | 35        | 1,004     | 3,062   | 2,410   | 0       | 697                | 1,430   | 713      |
| 2022     | 353       | 2,210     | 3,359   | 2,640   | 320     | 1,084              | 2,101   | 1,030    |
| 2023     | 2,724     | 1,417     | 2,558   | 1,552   | 475     | 1,149              | 880     | 1,080    |
| 2024     | 4,185     | 215       | 2,781   | 1,857   | 690     | 1,194              | 1,629   | 1,087    |
| 2023. 12 | 484       | 20        | 185     | 125     | 60      | 78                 | 99      | 68       |
| 2024. 1  | 606       | 35        | 208     | 130     | 57      | 104                | 141     | 72       |
| 2        | 561       | 29        | 235     | 123     | 62      | 105                | 150     | 79       |
| 3        | 375       | 13        | 201     | 117     | 48      | 94                 | 134     | 85       |
| 4        | 138       | 5         | 235     | 170     | 51      | 93                 | 151     | 98       |
| 5        | 274       | -         | 254     | 168     | 63      | 112                | 159     | 99       |
| 6        | 293       | -         | 218     | 156     | 60      | 92                 | 136     | 91       |
| 7        | 261       | 11        | 203     | 162     | 53      | 81                 | 129     | 78       |
| 8        | 317       | 26        | 253     | 179     | 63      | 114                | 157     | 107      |
| 9        | 279       | 13        | 218     | 159     | 64      | 95                 | 140     | 89       |
| 10       | 264       | 34        | 274     | 179     | 59      | 117                | 152     | 112      |
| 11       | 231       | 29        | 258     | 161     | 54      | 104                | 94      | 94       |
| 12       | 587       | 21        | 225     | 152     | 57      | 85                 | 87      | 83       |

주: 1) 공항별 연도별 총화물실적임 (화물, 우편물, 수하물 포함)  
 자료: 한국공항공사 경영정보부

Note: 1) Total Cargo by Airport (Freight, Mail, Baggage included)  
 Source: Korea Airports Corporation.

## X. 도소매·서비스

Retail, Wholesale and Services

|                                  |     |
|----------------------------------|-----|
| 1. 도·소매업 생산지수 .....              | 207 |
| 2. 시도별 대형소매점 판매액지수(불변지수) .....   | 208 |
| 3. 음식점 포함 소매판매액지수 .....          | 209 |
| 4. 재별 및 상품군별 소매판매액지수(불변지수) ..... | 210 |
| 5. 소매업태별 판매액지수 .....             | 211 |
| 6. 온라인쇼핑 거래액 .....               | 212 |
| 7. 서비스업 생산지수 .....               | 216 |



## 주요 용어 해설 (Explanation of Terms)

### X-1. 경상지수(Value index)

- 월별로 조사한 대표업종별 매출액을 대표업종별 기준액(기준년도의 월평균 매출액)으로 나누어 작성한 지수(가격변동분 포함)

### X-1. 불변지수(Volume index)

- 경상지수를 디플레이터로 나누어 작성한 지수(가격변동분 제거)

### X-1. 도매업(Wholesale trade)

- 구입한 새로운 상품 또는 중고품을 변형하지 않고 소매업자, 산업 및 상업 사용자, 단체, 기관 및 전문 사용자 또는 다른 도매업자에게 재판매하는 산업활동을 말함

### X-1. 소매업(Retail trade)

- 개인 및 소비용 상품(신품, 중고품)을 변형하지 않고 일반 대중에게 재판매하는 산업활동으로서 여기에는 백화점, 점포, 노점, 배달 또는 통신 판매, 소비조합, 행사인, 경매 등을 포함

### X-4. 내구재(Durable goods)

- 1년 이상 사용할 수 있는 것으로, 주로 고가 상품이 해당됨

### X-4. 준내구재(Semi-durable goods)

- 1년 이상 사용이 가능하나 주로 저가인 상품

### X-4. 비내구재(Non-durable goods)

- 이용할 수 있는 기간이 짧고 반복적으로 이용이 곤란한 상품

### X-5. 소매업태별 판매액지수(Sales index by retail business type)

- 유통부문의 업태별 상품군별 판매동향을 파악하기 위하여 승용차 및 소매업의 월별 판매액을 조사 하여 집계한 금액. 기준년도는 2020년이며 경상지수, 불변지수, 계절조정지수를 작성함. 불변지수는 소비자물가지수의 해당품목을 소매판매액 통계 분류에 맞게 가중평균한 지수(디플레이터)를 이용하여 작성하며, 계절조정지수는 불변지수에서 계절변동요인(계절요인, 명절요인 및 영업일수)을 제거하여 순수 경기변동 측면에서 파악하기 위해 작성

### X-7. 서비스업 생산지수(Index of services by industry sector)

- 서비스업 전체와 개별 업종의 생산활동을 종합적으로 파악하기 위해 개별 업종의 상대적 중요도인 부가가치 기준 가중치를 적용하여 지수화한 것





# 1. 도·소매업 생산지수 <sup>1)</sup>

## Wholesale and Retail Production Indexes

2020=100

|         | 도매 및<br>소매업  | 자동차 및<br>부품판매업              |  |  |   | 도매 및 상<br>품 중개업   | 산업용 농·<br>축산물 및<br>등·식물                             | 음·식료품<br>및 담배      | 생활용 품                                 | 기계장비류  | 건축자재                              | 기타 전문 |
|---------|--|-----------------------------|--|--|---|---|---|--------------------|---------------------------------------|--|-----------------------------------|-------|
|         |  | 자동차 및<br>부품판매업              | 자동차판매  | 자동차 부품<br>및 내장품 판매   |   |   |   |                    |                                       |  |                                   |       |
|         |  |                             |  |  |   |   |   |                    |                                       |  |                                   |       |
|         | Wholesale &<br>retail trade                                  |                             |  |  |   | Agricultural<br>raw materials<br>& live animals<br>& plants | Food,<br>beverages &<br>tobaccos                    | Household<br>goods | Machinery,<br>equipment &<br>supplies | Construction<br>materials,<br>hardware &<br>heating & air<br>conditioning<br>equipment | Other<br>specialized<br>wholesale |       |
|         |  | 경 상 지 수                     |  |  |   |   | Value index   |                    |                                       |  |                                   |       |
| 2022    |  | 120.5                       | 113.4  | 111.3  | 112.4   | 125.1   | 126.2   | 118.5              | 113.0                                 | 127.4  | 113.5                             | 146.1 |
| 2023    |  | 121.5                       | 116.9  | 117.4  | 112.1   | 124.2   | 124.8   | 129.7              | 118.2                                 | 117.9  | 118.2                             | 133.0 |
| 2024    |  | 120.6                       | 116.5  | 114.9  | 114.5   | 122.8   | 121.2   | 128.4              | 119.5                                 | 117.2  | 122.5                             | 125.1 |
| 2024. 5 |  | 123.0                       | 119.5  | 118.6  | 116.4   | 124.7   | 129.5   | 128.8              | 122.1                                 | 110.3  | 144.0                             | 131.2 |
| 6       |  | 120.3                       | 115.4  | 117.9  | 108.1   | 123.1   | 115.1   | 121.0              | 113.4                                 | 128.7  | 117.1                             | 128.2 |
| 7       |  | 116.5                       | 116.2  | 115.8  | 112.6   | 117.7   | 120.9   | 129.4              | 119.5                                 | 102.2  | 115.9                             | 121.4 |
| 8       |  | 116.8                       | 111.8  | 109.5  | 110.9   | 119.0   | 108.2   | 130.2              | 118.7                                 | 107.3  | 115.3                             | 122.7 |
| 9       |  | 121.1                       | 113.6  | 115.3  | 107.2   | 122.3   | 114.5   | 130.4              | 121.8                                 | 126.6  | 109.0                             | 110.5 |
| 10      |  | 122.9                       | 126.1  | 124.3  | 123.9   | 125.2   | 125.3   | 132.4              | 126.0                                 | 110.7  | 137.9                             | 127.6 |
| 11      |  | 122.4                       | 123.8  | 122.7  | 120.9   | 123.7   | 124.4   | 125.5              | 121.2                                 | 120.9  | 137.7                             | 118.8 |
| 12      |  | 128.7                       | 125.7  | 117.0  | 132.6   | 132.8   | 137.1   | 134.0              | 120.5                                 | 143.7  | 132.4                             | 128.4 |
|         |  | 불 변 지 수                     |  |  |   |   | Volume index  |                    |                                       |  |                                   |       |
| 2022    |  | 107.1                       | 108.7  | 108.1  | 106.6   | 107.9   | 112.5   | 106.5              | 106.8                                 | 122.6  | 85.6                              | 99.0  |
| 2023    |  | 106.4                       | 109.4  | 110.9  | 104.3   | 106.7   | 110.1   | 111.4              | 108.3                                 | 114.6  | 86.4                              | 95.9  |
| 2024    |  | 104.1                       | 107.2  | 106.6  | 104.9   | 104.4   | 109.1   | 106.4              | 108.8                                 | 112.1  | 89.7                              | 90.7  |
| 2024. 5 |  | 106.1                       | 110.1  | 110.0  | 107.0   | 105.9   | 115.8   | 108.3              | 110.9                                 | 105.2  | 105.3                             | 94.0  |
| 6       |  | 104.0                       | 106.3  | 109.3  | 99.3  | 104.7   | 103.8   | 103.2              | 103.4                                 | 122.3  | 85.4                              | 91.7  |
| 7       |  | 100.4                       | 106.9  | 107.4  | 103.2   | 99.8  | 109.7   | 108.8              | 108.9                                 | 97.1   | 84.8                              | 86.5  |
| 8       |  | 100.6                       | 102.8  | 101.5  | 101.6   | 100.9   | 99.5  | 106.5              | 108.2                                 | 102.5  | 84.5                              | 88.8  |
| 9       |  | 104.1                       | 104.2  | 106.8  | 97.8  | 103.6   | 105.6   | 103.3              | 111.2                                 | 121.2  | 80.0                              | 81.6  |
| 10      |  | 106.3                       | 115.6  | 115.1  | 112.9   | 107.1   | 113.6   | 110.7              | 114.8                                 | 106.0  | 101.6                             | 93.9  |
| 11      |  | 106.2                       | 113.4  | 113.5  | 110.1   | 106.1   | 113.0   | 106.9              | 110.4                                 | 116.1  | 101.7                             | 87.1  |
| 12      |  | 111.1                       | 115.0  | 108.0  | 120.7   | 113.3   | 123.3   | 112.6              | 109.7                                 | 137.4  | 97.8                              | 93.5  |
|         |  |                             |  |  |   |   |   |                    |                                       |  |                                   |       |
|         |  |                             |  |  |   |   |   |                    |                                       |  |                                   |       |
|         | 소매업; 자<br>동차 제외  | 중 합 소 매                     | 음·식료품  | 가전제품 및<br>정보통신장비   | 섬유, 의복, 신<br>발 및 가죽제품                                 | 기타생활<br>용품  | 문 화, 오락<br>및 여가용품                                   | 연료소매               | 기타상품<br>전문소매                          | 무 점포소매   |                                   |       |
|         | Retail trade,<br>except motor<br>vehicles and<br>motorcycles | Non-special-<br>ized stores | Foods,<br>beverages &<br>tobacco in<br>specialized<br>stores | Household<br>electrical<br>appliances &<br>information &<br>communication<br>equipment | Textiles,<br>clothing,<br>footwear &<br>leather goods | Other<br>household<br>equipment                             | Cultural,<br>entertainment<br>& recreation<br>goods | Fuels              | Other<br>specialized<br>stores        | Not<br>in stores   |                                   |       |
|         |  | 경 상 지 수                     |  |  |   |   | Value index   |                    |                                       |  |                                   |       |
| 2022    |  | 113.3                       | 108.5  | 93.5   | 90.7  | 120.6   | 99.6  | 109.9              | 148.8                                 | 126.4  | 118.9                             |       |
| 2023    |  | 117.3                       | 113.6  | 102.7  | 86.1  | 134.9   | 94.0  | 102.4              | 141.0                                 | 127.0  | 125.7                             |       |
| 2024    |  | 117.0                       | 112.9  | 90.8   | 81.1  | 132.4   | 89.3  | 103.7              | 137.7                                 | 134.7  | 131.5                             |       |
| 2024. 5 |  | 120.4                       | 115.8  | 82.5   | 81.5  | 145.5   | 91.7  | 108.4              | 140.6                                 | 140.0  | 135.7                             |       |
| 6       |  | 115.7                       | 111.3  | 80.9   | 81.1  | 131.2   | 90.7  | 98.2               | 133.4                                 | 141.8  | 128.4                             |       |
| 7       |  | 114.0                       | 111.2  | 80.9   | 92.9  | 113.0   | 85.4  | 99.3               | 134.8                                 | 135.8  | 130.1                             |       |
| 8       |  | 113.6                       | 117.2  | 85.4   | 87.1  | 100.6   | 86.3  | 96.4               | 142.2                                 | 132.7  | 125.4                             |       |
| 9       |  | 120.1                       | 120.3  | 116.2  | 85.8  | 124.5   | 83.6  | 107.5              | 130.9                                 | 137.0  | 127.1                             |       |
| 10      |  | 117.8                       | 111.1  | 85.8   | 73.0  | 158.1   | 89.7  | 107.5              | 135.3                                 | 130.3  | 133.5                             |       |
| 11      |  | 119.6                       | 112.1  | 88.2   | 73.0  | 159.7   | 91.2  | 102.4              | 139.3                                 | 132.7  | 138.3                             |       |
| 12      |  | 121.4                       | 113.8  | 96.4   | 72.5  | 148.4   | 93.0  | 109.8              | 145.7                                 | 146.9  | 133.6                             |       |
|         |  | 불 변 지 수                     |  |  |   |   | Volume index  |                    |                                       |  |                                   |       |
| 2022    |  | 105.1                       | 99.9   | 84.1   | 93.1  | 116.2   | 91.7  | 107.0              | 102.2                                 | 122.0  | 112.3                             |       |
| 2023    |  | 105.3                       | 99.6   | 88.0   | 85.7  | 122.4   | 82.1  | 97.4               | 111.6                                 | 119.2  | 113.5                             |       |
| 2024    |  | 102.7                       | 96.2   | 74.8   | 80.7  | 116.7   | 76.5  | 96.9               | 110.3                                 | 124.6  | 116.1                             |       |
| 2024. 5 |  | 105.9                       | 99.2   | 68.5   | 80.9  | 128.3   | 78.4  | 101.3              | 109.7                                 | 129.5  | 120.1                             |       |
| 6       |  | 102.2                       | 95.8   | 67.8   | 80.5  | 115.7   | 77.6  | 90.9               | 107.3                                 | 131.3  | 114.0                             |       |
| 7       |  | 100.3                       | 95.4   | 67.4   | 92.4  | 99.6  | 73.0  | 92.1               | 104.9                                 | 125.2  | 115.2                             |       |
| 8       |  | 99.5                        | 99.7   | 70.4   | 87.4  | 88.6  | 73.6  | 89.4               | 110.7                                 | 122.3  | 110.5                             |       |
| 9       |  | 105.0                       | 101.5  | 94.5   | 86.1  | 109.7   | 71.4  | 100.1              | 106.4                                 | 126.5  | 111.8                             |       |
| 10      |  | 103.0                       | 93.9   | 69.9   | 72.8  | 138.9   | 76.4  | 100.4              | 112.5                                 | 119.8  | 117.1                             |       |
| 11      |  | 105.1                       | 96.0   | 73.6   | 73.0  | 139.6   | 77.8  | 95.4               | 113.1                                 | 121.8  | 122.4                             |       |
| 12      |  | 106.0                       | 96.3   | 79.0   | 72.4  | 129.7   | 78.7  | 102.5              | 116.5                                 | 134.8  | 117.2                             |       |

주: 1) 최근 2개월과 2024년 수치는 잠정치임  
자료: 통계청 경제동향통계심의관 서비스업동향과

Note: 1) Recent two month and 2024 figures are preliminary.  
Source: Statistics Korea.

2. 시도별 대형소매점 판매액지수(불변지수)<sup>1)2)</sup>  
Large Retail Non-specialized Stores Sales Index by City and Province (Volume Index)

2020=100

|          | 서 울   | 부 산   | 대 구   | 인 천     | 광 주     | 대 전     | 울 산   | 세 종    |
|----------|-------|-------|-------|---------|---------|---------|-------|--------|
|          | Seoul | Busan | Daegu | Incheon | Gwangju | Daejeon | Ulsan | Sejong |
| 2020     | 100.0 | 100.0 | 100.0 | 100.0   | 100.0   | 100.0   | 100.0 | 100.0  |
| 2021     | 113.6 | 110.6 | 110.7 | 105.1   | 109.2   | 117.5   | 102.3 | 106.7  |
| 2022     | 117.7 | 114.7 | 110.8 | 102.6   | 109.2   | 136.2   | 97.1  | 108.5  |
| 2023     | 123.2 | 115.4 | 110.1 | 106.7   | 106.1   | 132.5   | 99.0  | 109.3  |
| 2024     | 121.8 | 111.7 | 107.7 | 109.9   | 99.5    | 126.0   | 94.7  | 113.1  |
| 2023. 12 | 138.9 | 128.5 | 123.0 | 119.1   | 114.8   | 148.8   | 102.7 | 121.2  |
| 2024. 1  | 120.9 | 111.6 | 108.0 | 110.3   | 98.9    | 124.1   | 97.3  | 111.8  |
| 2        | 115.8 | 106.3 | 103.9 | 105.3   | 97.7    | 122.7   | 93.8  | 109.0  |
| 3        | 126.5 | 115.1 | 111.8 | 111.2   | 107.2   | 136.9   | 98.9  | 113.5  |
| 4        | 119.1 | 105.4 | 100.5 | 103.2   | 95.4    | 119.0   | 87.9  | 101.6  |
| 5        | 126.8 | 115.1 | 110.4 | 113.4   | 102.7   | 128.3   | 100.0 | 114.9  |
| 6        | 117.0 | 108.3 | 104.2 | 101.0   | 94.0    | 125.9   | 92.4  | 112.9  |
| 7        | 113.5 | 107.7 | 105.0 | 100.5   | 92.9    | 117.0   | 93.4  | 111.0  |
| 8        | 114.8 | 107.4 | 107.1 | 110.9   | 95.6    | 120.8   | 91.7  | 119.4  |
| 9        | 121.3 | 115.8 | 110.5 | 121.0   | 103.4   | 125.6   | 99.5  | 119.0  |
| 10       | 120.2 | 110.3 | 106.3 | 108.3   | 97.1    | 121.2   | 90.5  | 109.2  |
| 11       | 129.6 | 117.6 | 110.7 | 117.2   | 104.0   | 134.0   | 95.3  | 115.2  |
| 12       | 135.9 | 119.6 | 114.1 | 116.3   | 104.7   | 135.9   | 95.6  | 119.5  |

|          | 경 기      | 강 원     | 충 북      | 충 남      | 전 북     | 전 남     | 경 북       | 경 남       | 제 주   |
|----------|----------|---------|----------|----------|---------|---------|-----------|-----------|-------|
|          | Gyeonggi | Gangwon | Chungbuk | Chungnam | Jeonbuk | Jeonnam | Gyeongbuk | Gyeongnam | Jeju  |
| 2020     | 100.0    | 100.0   | 100.0    | 100.0    | 100.0   | 100.0   | 100.0     | 100.0     | 100.0 |
| 2021     | 107.6    | 104.1   | 101.5    | 103.9    | 101.9   | 100.5   | 103.8     | 102.6     | 101.4 |
| 2022     | 108.4    | 102.1   | 96.7     | 103.5    | 99.6    | 94.4    | 99.5      | 107.3     | 97.7  |
| 2023     | 109.4    | 93.1    | 97.3     | 99.1     | 101.5   | 96.1    | 93.1      | 111.2     | 97.1  |
| 2024     | 104.7    | 90.1    | 92.0     | 96.6     | 97.3    | 89.3    | 88.2      | 105.8     | 95.6  |
| 2023. 12 | 117.0    | 98.4    | 99.6     | 108.2    | 106.0   | 101.6   | 96.7      | 114.9     | 98.1  |
| 2024. 1  | 109.1    | 90.4    | 94.3     | 95.7     | 102.0   | 91.7    | 89.6      | 108.9     | 95.9  |
| 2        | 102.1    | 94.0    | 91.5     | 94.5     | 99.0    | 90.4    | 93.9      | 106.9     | 93.8  |
| 3        | 107.2    | 96.1    | 96.3     | 99.5     | 99.8    | 91.2    | 92.4      | 108.7     | 92.5  |
| 4        | 97.7     | 85.9    | 86.4     | 89.7     | 89.2    | 82.5    | 83.7      | 99.2      | 89.4  |
| 5        | 106.4    | 91.6    | 95.3     | 96.0     | 100.4   | 93.6    | 91.5      | 109.2     | 98.8  |
| 6        | 101.8    | 86.0    | 87.8     | 93.8     | 91.6    | 86.2    | 83.6      | 104.2     | 92.2  |
| 7        | 99.7     | 88.0    | 88.3     | 95.8     | 93.9    | 89.7    | 86.1      | 103.4     | 108.4 |
| 8        | 105.5    | 93.8    | 95.2     | 96.2     | 99.2    | 96.7    | 91.9      | 106.6     | 101.5 |
| 9        | 110.6    | 93.5    | 98.5     | 104.5    | 107.2   | 96.6    | 96.6      | 110.9     | 98.5  |
| 10       | 99.3     | 83.6    | 86.0     | 92.4     | 91.0    | 81.6    | 78.7      | 99.1      | 90.6  |
| 11       | 106.7    | 91.0    | 93.1     | 101.7    | 100.8   | 86.8    | 87.7      | 107.9     | 94.3  |
| 12       | 110.0    | 87.6    | 90.7     | 99.2     | 93.6    | 84.2    | 83.0      | 104.0     | 91.3  |

주: 1) 최근 2개월과 2024년 수치는 잠정치임

Note: 1) Recent two month and 2024 figures are preliminary.

2) 매장면적 3,000㎡ 이상 대형소매점(백화점, 대형마트)

2) Floor space 3,000㎡ or more in large retail non-specialized stores

자료: 통계청 경제동향통계심의관 서비스업동향과

Source: Statistics Korea.

### 3. 음식점 포함 소매판매액지수<sup>1)</sup>

#### Retail Sales & Food Service

2020=100, %

|                       | 음식점 포함 소매판매액지수                          |              |   | Retail sales & food service |   |       |
|-----------------------|---|--------------|---|-----------------------------|---|-------|
|                       | 전년(동월)비                                 | 소매판매액지수      | 전년(동월)비                                 | 음식점 및 주점업                   | 전년(동월)비                                 |       |
|                       | Change over the same month of last year | Retail sales | Change over the same month of last year | Food service                | Change over the same month of last year |       |
| 경 상 지 수 <sup>2)</sup> |   |              | Value index                             |                             |   |       |
| 2020                  | 100.0                                   | -2.6         | 100.0                                   | 0.4                         | 100.0                                   | -15.3 |
| 2021                  | 107.5                                   | 7.5          | 107.5                                   | 8.9                         | 101.3                                   | 1.3   |
| 2022                  | 117.4                                   | 9.2          | 126.3                                   | 5.9                         | 126.3                                   | 24.7  |
| 2023                  | 119.8                                   | 2.0          | 119.8                                   | 1.1                         | 133.2                                   | 5.5   |
| 2024                  | 119.7                                   | -0.1         | 119.7                                   | -0.2                        | 133.9                                   | 0.5   |
| 2023. 9               | 122.5                                   | 2.1          | 120.6                                   | 1.9                         | 130.9                                   | 2.8   |
| 10                    | 121.6                                   | -1.1         | 118.7                                   | -1.0                        | 133.7                                   | -1.5  |
| 11                    | 122.9                                   | 2.1          | 121.4                                   | 2.6                         | 129.5                                   | 0.1   |
| 12                    | 126.3                                   | 1.5          | 122.3                                   | 1.7                         | 143.3                                   | 0.8   |
| 2024. 1               | 116.8                                   | -0.3         | 113.7                                   | -1.2                        | 130.2                                   | 3.7   |
| 2                     | 112.3                                   | 2.8          | 110.0                                   | 4.2                         | 121.9                                   | -1.9  |
| 3                     | 122.0                                   | 0.1          | 118.8                                   | -0.1                        | 136.0                                   | 0.8   |
| 4                     | 118.9                                   | 0.8          | 115.5                                   | 1.0                         | 133.5                                   | -0.4  |
| 5                     | 123.4                                   | 0.2          | 119.6                                   | -0.2                        | 139.6                                   | 1.5   |
| 6                     | 118.6                                   | -0.5         | 115.0                                   | -1.0                        | 133.8                                   | 1.4   |
| 7                     | 118.0                                   | 0.5          | 113.9                                   | 0.7                         | 135.7                                   | -0.3  |
| 8                     | 118.4                                   | 0.3          | 113.8                                   | 0.1                         | 138.4                                   | 1.5   |
| 9                     | 120.6                                   | -1.6         | 118.6                                   | -1.7                        | 129.0                                   | -1.5  |
| 10                    | 120.9                                   | -0.6         | 117.6                                   | -0.9                        | 135.0                                   | 1.0   |
| 11                    | 122.0                                   | -0.7         | 119.6                                   | -1.5                        | 132.3                                   | 2.2   |
| 12                    | 124.3                                   | -1.6         | 120.3                                   | -1.6                        | 141.6                                   | -1.2  |
| 불 변 지 수               |   |              | Volume index                            |                             |   |       |
| 2020                  | 100.0                                   | -3.1         | -0.1                                    | -0.1                        | 100.0                                   | -16.2 |
| 2021                  | 104.5                                   | 4.5          | 5.8                                     | 5.8                         | 98.7                                    | -1.3  |
| 2022                  | 107.1                                   | 2.5          | -0.3                                    | -0.3                        | 114.2                                   | 15.7  |
| 2023                  | 105.7                                   | -1.3         | -1.5                                    | -1.5                        | 113.6                                   | -0.5  |
| 2024                  | 103.3                                   | -2.3         | -2.3                                    | -2.3                        | 111.1                                   | -2.2  |
| 2023. 9               | 106.6                                   | -1.5         | 105.6                                   | -1.4                        | 110.9                                   | -1.9  |
| 10                    | 105.2                                   | -5.0         | 103.4                                   | -4.8                        | 113.1                                   | -5.9  |
| 11                    | 107.2                                   | -1.0         | 106.8                                   | -0.1                        | 109.2                                   | -4.4  |
| 12                    | 110.3                                   | -1.3         | 107.9                                   | -0.7                        | 120.5                                   | -3.5  |
| 2024. 1               | 101.7                                   | -2.8         | 100.0                                   | -3.4                        | 109.1                                   | -0.5  |
| 2                     | 97.0                                    | -0.4         | 95.9                                    | 0.9                         | 101.9                                   | -5.4  |
| 3                     | 105.3                                   | -3.2         | 103.4                                   | -3.4                        | 113.4                                   | -2.3  |
| 4                     | 102.6                                   | -2.3         | 100.7                                   | -2.0                        | 111.0                                   | -3.1  |
| 5                     | 106.5                                   | -2.6         | 104.3                                   | -2.9                        | 116.0                                   | -1.2  |
| 6                     | 102.8                                   | -3.1         | 100.9                                   | -3.6                        | 111.0                                   | -1.2  |
| 7                     | 101.9                                   | -2.3         | 99.5                                    | -2.2                        | 112.4                                   | -2.9  |
| 8                     | 102.1                                   | -1.4         | 99.1                                    | -1.5                        | 114.6                                   | -1.0  |
| 9                     | 104.0                                   | -2.4         | 103.3                                   | -2.2                        | 107.0                                   | -3.5  |
| 10                    | 104.2                                   | -1.0         | 102.6                                   | -0.8                        | 111.5                                   | -1.4  |
| 11                    | 105.3                                   | -1.8         | 104.4                                   | -2.2                        | 109.0                                   | -0.2  |
| 12                    | 106.6                                   | -3.4         | 104.4                                   | -3.2                        | 116.3                                   | -3.5  |

주: 1) 최근 2개월과 2024년 수치는 잠정치임

Note: 1) Recent two month and 2024 figures are preliminary.

2) 당월의 가격으로 평가하여 집계한 금액

2) Value at current prices

자료: 통계청 경제동향통계심의관 서비스업동향과

Source: Statistics Korea.

4. 재별 및 상품군별 소매판매액지수(불변지수)<sup>1)</sup>  
Sales Index by Product Group (Volume Index)

2020=100

|          | 총지수<br><br>Total | 총지수<br>(승용차 제외)<br><br>Total<br>(excluding<br>passenger<br>cars) | 내구재<br><br>Durable<br>goods | 내구재                          |                                     |  |                     |                             | 준내구재                              |                    |
|----------|------------------|--|-----------------------------|------------------------------|-------------------------------------|--|---------------------|-----------------------------|-----------------------------------|--------------------|
|          |                  |  |                             | 승용차<br><br>Passenger<br>cars | 가전제품<br><br>Household<br>appliances | 통신기기<br>및 컴퓨터<br><br>Telecommuni-<br>cation<br>equipment &<br>computer | 가구<br><br>Furniture | 기타<br>내구재<br><br>The others | 준내구재<br><br>Semi-durable<br>goods | 의복<br><br>Clothing |
| 2022     | 105.5            | 106.1  | 102.9                       | 100.3                        | 103.5                               | 102.8  | 88.2                | 117.8                       | 115.2                             | 119.9              |
| 2023     | 103.9            | 103.5  | 101.3                       | 107.2                        | 90.0                                | 104.2  | 78.2                | 111.9                       | 113.7                             | 120.0              |
| 2024     | 101.6            | 101.8  | 98.2                        | 99.7                         | 87.0                                | 101.6  | 79.1                | 118.3                       | 109.5                             | 116.1              |
| 2023. 12 | 107.9            | 106.9  | 105.2                       | 117.0                        | 84.4                                | 96.7   | 81.7                | 129.4                       | 124.1                             | 135.4              |
| 2024. 1  | 100.1            | 102.0  | 95.5                        | 82.4                         | 87.0                                | 128.7  | 84.8                | 109.0                       | 97.6                              | 101.8              |
| 2        | 95.9             | 97.3   | 89.8                        | 83.6                         | 76.9                                | 110.1  | 81.1                | 107.1                       | 96.2                              | 99.1               |
| 3        | 103.4            | 102.5  | 102.6                       | 111.4                        | 80.0                                | 103.0  | 86.3                | 123.5                       | 115.1                             | 123.9              |
| 4        | 100.7            | 100.7  | 96.8                        | 100.2                        | 85.2                                | 93.8   | 76.5                | 121.4                       | 117.1                             | 126.7              |
| 5        | 104.4            | 104.7  | 99.8                        | 101.3                        | 95.1                                | 94.7   | 78.6                | 121.1                       | 118.0                             | 124.6              |
| 6        | 100.9            | 100.8  | 100.7                       | 101.5                        | 96.2                                | 92.3   | 78.6                | 128.9                       | 108.6                             | 113.1              |
| 7        | 99.5             | 99.8   | 101.6                       | 97.1                         | 99.1                                | 108.2  | 74.8                | 124.7                       | 98.8                              | 99.7               |
| 8        | 99.1             | 99.6   | 96.2                        | 95.3                         | 95.0                                | 95.7   | 76.5                | 112.0                       | 90.1                              | 85.9               |
| 9        | 103.3            | 103.3  | 98.6                        | 103.2                        | 82.1                                | 109.6  | 71.2                | 114.3                       | 102.3                             | 103.6              |
| 10       | 102.6            | 101.9  | 97.8                        | 108.6                        | 80.6                                | 92.6   | 79.7                | 112.0                       | 123.3                             | 137.5              |
| 11       | 104.4            | 104.0  | 100.4                       | 108.4                        | 88.8                                | 96.2   | 80.4                | 113.1                       | 126.8                             | 144.1              |
| 12       | 104.3            | 104.4  | 98.2                        | 103.5                        | 78.1                                | 94.1   | 80.2                | 132.0                       | 120.3                             | 133.6              |

|          |                       |                                    |            | 비내구재  |       |                      |           |                       |                    |            |
|----------|-----------------------|------------------------------------|------------|-------|-------|----------------------|-----------|-----------------------|--------------------|------------|
|          | 신발 및<br>가방            | 오락, 취미,<br>경기용품                    | 기타<br>준내구재 | 비내구재  | 음식료품  | 의약품                  | 화장품       | 서적, 문구                | 차량연료               | 기타<br>비내구재 |
|          | Footwear &<br>luggage | Sports &<br>entertainment<br>goods | The others |       | Food  | Pharmaceutic<br>-als | Cosmetics | Books &<br>stationery | Automotive<br>fuel | The others |
| 2022     | 121.9                 | 113.7                              | 101.9      | 103.5 | 98.5  | 126.3                | 104.0     | 99.3                  | 104.4              | 112.0      |
| 2023     | 119.1                 | 111.4                              | 97.9       | 101.8 | 96.7  | 124.4                | 93.4      | 106.2                 | 101.4              | 123.6      |
| 2024     | 119.6                 | 105.2                              | 91.7       | 100.4 | 94.3  | 130.2                | 89.8      | 103.6                 | 100.3              | 125.0      |
| 2023. 12 | 124.0                 | 113.9                              | 104.5      | 103.9 | 94.7  | 130.1                | 100.9     | 129.5                 | 106.0              | 128.4      |
| 2024. 1  | 104.7                 | 88.4                               | 89.7       | 102.8 | 95.8  | 132.2                | 104.3     | 106.3                 | 99.7               | 124.1      |
| 2        | 110.8                 | 86.5                               | 87.4       | 98.6  | 96.9  | 125.2                | 83.5      | 108.6                 | 91.2               | 116.5      |
| 3        | 126.8                 | 106.0                              | 94.6       | 99.9  | 90.8  | 125.5                | 93.2      | 131.3                 | 101.9              | 128.2      |
| 4        | 126.6                 | 112.9                              | 92.8       | 97.1  | 88.5  | 127.6                | 91.0      | 98.6                  | 98.9               | 127.1      |
| 5        | 131.8                 | 119.1                              | 95.0       | 102.0 | 94.3  | 128.5                | 93.9      | 97.3                  | 102.4              | 136.0      |
| 6        | 124.8                 | 103.6                              | 92.9       | 98.4  | 91.7  | 125.2                | 88.8      | 90.5                  | 101.0              | 124.7      |
| 7        | 110.5                 | 97.1                               | 91.7       | 98.7  | 92.3  | 129.9                | 85.0      | 100.9                 | 98.9               | 126.3      |
| 8        | 108.5                 | 94.2                               | 87.5       | 103.2 | 99.0  | 135.5                | 86.1      | 98.4                  | 104.7              | 121.7      |
| 9        | 115.8                 | 107.2                              | 89.3       | 105.6 | 105.4 | 129.9                | 90.7      | 95.8                  | 99.7               | 120.0      |
| 10       | 125.1                 | 119.8                              | 92.3       | 98.0  | 90.6  | 132.8                | 82.3      | 95.8                  | 102.5              | 124.9      |
| 11       | 125.0                 | 116.1                              | 94.8       | 99.0  | 92.7  | 132.8                | 83.2      | 98.4                  | 101.7              | 123.2      |
| 12       | 125.3                 | 111.1                              | 92.9       | 102.0 | 93.8  | 137.3                | 95.4      | 120.9                 | 100.7              | 127.4      |

주: 1) 최근 2개월과 2024년 수치는 잠정치임  
자료: 통계청 경제동향통계심의관 서비스업동향과

Note: 1) Recent two month and 2024 figures are preliminary.  
Source: Statistics Korea.

## 5. 소매업태별 판매액지수<sup>1)</sup>

### Sales Index by Retail Business Type

2020=100

|             | 백화점<br>Department stores | 대형마트<br>Large discount stores | 면세점<br>Duty-free shops | 슈퍼마켓<br>및<br>잡화점<br>Supermarkets<br>and other retail<br>sale in<br>non-specializ-<br>ed stores | 편의점<br>Convenience stores | 승용차 및<br>연료소매점<br>Passenger cars<br>& fuel stores | 전문소매점<br>Specialized stores | 무점포소매<br>Retail sales not<br>in stores |
|-------------|--------------------------|-------------------------------|------------------------|--|---------------------------|---|-----------------------------|--|
| 경 상 지 수     |                          |                               |                        | Value index  |                           |   |                             |  |
| 2022        | 137.8                    | 103.0                         | 114.9                  | 97.5   | 117.6                     | 125.6   | 108.1                       | 118.7                                  |
| 2023        | 149.3                    | 109.1                         | 88.7                   | 104.2  | 116.6                     | 124.4   | 110.5                       | 125.3                                  |
| 2024        | 148.3                    | 110.1                         | 92.5                   | 101.3  | 119.7                     | 120.1   | 108.8                       | 131.3                                  |
| 2023. 12    | 172.3                    | 117.2                         | 101.2                  | 102.4  | 112.7                     | 134.3   | 113.0                       | 132.2                                  |
| 2024. 1     | 142.6                    | 116.1                         | 123.1                  | 100.1  | 108.4                     | 109.7   | 104.3                       | 133.6                                  |
| 2           | 138.7                    | 111.5                         | 70.8                   | 102.6  | 104.7                     | 106.5   | 104.9                       | 125.9                                  |
| 3           | 156.1                    | 112.0                         | 91.8                   | 98.9   | 115.4                     | 129.6   | 109.5                       | 133.3                                  |
| 4           | 145.3                    | 100.1                         | 96.8                   | 97.2   | 119.2                     | 120.6   | 108.7                       | 132.2                                  |
| 5           | 155.3                    | 110.3                         | 97.1                   | 103.1  | 125.0                     | 122.9   | 111.9                       | 135.4                                  |
| 6           | 142.7                    | 105.1                         | 92.8                   | 100.1  | 124.2                     | 120.0   | 108.1                       | 128.2                                  |
| 7           | 136.4                    | 107.5                         | 88.8                   | 100.3  | 125.2                     | 117.5   | 105.8                       | 129.8                                  |
| 8           | 131.5                    | 119.8                         | 94.1                   | 107.0  | 129.4                     | 119.6   | 101.4                       | 125.1                                  |
| 9           | 146.7                    | 120.7                         | 92.4                   | 110.3  | 126.4                     | 119.6   | 112.7                       | 126.8                                  |
| 10          | 151.2                    | 101.5                         | 86.0                   | 98.7   | 125.9                     | 124.0   | 111.1                       | 133.2                                  |
| 11          | 162.2                    | 107.8                         | 78.5                   | 97.9   | 118.3                     | 126.4   | 112.1                       | 138.1                                  |
| 12          | 170.8                    | 108.3                         | 97.4                   | 99.2   | 113.8                     | 125.3   | 114.9                       | 133.4                                  |
| 불 변 지 수     |                          |                               |                        | Volume index   |                           |   |                             |  |
| 2022        | 131.3                    | 94.4                          | 105.1                  | 88.6   | 109.4                     | 101.5   | 104.4                       | 112.1                                  |
| 2023        | 135.0                    | 95.3                          | 78.4                   | 90.2   | 103.6                     | 104.5   | 102.0                       | 113.3                                  |
| 2024        | 130.5                    | 93.1                          | 80.8                   | 84.9   | 103.6                     | 100.2   | 98.5                        | 116.0                                  |
| 2023. 12    | 152.7                    | 100.6                         | 89.3                   | 87.2   | 98.8                      | 113.7   | 103.1                       | 118.1                                  |
| 2024. 1     | 126.2                    | 98.8                          | 108.4                  | 84.3   | 94.2                      | 93.6  | 95.2                        | 118.8                                  |
| 2           | 122.3                    | 93.7                          | 62.7                   | 85.5   | 90.4                      | 89.0  | 95.0                        | 111.4                                  |
| 3           | 137.9                    | 94.2                          | 80.7                   | 82.3   | 99.5                      | 107.5   | 99.3                        | 117.5                                  |
| 4           | 128.6                    | 84.9                          | 85.0                   | 81.5   | 103.5                     | 99.2  | 98.7                        | 116.9                                  |
| 5           | 136.9                    | 93.9                          | 85.1                   | 87.1   | 108.8                     | 101.0   | 101.4                       | 119.9                                  |
| 6           | 125.9                    | 90.0                          | 81.1                   | 85.1   | 108.5                     | 100.1   | 98.0                        | 113.8                                  |
| 7           | 120.2                    | 91.7                          | 77.2                   | 84.9   | 109.3                     | 96.8  | 95.9                        | 115.0                                  |
| 8           | 115.8                    | 101.1                         | 82.1                   | 89.7   | 111.9                     | 98.7  | 91.9                        | 110.3                                  |
| 9           | 128.8                    | 101.1                         | 80.8                   | 91.4   | 108.4                     | 100.5   | 101.6                       | 111.6                                  |
| 10          | 132.6                    | 85.0                          | 74.5                   | 81.9   | 108.2                     | 105.6   | 100.2                       | 116.9                                  |
| 11          | 142.1                    | 92.1                          | 67.9                   | 82.8   | 102.7                     | 105.6   | 101.2                       | 122.3                                  |
| 12          | 149.1                    | 91.2                          | 83.9                   | 82.8   | 98.1                      | 104.4   | 103.4                       | 117.1                                  |
| 계 절 조 정 지 수 |                          |                               |                        | Seasonally adjusted index  |                           |   |                             |  |
| 2023. 9     | 132.9                    | 97.7                          | 79.0                   | 90.0   | 104.2                     | 103.3   | 101.2                       | 116.1                                  |
| 10          | 133.4                    | 95.3                          | 82.5                   | 88.5   | 103.2                     | 103.1   | 100.4                       | 113.6                                  |
| 11          | 135.8                    | 98.8                          | 81.6                   | 89.7   | 103.6                     | 106.2   | 100.0                       | 115.3                                  |
| 12          | 138.3                    | 95.6                          | 92.4                   | 87.8   | 104.0                     | 106.7   | 100.5                       | 114.7                                  |
| 2024. 1     | 138.1                    | 96.8                          | 119.5                  | 85.8   | 102.8                     | 99.7  | 96.1                        | 113.2                                  |
| 2           | 130.9                    | 89.7                          | 67.1                   | 86.3   | 105.7                     | 99.3  | 96.8                        | 120.3                                  |
| 3           | 130.8                    | 94.4                          | 74.6                   | 85.7   | 100.6                     | 105.5   | 96.0                        | 116.8                                  |
| 4           | 127.3                    | 93.8                          | 83.0                   | 85.3   | 104.0                     | 97.8  | 97.9                        | 118.4                                  |
| 5           | 124.3                    | 97.7                          | 82.9                   | 85.6   | 103.3                     | 98.8  | 97.5                        | 116.5                                  |
| 6           | 126.4                    | 91.5                          | 83.1                   | 83.8   | 103.5                     | 102.5   | 98.3                        | 121.4                                  |
| 7           | 130.5                    | 92.4                          | 82.4                   | 83.1   | 102.0                     | 95.7  | 100.1                       | 114.5                                  |
| 8           | 127.8                    | 95.2                          | 79.1                   | 86.5   | 104.0                     | 103.0   | 97.2                        | 115.8                                  |
| 9           | 130.9                    | 91.4                          | 71.8                   | 83.2   | 103.2                     | 106.1   | 100.3                       | 115.9                                  |
| 10          | 129.8                    | 93.0                          | 65.8                   | 85.5   | 104.4                     | 104.0   | 98.1                        | 112.0                                  |
| 11          | 132.0                    | 95.4                          | 70.1                   | 85.3   | 105.7                     | 100.9   | 100.8                       | 116.1                                  |
| 12          | 137.8                    | 88.6                          | 86.7                   | 83.8   | 103.3                     | 96.1  | 101.3                       | 112.1                                  |

주: 1) 최근 2개월과 2024년 수치는 잠정치임  
 자료: 통계청 경제동향통계심의관 서비스업동향과

Note: 1) Recent two month and 2024 figures are preliminary.  
 Source: Statistics Korea.

6. 온라인쇼핑 거래액<sup>1)</sup>

단위: 100만 원

|          | 합 계         | 컴퓨터 및<br>주변기기                                 | 가전 · 전자  | 통신기기                           | 서 적       | 사무 · 문구                           | 의 복        |
|----------|-------------|---|--|--------------------------------|-----------|-----------------------------------|------------|
|          | Total       | Computers &<br>computer-related<br>appliances | Home electric<br>appliances and<br>electronic<br>equipment | Telecommunication<br>equipment | Books     | Office appliances<br>& stationery | Clothing   |
| 종 합 물    |             |   |  |                                |           |                                   |            |
| 2024     | 146,829,372 | 6,280,223                                     | 14,391,795   | 4,779,986                      | 997,976   | 1,789,958                         | 8,093,523  |
| 2023. 12 | 12,577,840  | 547,240                                       | 1,210,610  | 413,764                        | 91,109    | 191,125                           | 782,152    |
| 2024. 1  | 12,746,562  | 648,906                                       | 1,188,252  | 505,454                        | 98,414    | 154,239                           | 595,213    |
| 2        | 11,872,524  | 627,452                                       | 1,127,359  | 410,691                        | 81,934    | 142,263                           | 566,965    |
| 3        | 12,561,075  | 617,690                                       | 1,130,892  | 383,076                        | 106,222   | 164,773                           | 763,919    |
| 4        | 12,435,350  | 531,504                                       | 1,191,384  | 344,585                        | 75,549    | 150,775                           | 780,353    |
| 5        | 12,881,435  | 559,333                                       | 1,317,485  | 337,167                        | 69,224    | 139,024                           | 733,853    |
| 6        | 12,246,312  | 520,627                                       | 1,354,334  | 333,874                        | 66,436    | 123,243                           | 668,197    |
| 7        | 11,825,516  | 451,209                                       | 1,337,006  | 387,628                        | 88,436    | 131,882                           | 586,725    |
| 8        | 11,415,063  | 430,890                                       | 1,137,834  | 343,228                        | 81,552    | 129,942                           | 481,254    |
| 9        | 11,601,975  | 423,560                                       | 1,041,201  | 508,026                        | 76,254    | 129,676                           | 523,326    |
| 10       | 11,960,333  | 413,710                                       | 1,109,994  | 437,958                        | 78,116    | 152,533                           | 782,316    |
| 11       | 12,748,695  | 566,479                                       | 1,319,446  | 404,352                        | 77,641    | 172,407                           | 875,388    |
| 12       | 12,534,532  | 488,863                                       | 1,136,608  | 383,947                        | 98,198    | 199,201                           | 736,014    |
| 전 문 물    |             |   |  |                                |           |                                   |            |
| 2024     | 95,260,369  | 2,121,753                                     | 977,347  | 1,252,935                      | 1,561,844 | 213,508                           | 13,553,386 |
| 2023. 12 | 7,975,685   | 193,255                                       | 84,097   | 59,161                         | 140,646   | 21,832                            | 1,240,715  |
| 2024. 1  | 7,488,395   | 239,700                                       | 77,961   | 158,873                        | 134,362   | 20,218                            | 932,014    |
| 2        | 7,192,030   | 215,631                                       | 70,418   | 100,286                        | 127,943   | 18,904                            | 980,083    |
| 3        | 7,868,808   | 214,707                                       | 71,524   | 55,471                         | 162,225   | 20,420                            | 1,108,879  |
| 4        | 7,376,437   | 158,865                                       | 77,982   | 56,287                         | 115,605   | 16,270                            | 1,138,541  |
| 5        | 7,964,806   | 135,077                                       | 78,760   | 56,306                         | 128,021   | 16,170                            | 1,092,376  |
| 6        | 7,801,357   | 152,723                                       | 82,283   | 46,153                         | 107,037   | 14,942                            | 1,106,676  |
| 7        | 8,090,258   | 176,848                                       | 85,900   | 155,220                        | 137,807   | 17,588                            | 1,055,991  |
| 8        | 8,161,433   | 156,752                                       | 79,802   | 91,771                         | 129,744   | 19,002                            | 880,252    |
| 9        | 7,998,522   | 152,419                                       | 84,914   | 230,420                        | 127,405   | 16,565                            | 1,005,262  |
| 10       | 8,245,331   | 156,094                                       | 90,407   | 146,720                        | 127,213   | 17,773                            | 1,298,095  |
| 11       | 8,392,863   | 162,708                                       | 90,365   | 83,657                         | 126,868   | 16,411                            | 1,543,447  |
| 12       | 8,680,129   | 200,229                                       | 87,031   | 71,771                         | 137,614   | 19,245                            | 1,411,770  |

주: 1) 최근 2개월과 2024년 수치는 잠정치임  
자료: 통계청 경제동향통계심의관 서비스업동향과

6. Transaction Value of Online Shopping Mall <sup>1)</sup>

In million won

| 신 발              | 가 방       | 패션용품 및<br>액세서리           | 스포츠 ·<br>레저용품                  | 화 장 품      | 아동 · 유아용품                       |          |
|------------------|-----------|--------------------------|--------------------------------|------------|---------------------------------|----------|
| Footwear         | Luggage   | Fashion &<br>accessories | Sports & leisure<br>appliances | Cosmetics  | Goods for infants<br>& children |          |
| General mall     |           |                          |                                |            |                                 |          |
| 2,193,857        | 1,582,564 | 2,868,253                | 5,229,418                      | 10,837,055 | 4,862,503                       | 2024     |
| 208,572          | 140,876   | 308,343                  | 429,318                        | 889,393    | 489,427                         | 12. 2023 |
| 153,687          | 143,315   | 256,889                  | 360,909                        | 963,346    | 387,611                         | 1. 2024  |
| 154,159          | 141,757   | 235,254                  | 340,210                        | 847,505    | 385,645                         | 2        |
| 194,595          | 150,204   | 244,586                  | 441,404                        | 916,529    | 429,697                         | 3        |
| 200,469          | 138,564   | 244,322                  | 498,859                        | 932,747    | 438,892                         | 4        |
| 206,887          | 138,914   | 249,897                  | 505,557                        | 946,093    | 436,279                         | 5        |
| 194,330          | 124,697   | 246,189                  | 458,842                        | 858,774    | 381,419                         | 6        |
| 184,816          | 127,974   | 250,141                  | 427,553                        | 860,000    | 374,614                         | 7        |
| 145,999          | 123,703   | 216,231                  | 395,110                        | 868,777    | 366,369                         | 8        |
| 155,878          | 124,745   | 205,610                  | 411,015                        | 863,530    | 364,105                         | 9        |
| 186,397          | 124,255   | 223,608                  | 494,667                        | 901,709    | 398,783                         | 10       |
| 224,138          | 123,623   | 236,962                  | 491,486                        | 927,567    | 414,770                         | 11       |
| 192,502          | 120,813   | 258,564                  | 403,806                        | 950,478    | 484,319                         | 12       |
| Specialized mall |           |                          |                                |            |                                 |          |
| 1,595,525        | 948,051   | 1,176,830                | 383,200                        | 1,725,715  | 378,678                         | 2024     |
| 125,007          | 89,228    | 112,528                  | 23,631                         | 173,043    | 31,534                          | 12. 2023 |
| 99,630           | 82,313    | 84,875                   | 26,233                         | 126,494    | 23,469                          | 1. 2024  |
| 148,100          | 88,611    | 87,921                   | 26,301                         | 114,004    | 24,018                          | 2        |
| 128,906          | 92,205    | 103,566                  | 31,714                         | 163,092    | 30,238                          | 3        |
| 133,697          | 81,527    | 98,955                   | 35,385                         | 123,344    | 38,097                          | 4        |
| 152,751          | 81,211    | 108,165                  | 35,294                         | 135,498    | 31,913                          | 5        |
| 119,692          | 69,513    | 78,873                   | 33,542                         | 160,942    | 27,336                          | 6        |
| 130,768          | 82,998    | 99,926                   | 32,341                         | 128,749    | 31,993                          | 7        |
| 127,240          | 72,319    | 86,623                   | 30,974                         | 144,831    | 31,371                          | 8        |
| 115,577          | 74,714    | 91,762                   | 33,272                         | 152,015    | 28,522                          | 9        |
| 122,337          | 71,787    | 93,939                   | 37,227                         | 129,037    | 34,821                          | 10       |
| 166,956          | 68,757    | 98,284                   | 30,381                         | 155,930    | 35,646                          | 11       |
| 149,871          | 82,096    | 143,941                  | 30,536                         | 191,779    | 41,254                          | 12       |

Note: 1) Recent two month and 2024 figures are preliminary.

Source: Statistics Korea.

6. 온라인쇼핑 거래액(계속)<sup>1)</sup>

단위: 100만 원

|          | 음 · 식료품<br>Food & beverages | 농 축수산물<br>Agriculture,<br>livestock & fishery<br>products | 생활용품<br>Household goods | 자동차 및<br>자동차용품<br>Motor vehicle<br>parts & accessories | 가 구<br>Furniture | 애완용품<br>Pet products |
|----------|-----------------------------|---|-------------------------|--|------------------|----------------------|
| 종 합 물    |                             |   |                         |  |                  |                      |
| 2024     | 30,022,676                  | 11,469,974  | 17,670,534              | 1,553,045  | 5,246,911        | 2,514,383            |
| 2023. 12 | 2,207,743                   | 901,720   | 1,438,690               | 139,284  | 426,808          | 207,779              |
| 2024. 1  | 2,544,299                   | 1,080,242   | 1,409,985               | 128,019  | 459,551          | 209,185              |
| 2        | 2,267,939                   | 983,667   | 1,328,541               | 115,117  | 455,879          | 189,898              |
| 3        | 2,447,322                   | 929,364   | 1,484,941               | 133,527  | 481,050          | 207,430              |
| 4        | 2,434,237                   | 886,709   | 1,443,704               | 134,209  | 437,543          | 203,851              |
| 5        | 2,539,593                   | 936,778   | 1,510,852               | 136,939  | 433,870          | 210,295              |
| 6        | 2,371,021                   | 875,061   | 1,470,234               | 131,690  | 420,170          | 205,786              |
| 7        | 2,485,278                   | 875,917   | 1,550,261               | 130,735  | 417,317          | 213,326              |
| 8        | 2,617,673                   | 951,834   | 1,516,333               | 120,207  | 412,297          | 213,453              |
| 9        | 2,622,635                   | 1,103,304   | 1,427,043               | 119,033  | 394,566          | 201,836              |
| 10       | 2,542,428                   | 917,102   | 1,507,010               | 132,305  | 446,979          | 218,267              |
| 11       | 2,560,061                   | 925,396   | 1,517,676               | 140,333  | 456,243          | 217,102              |
| 12       | 2,590,190                   | 1,004,600   | 1,503,954               | 130,931  | 431,446          | 223,954              |
| 전 문 물    |                             |   |                         |  |                  |                      |
| 2024     | 4,235,763                   | 1,307,554   | 1,113,339               | 3,594,718  | 447,228          | 184,779              |
| 2023. 12 | 342,338                     | 107,615   | 97,306                  | 244,562  | 36,751           | 16,481               |
| 2024. 1  | 376,710                     | 116,464   | 98,618                  | 149,124  | 37,978           | 14,506               |
| 2        | 316,882                     | 105,807   | 89,335                  | 166,871  | 36,591           | 15,312               |
| 3        | 330,810                     | 106,594   | 98,016                  | 513,562  | 50,548           | 15,455               |
| 4        | 335,914                     | 105,607   | 87,269                  | 208,302  | 46,841           | 14,974               |
| 5        | 352,610                     | 108,379   | 94,755                  | 401,620  | 34,643           | 15,432               |
| 6        | 322,248                     | 100,191   | 92,617                  | 514,122  | 33,046           | 15,381               |
| 7        | 350,845                     | 103,264   | 91,025                  | 283,746  | 33,367           | 15,564               |
| 8        | 414,095                     | 110,999   | 85,574                  | 321,452  | 33,016           | 16,325               |
| 9        | 404,552                     | 113,232   | 84,168                  | 234,829  | 30,116           | 15,425               |
| 10       | 351,273                     | 111,989   | 93,410                  | 218,594  | 37,391           | 15,841               |
| 11       | 345,345                     | 112,013   | 93,187                  | 356,296  | 36,881           | 15,096               |
| 12       | 334,479                     | 113,015   | 105,365                 | 226,200  | 36,810           | 15,468               |



6. Transaction Value of Online Shopping Mall (Cont'd) <sup>1)</sup>

In million won

| 여행 및 교통<br>서비스                                     | 문화 및 레저<br>서비스                | e쿠폰서비스            | 음식서비스         | 기타서비스                     | 기 타       |          |
|--|-------------------------------|-------------------|---------------|---------------------------|-----------|----------|
| Travel arrangement<br>& transportation<br>services | Culture & leisure<br>services | E-coupon services | Food services | Miscellaneous<br>services | Others    |          |
| General mall                                       |                               |                   |               |                           |           |          |
| 2,342,779  | 168,527                       | 8,145,077         | 39,974        | 2,015,173                 | 1,733,208 | 2024     |
| 204,031  | 20,839                        | 1,025,231         | 5,362         | 123,709                   | 174,715   | 12. 2023 |
| 258,310  | 18,926                        | 869,749           | 4,954         | 145,708                   | 161,399   | 1. 2024  |
| 238,731  | 15,530                        | 937,055           | 4,363         | 134,712                   | 139,898   | 2        |
| 220,260  | 15,303                        | 836,499           | 4,216         | 104,520                   | 153,056   | 3        |
| 224,033  | 15,675                        | 838,337           | 3,271         | 142,284                   | 143,494   | 4        |
| 224,742  | 15,009                        | 933,982           | 3,177         | 146,961                   | 149,524   | 5        |
| 220,771  | 17,464                        | 919,761           | 3,121         | 146,441                   | 133,830   | 6        |
| 160,052  | 15,605                        | 487,179           | 3,193         | 144,647                   | 134,022   | 7        |
| 162,221  | 11,596                        | 399,814           | 3,502         | 147,210                   | 138,034   | 8        |
| 135,397  | 9,932                         | 469,335           | 3,017         | 146,859                   | 142,092   | 9        |
| 157,570  | 9,778                         | 411,346           | 2,700         | 177,755                   | 133,047   | 10       |
| 165,028  | 10,571                        | 496,918           | 2,438         | 276,463                   | 146,207   | 11       |
| 175,664  | 13,138                        | 545,102           | 2,022         | 301,613                   | 158,605   | 12       |
| Specialized mall                                   |                               |                   |               |                           |           |          |
| 24,036,537   | 2,983,551                     | 368,539           | 29,240,239    | 1,199,565                 | 659,792   | 2024     |
| 1,966,718  | 227,888                       | 36,507            | 2,414,180     | 115,680                   | 74,983    | 12. 2023 |
| 2,063,560  | 188,065                       | 34,158            | 2,241,099     | 109,170                   | 52,803    | 1. 2024  |
| 1,910,246  | 222,235                       | 35,441            | 2,147,522     | 89,450                    | 54,118    | 2        |
| 1,876,036  | 241,713                       | 31,278            | 2,274,156     | 91,651                    | 56,045    | 3        |
| 1,864,857  | 245,692                       | 29,109            | 2,205,457     | 94,237                    | 63,623    | 4        |
| 2,144,133  | 228,720                       | 27,998            | 2,357,913     | 90,767                    | 56,292    | 5        |
| 1,855,935  | 312,928                       | 30,018            | 2,392,943     | 86,915                    | 45,301    | 6        |
| 2,111,925  | 257,446                       | 30,525            | 2,535,278     | 88,638                    | 52,507    | 7        |
| 2,169,648  | 279,435                       | 26,999            | 2,717,776     | 91,964                    | 43,470    | 8        |
| 1,937,652  | 319,447                       | 33,326            | 2,509,720     | 154,855                   | 48,354    | 9        |
| 2,104,755  | 259,899                       | 33,679            | 2,531,560     | 97,918                    | 63,572    | 10       |
| 1,940,333  | 240,817                       | 27,591            | 2,484,908     | 98,421                    | 62,565    | 11       |
| 2,057,457  | 187,154                       | 28,417            | 2,841,907     | 105,579                   | 61,142    | 12       |

7. 서비스업 생산지수 <sup>1)</sup>

2020=100

|         | 총 지수        | 도매 및<br>소매업                 | 운수 및<br>창고업                 | 숙박 및<br>음식점업                                  | 정보통신업                          | 금융 및<br>보험업                            | 부동산업                      |
|---------|-------------|-----------------------------|-----------------------------|---|--------------------------------|--|---------------------------|
|         | Total Index | Wholesale &<br>retail trade | Transportation<br>& storage | Accommodation<br>& food service<br>activities | Information &<br>communication | Financial &<br>insurance<br>activities | Real estate<br>activities |
| 경 상 지 수 |             |                             |                             |   |                                |  |                           |
| 2020    | 100.0       | 100.0                       | 100.0                       | 100.0   | 100.0                          | 100.0                                  | 100.0                     |
| 2021    | 108.8       | 110.3                       | 111.9                       | 104.1   | 114.6                          | 110.2                                  | 108.8                     |
| 2022    | 121.4       | 120.5                       | 146.0                       | 130.8   | 117.7                          | 122.7                                  | 121.3                     |
| 2023    | 127.2       | 121.5                       | 155.2                       | 139.6   | 119.6                          | 132.7                                  | 127.3                     |
| 2024    | 131.3       | 120.6                       | 167.0                       | 141.1   | 127.4                          | 138.5                                  | 130.3                     |
| 2023. 9 | 127.8       | 122.6                       | 156.4                       | 138.2   | 120.3                          | 131.2                                  | 130.7                     |
| 10      | 126.8       | 121.3                       | 162.6                       | 142.3   | 118.3                          | 128.7                                  | 130.3                     |
| 11      | 128.5       | 125.4                       | 156.7                       | 135.8   | 120.8                          | 130.0                                  | 128.3                     |
| 12      | 144.1       | 127.8                       | 161.6                       | 150.7   | 171.5                          | 149.8                                  | 133.5                     |
| 2024. 1 | 126.5       | 120.5                       | 160.2                       | 134.8   | 115.8                          | 140.9                                  | 129.5                     |
| 2       | 122.1       | 112.8                       | 148.2                       | 127.6   | 114.7                          | 131.7                                  | 127.5                     |
| 3       | 132.0       | 121.7                       | 164.5                       | 140.6   | 125.8                          | 141.7                                  | 129.3                     |
| 4       | 129.5       | 120.0                       | 166.2                       | 139.8   | 118.7                          | 138.2                                  | 129.2                     |
| 5       | 130.7       | 123.0                       | 169.1                       | 146.7   | 119.5                          | 134.9                                  | 128.7                     |
| 6       | 133.2       | 120.3                       | 169.0                       | 141.7   | 128.0                          | 140.5                                  | 131.5                     |
| 7       | 130.7       | 116.5                       | 176.1                       | 144.0   | 126.2                          | 137.9                                  | 134.1                     |
| 8       | 129.4       | 116.8                       | 173.6                       | 149.9   | 122.0                          | 134.0                                  | 131.8                     |
| 9       | 129.2       | 121.1                       | 163.5                       | 136.3   | 123.6                          | 132.4                                  | 128.6                     |
| 10      | 131.3       | 122.9                       | 172.3                       | 143.2   | 123.2                          | 137.1                                  | 129.6                     |
| 11      | 131.8       | 122.4                       | 167.0                       | 139.5   | 130.7                          | 136.2                                  | 130.3                     |
| 12      | 148.6       | 128.7                       | 174.7                       | 149.3   | 181.1                          | 157.0                                  | 133.9                     |
| 불 변 지 수 |             |                             |                             |   |                                |  |                           |
| 2020    | 100.0       | 100.0                       | 100.0                       | 100.0   | 100.0                          | 100.0                                  | 100.0                     |
| 2021    | 105.0       | 104.3                       | 104.2                       | 101.9   | 112.2                          | 108.3                                  | 102.3                     |
| 2022    | 112.3       | 107.1                       | 123.4                       | 119.1   | 113.9                          | 117.6                                  | 110.5                     |
| 2023    | 115.9       | 106.4                       | 138.8                       | 120.0   | 113.9                          | 124.9                                  | 114.0                     |
| 2024    | 117.5       | 104.1                       | 152.3                       | 118.0   | 117.8                          | 128.1                                  | 114.4                     |
| 2023. 9 | 116.1       | 105.9                       | 143.4                       | 118.2   | 114.6                          | 123.1                                  | 116.6                     |
| 10      | 115.2       | 105.1                       | 147.8                       | 121.1   | 112.7                          | 120.6                                  | 116.1                     |
| 11      | 116.9       | 109.4                       | 143.1                       | 115.8   | 115.0                          | 121.9                                  | 114.4                     |
| 12      | 130.9       | 111.3                       | 148.5                       | 126.9   | 163.0                          | 140.8                                  | 118.7                     |
| 2024. 1 | 113.8       | 104.5                       | 145.1                       | 114.2   | 108.5                          | 131.1                                  | 114.5                     |
| 2       | 109.6       | 97.3                        | 133.9                       | 108.0   | 107.6                          | 122.5                                  | 112.2                     |
| 3       | 118.6       | 104.8                       | 149.1                       | 118.8   | 118.1                          | 131.8                                  | 113.9                     |
| 4       | 116.1       | 103.3                       | 150.4                       | 117.6   | 111.2                          | 128.3                                  | 113.8                     |
| 5       | 117.0       | 106.1                       | 152.3                       | 123.0   | 111.5                          | 124.6                                  | 113.2                     |
| 6       | 119.2       | 104.0                       | 152.1                       | 118.7   | 118.7                          | 129.7                                  | 115.5                     |
| 7       | 116.8       | 100.4                       | 159.2                       | 119.4   | 116.7                          | 127.2                                  | 117.8                     |
| 8       | 115.6       | 100.6                       | 157.2                       | 123.3   | 112.5                          | 123.5                                  | 115.5                     |
| 9       | 115.5       | 104.1                       | 150.4                       | 114.0   | 113.5                          | 122.2                                  | 112.4                     |
| 10      | 117.6       | 106.3                       | 160.2                       | 119.1   | 112.6                          | 126.3                                  | 113.2                     |
| 11      | 118.0       | 106.2                       | 155.5                       | 115.9   | 119.1                          | 125.6                                  | 113.7                     |
| 12      | 132.5       | 111.1                       | 161.8                       | 123.4   | 163.2                          | 144.9                                  | 116.9                     |

주: 1) 최근 2개월과 2024년 수치는 잠정치임

자료: 통계청 경제동향통계심의관 서비스업동향과

7. Index of Services by Industry Sector <sup>1)</sup>

2020=100

| 전문, 과학 및<br>기술서비스업                                       | 사업시설관리,<br>사업지원 및<br>임대서비스업   | 교육 서비스업   | 보건 및 사회<br>복지서비스업                           | 예술, 스포츠<br>및 여가관련<br>서비스업                        | 협회 및 단체,<br>수리 및 기타<br>개인서비스업                                       | 수도, 하수 및<br>폐기물처리,<br>원료재생업   |         |
|--|---|-----------|---|--|---|---|---------|
| Professional,<br>scientific &<br>technical<br>activities | Business facilities<br>management &<br>business support<br>services; rental &<br>leasing activities | Education | Human health &<br>social work<br>activities | Arts, sports &<br>recreation related<br>services | Membership<br>organizations,<br>repair & other<br>personal services | Water supply;<br>sewage, waste<br>management,<br>materials recovery |         |
| Value index  |   |           |   |  |   |   |         |
| 100.0  | 100.0   | 100.0     | 100.0                                       | 100.0  | 100.0   | 100.0   | 2020    |
| 106.8  | 103.4   | 103.8     | 107.2                                       | 118.8  | 103.7   | 105.1   | 2021    |
| 113.5  | 112.8   | 109.2     | 118.2                                       | 176.4  | 112.4   | 104.9   | 2022    |
| 118.9  | 121.3   | 112.8     | 124.8                                       | 193.7  | 122.4   | 103.4   | 2023    |
| 123.4  | 124.0   | 114.4     | 130.3                                       | 200.9  | 126.3   | 104.3   | 2024    |
| 116.2  | 125.1   | 114.2     | 127.3                                       | 198.7  | 125.5   | 101.9   | 9. 2023 |
| 110.1  | 125.9   | 112.0     | 125.2                                       | 210.6  | 128.6   | 106.5   | 10      |
| 123.4  | 127.6   | 110.3     | 125.0                                       | 191.0  | 131.1   | 108.0   | 11      |
| 163.2  | 134.3   | 114.7     | 126.4                                       | 217.9  | 165.0   | 100.7   | 12      |
| 104.4  | 118.8   | 114.3     | 130.1                                       | 149.9  | 111.8   | 97.7  | 1. 2024 |
| 102.2  | 117.9   | 117.1     | 132.2                                       | 155.2  | 110.8   | 87.0  | 2       |
| 130.3  | 122.8   | 114.7     | 129.6                                       | 199.1  | 119.7   | 103.5   | 3       |
| 120.5  | 122.3   | 114.3     | 127.4                                       | 210.5  | 123.9   | 105.9   | 4       |
| 125.1  | 123.7   | 114.0     | 126.4                                       | 226.6  | 122.4   | 108.8   | 5       |
| 136.4  | 124.6   | 113.8     | 129.7                                       | 222.9  | 121.5   | 105.1   | 6       |
| 119.3  | 123.7   | 114.2     | 130.4                                       | 205.1  | 125.2   | 107.9   | 7       |
| 113.4  | 123.5   | 113.7     | 133.1                                       | 214.9  | 120.7   | 109.0   | 8       |
| 118.5  | 123.7   | 115.0     | 131.2                                       | 207.7  | 126.9   | 102.6   | 9       |
| 116.0  | 125.6   | 114.1     | 131.1                                       | 214.3  | 131.1   | 113.3   | 10      |
| 125.3  | 126.2   | 111.6     | 130.7                                       | 198.5  | 133.2   | 106.1   | 11      |
| 169.4  | 135.4   | 115.8     | 131.9                                       | 205.6  | 168.7   | 104.3   | 12      |
| Volume index   |   |           |   |  |   |   |         |
| 100.0  | 100.0   | 100.0     | 100.0                                       | 100.0  | 100.0   | 100.0   | 2020    |
| 102.8  | 102.3   | 101.5     | 105.1                                       | 115.4  | 101.9   | 102.4   | 2021    |
| 105.2  | 107.7   | 102.7     | 113.2                                       | 165.8  | 106.4   | 97.7  | 2022    |
| 106.8  | 113.1   | 103.1     | 117.3                                       | 177.3  | 110.9   | 96.1  | 2023    |
| 108.1  | 113.7   | 102.5     | 120.2                                       | 180.4  | 110.2   | 95.0  | 2024    |
| 104.1  | 116.5   | 103.5     | 119.7                                       | 181.6  | 113.3   | 94.4  | 9. 2023 |
| 98.7   | 117.1   | 101.2     | 117.8                                       | 192.2  | 115.8   | 98.6  | 10      |
| 110.8  | 119.0   | 100.1     | 117.5                                       | 174.6  | 118.0   | 100.2   | 11      |
| 146.2  | 125.3   | 104.0     | 118.8                                       | 199.9  | 149.0   | 93.2  | 12      |
| 91.8   | 109.3   | 103.2     | 119.9                                       | 136.4  | 98.5  | 89.4  | 1. 2024 |
| 89.9   | 108.2   | 105.3     | 121.9                                       | 140.6  | 97.6  | 79.3  | 2       |
| 114.6  | 112.8   | 103.2     | 119.5                                       | 180.2  | 105.3   | 94.5  | 3       |
| 105.5  | 112.2   | 102.7     | 117.5                                       | 190.1  | 108.6   | 96.8  | 4       |
| 109.4  | 113.4   | 102.3     | 116.6                                       | 204.1  | 107.1   | 99.8  | 5       |
| 119.2  | 114.4   | 102.2     | 119.6                                       | 200.1  | 106.2   | 95.8  | 6       |
| 104.4  | 113.4   | 102.3     | 120.2                                       | 184.2  | 108.6   | 98.1  | 7       |
| 99.3   | 113.2   | 101.5     | 122.8                                       | 192.9  | 104.5   | 99.2  | 8       |
| 103.7  | 113.1   | 102.6     | 121.1                                       | 185.9  | 110.4   | 93.2  | 9       |
| 101.4  | 114.9   | 101.8     | 121.0                                       | 190.8  | 113.8   | 103.1   | 10      |
| 109.6  | 115.6   | 99.6      | 120.7                                       | 176.6  | 115.4   | 96.5  | 11      |
| 147.9  | 123.7   | 103.0     | 121.7                                       | 182.5  | 146.6   | 94.5  | 12      |

Note: 1) Recent two month and 2024 figures are preliminary.

Source: Statistics Korea.



# XI. 물가

Price

|                                |     |
|--------------------------------|-----|
| 1. 지출목적별 소비자물가지수 .....         | 223 |
| 2. 품목성질별 소비자물가지수 .....         | 226 |
| 3. 품목별 소비자물가지수 .....           | 227 |
| 4. 특수분류별 소비자물가지수 .....         | 236 |
| 5. 지역별 소비자물가지수(지출목적별 분류) ..... | 237 |
| 6. 생산자물가지수 .....               | 246 |
| 7. 특수분류별 생산자물가지수 .....         | 252 |
| 8. 국내공급물가지수 .....              | 254 |
| 9. 수출입 물가지수 .....              | 258 |
| 10. 특수분류별 수출입물가지수 .....        | 260 |
| 11. 농가 판매 및 구입가격지수 .....       | 262 |
| 12. 주요 분류별 농가 구입가격지수 .....     | 264 |
| 13. 주요 분류별 농가 판매가격지수 .....     | 266 |



## 주요 용어 해설 (Explanation of Terms)

### XI-1. 지출목적별 소비자물가지수(CPI by Expenditure Category)

- 가구에서 일상생활을 위하기 위해 구입하는 상품과 서비스의 평균적인 가격 변동을 측정한 지수

### XI-2. 품목성질별 소비자물가지수(CPI by commodities and services)

- 조사대상 품목 성질(농축수산물, 공업제품 등)에 따라 상품과 서비스로 대별한 다음 유사한 특성을 가지는 상품군 또는 서비스유형으로 세분하여 각각에 대한 물가변동을 파악하기 위해 작성하는 지수

### XI-4. 생활물가지수(CPI for Living Necessaries)

- 소비자들이 체감하는 물가는 구입하는 품목이나 구입빈도에 따라 각각 다르기 때문에 소비자물가지수와 체감물가와와의 사이에 다소 차이가 발생할 수 밖에 없는데 이에 따라서 일반소비자들이 자주 구입하는 품목과 기본생활품 144개 품목을 대상으로 작성한 지수

### XI-4. 신선식품지수(Index by fresh food)

- 기상조건이나 계절에 따라 가격변동이 큰 품목을 별도로 집계하여 주부들이 느끼는 장바구니물가에 가까운 지수로서 신선어개(11개품목), 신선채소(26개품목), 신선과실(18개품목)로 총 55개 품목을 대상으로 작성한 지수

### XI-6. 생산자물가지수(Producer price index)

- 국내 생산자가 국내(내수)시장에 공급하는 상품의 가격 및 서비스의 요금을 경제에서 차지하는 중요도를 고려하여 평균한 종합적인 가격수준을 지수화한 통계

### XI-8. 국내공급물가지수(Domestic supply price index)

- 물가변동의 파급과정 등을 파악하기 위하여 국내에 공급(국내출하 및 수입)되는 상품 및 서비스의 가격변동을 원재료, 중간재, 최종재의 생산단계별로 구분하여 측정한 지수

### XI-9. 수출입 물가지수(Export and import price indexes)

- 수출 및 수입 상품의 종합적인 가격수준을 측정하여 지수화한 통계

### XI-11. 농가 판매 및 구입가격지수(Price indexes of commodities received and paid by farmers)

- 농가가 생산하는 농산물의 농가수취가격과 농가의 영농 및 소비생활에 필요한 재화와 용역의 구입가격을 조사하여 지수를 편제하고, 농가경제를 가격측면에서 분석하는데 필요한 기초자료 제공이 조사목적이며, 농가판매가격지수는 농업경영활동으로 생산된 농산물 및 축산물 등 72개 품목의 가격지수이고, 농가구입가격지수는 농업경영체의 가게 및 경영활동에 투입된 구입품의 가격지수를 의미함





# 1. 지출목적별 소비자물가지수 <sup>1)</sup>

## CPI by Expenditure Category

※ 가구에서 일상생활을 영위하기 위해 구입하는 상품과 서비스의 가격변동을 측정하기 위하여 작성한 지수. 기준연도는 2020=100이고, 조사품목은 상품 및 서비스 458개 품목이며, 가중치는 가계동향조사 월평균 소비지출액에서 각 품목의 소비지출액이 차지하는 비중으로 천분비로 산출. 2020=100

※ CPI is designed to measure changes in prices of commodities and services which households purchase for their daily lives. The base year for the CPI is 2020. The CPI is constructed by using the prices of 458 representative items. The weights are derived from the share of each survey item in the monthly average consumption expenditures (the population for weights) of the Household Income and Expenditure Survey.

|                   | 총 지수<br>Total item | 식료품 및 비주류 음료<br>Food & non-alcoholic beverages | 주류 및 담배     |                                   | 주류<br>Alcoholic beverages | 담배<br>Tobacco |
|-------------------|--------------------|--|-------------|-----------------------------------|---------------------------|---------------|
|                   |                    |  | 식료품<br>Food | 비주류 음료<br>Non-alcoholic beverages |                           |               |
| 가중치 <sup>2)</sup> | 1,000.0            | 142.0  | 132.3       | 9.7                               | 15.8                      | 9.3           |
| 2019              | 99.47              | 95.76  | 95.53       | 99.23                             | 99.68                     | 100.00        |
| 2020              | 100.00             | 100.00   | 100.00      | 100.00                            | 100.00                    | 100.00        |
| 2021              | 102.50             | 105.89   | 106.18      | 101.77                            | 100.43                    | 101.12        |
| 2022              | 107.72             | 112.15   | 112.41      | 108.52                            | 102.62                    | 106.86        |
| 2023              | 111.59             | 118.29   | 118.27      | 118.26                            | 103.63                    | 109.42        |
| 2024              | 114.18             | 122.87   | 123.06      | 120.14                            | 104.56                    | 111.77        |
| 2024. 1           | 113.17             | 122.20   | 122.38      | 119.57                            | 104.40                    | 111.34        |
| 2                 | 113.78             | 123.96   | 124.30      | 119.28                            | 104.33                    | 111.21        |
| 3                 | 113.95             | 124.22   | 124.72      | 117.33                            | 104.43                    | 111.43        |
| 4                 | 114.01             | 122.75   | 123.06      | 118.58                            | 104.70                    | 112.14        |
| 5                 | 114.10             | 121.90   | 122.10      | 119.00                            | 104.46                    | 111.52        |
| 6                 | 113.84             | 120.68   | 120.91      | 117.56                            | 104.54                    | 111.71        |
| 7                 | 114.13             | 121.54   | 121.57      | 120.76                            | 104.71                    | 112.15        |
| 8                 | 114.54             | 122.99   | 123.16      | 120.62                            | 104.59                    | 111.85        |
| 9                 | 114.65             | 124.72   | 125.05      | 120.24                            | 104.48                    | 111.55        |
| 10                | 114.69             | 124.53   | 124.74      | 121.59                            | 104.68                    | 112.09        |
| 11                | 114.40             | 121.32   | 121.24      | 122.37                            | 104.81                    | 112.39        |
| 12                | 114.91             | 123.61   | 123.52      | 124.74                            | 104.58                    | 111.82        |
| 2025. 1           | 115.71             | 125.13   | 125.02      | 126.27                            | 104.61                    | 111.90        |

|                      | 의류 및 신발             |          |          | 주택 · 수도 · 전기 및 연료                         | 주거임차료                      | 주거시설 유지 · 보수                         | 수도 및 주거 관련 서비스   | 전기 · 가스 및 기타연료                 |
|----------------------|---------------------|----------|----------|---|----------------------------|--------------------------------------|--|--------------------------------|
|                      | 의류                  | 신발       |          |   |                            |                                      |  |                                |
|                      | Clothing & footwear | Clothing | Footwear | Housing, water, electricity & other fuels | Actual rentals for housing | Maintenance & repair of the dwelling | Water supply & miscellaneous services relating to the dwelling | Electricity, gas & other fuels |
| Weight <sup>2)</sup> | 49.6                | 42.1     | 7.5      | 171.6                                     | 99.1                       | 9.3                                  | 30.6   | 32.6                           |
| 2019                 | 99.27               | 99.39    | 98.53    | 99.49                                     | 99.78                      | 97.86                                | 96.33  | 101.95                         |
| 2020                 | 100.00              | 100.00   | 100.00   | 100.00                                    | 100.00                     | 100.00                               | 100.00   | 100.00                         |
| 2021                 | 100.56              | 100.43   | 101.31   | 101.63                                    | 101.38                     | 104.96                               | 104.56   | 98.63                          |
| 2022                 | 103.71              | 103.65   | 104.08   | 107.19                                    | 103.26                     | 112.47                               | 109.03   | 115.65                         |
| 2023                 | 110.66              | 110.85   | 109.65   | 112.63                                    | 103.75                     | 116.63                               | 114.01   | 138.69                         |
| 2024                 | 114.34              | 114.93   | 111.07   | 114.50                                    | 104.00                     | 118.78                               | 118.92   | 142.93                         |
| 2024. 1              | 113.61              | 114.07   | 111.04   | 113.84                                    | 103.74                     | 117.86                               | 116.60   | 142.63                         |
| 2                    | 113.63              | 114.09   | 111.04   | 114.22                                    | 103.77                     | 118.03                               | 118.70   | 142.63                         |
| 3                    | 113.65              | 114.11   | 111.04   | 114.11                                    | 103.80                     | 118.22                               | 117.80   | 142.66                         |
| 4                    | 113.59              | 114.13   | 110.60   | 114.15                                    | 103.83                     | 118.50                               | 117.82   | 142.68                         |
| 5                    | 114.30              | 114.97   | 110.59   | 114.26                                    | 103.89                     | 118.69                               | 118.19   | 142.66                         |
| 6                    | 114.31              | 114.97   | 110.59   | 114.43                                    | 103.96                     | 118.59                               | 119.02   | 142.59                         |
| 7                    | 114.38              | 114.98   | 111.00   | 113.07                                    | 104.01                     | 118.76                               | 118.55   | 135.14                         |
| 8                    | 114.44              | 114.98   | 111.37   | 113.92                                    | 104.09                     | 118.87                               | 119.77   | 138.52                         |
| 9                    | 114.44              | 114.98   | 111.38   | 115.36                                    | 104.15                     | 119.09                               | 119.68   | 146.45                         |
| 10                   | 114.79              | 115.40   | 111.39   | 115.51                                    | 104.22                     | 119.43                               | 120.32   | 146.35                         |
| 11                   | 115.48              | 116.21   | 111.39   | 115.48                                    | 104.26                     | 119.65                               | 119.89   | 146.40                         |
| 12                   | 115.49              | 116.22   | 111.39   | 115.67                                    | 104.33                     | 119.72                               | 120.68   | 146.47                         |
| 2025. 1              | 115.46              | 116.20   | 111.39   | 115.87                                    | 104.39                     | 120.23                               | 121.38   | 146.54                         |

주: 1) 소비자물가지수의 기준연도는 2020년, 가중치의 기준연도는 2022년임  
2) 2022년기준 가중치로써 이전자료(~2021년)는 동일 가중치를 적용 할 수 없음  
자료: 통계청 경제동향통계심의관 물가동향과

Note: 1) CPI base year was 2020 with the weights calculated based on year 2022.  
2) The weights were based on 2022, which couldn't be applied to data for previous periods (leading up to 2021).  
Source: Statistics Korea.

1. 지출목적별 소비자물가지수(계속) <sup>1)</sup>

2020=100

|                   | 가정용품 및 가사 서비스  |  |                                   |                                |   |   |   | 보건     |  |
|-------------------|--|--|-----------------------------------|--------------------------------|---|---|---|--------|--|
|                   | Furnishings, household equipment and routine household maintenance | 가구·가사<br>비품 및 카펫<br>Furniture and furnishings, carpets and other floor coverings | 가정용<br>섬유제품<br>Household textiles | 가정용 기기<br>Household appliances | 주방용품 및<br>가정용품<br>Glassware, tableware and household utensils | 가정·정원용<br>공구 및 장비<br>Tools & equipment for house and garden | 일상생활용품<br>및 가사서비스<br>Goods & services for routine household maintenance | Health | 의료용품<br>및 장비<br>Medical products, appliances & equipment |
| 가중치 <sup>2)</sup> | 45.6   | 8.7  | 3.0                               | 16.7                           | 4.0   | 3.1   | 10.1  | 84.0   | 35.3   |
| 2019              | 99.97  | 99.63  | 97.16                             | 101.58                         | 99.03   | 99.54   | 99.12   | 98.52  | 98.80  |
| 2020              | 100.00   | 100.00   | 100.00                            | 100.00                         | 100.00  | 100.00  | 100.00  | 100.00 | 100.00   |
| 2021              | 101.87   | 104.57   | 101.04                            | 99.82                          | 100.44  | 105.38  | 103.20  | 99.92  | 98.42  |
| 2022              | 106.78   | 112.55   | 105.75                            | 100.10                         | 110.11  | 111.79  | 111.88  | 100.76 | 98.84  |
| 2023              | 112.56   | 121.25   | 110.50                            | 103.02                         | 116.33  | 114.15  | 121.67  | 102.40 | 100.40   |
| 2024              | 114.82   | 125.95   | 110.50                            | 103.63                         | 117.06  | 116.82  | 126.08  | 104.34 | 102.32   |
| 2024. 1           | 113.74   | 123.48   | 110.45                            | 103.87                         | 114.29  | 115.77  | 124.08  | 103.98 | 101.59   |
| 2                 | 113.94   | 124.60   | 110.38                            | 103.90                         | 112.34  | 115.87  | 124.79  | 104.06 | 101.78   |
| 3                 | 114.69   | 125.82   | 110.41                            | 103.74                         | 117.64  | 116.55  | 125.26  | 104.25 | 102.20   |
| 4                 | 114.70   | 125.80   | 110.41                            | 104.28                         | 116.92  | 116.93  | 124.50  | 104.26 | 102.20   |
| 5                 | 114.48   | 125.67   | 110.55                            | 103.85                         | 118.22  | 116.45  | 123.92  | 104.52 | 102.83   |
| 6                 | 114.37   | 125.68   | 110.51                            | 102.23                         | 117.13  | 116.30  | 126.88  | 104.25 | 102.13   |
| 7                 | 115.35   | 125.94   | 110.52                            | 104.44                         | 117.75  | 117.22  | 126.71  | 104.27 | 102.15   |
| 8                 | 115.35   | 125.95   | 110.55                            | 104.10                         | 119.16  | 117.57  | 126.63  | 104.37 | 102.37   |
| 9                 | 114.95   | 128.25   | 110.58                            | 102.95                         | 113.50  | 117.12  | 127.29  | 104.50 | 102.68   |
| 10                | 115.44   | 126.08   | 110.55                            | 103.63                         | 120.35  | 116.65  | 127.61  | 104.44 | 102.47   |
| 11                | 114.99   | 126.13   | 110.57                            | 102.93                         | 116.33  | 117.58  | 128.06  | 104.56 | 102.72   |
| 12                | 115.84   | 127.98   | 110.55                            | 103.63                         | 121.10  | 117.84  | 127.22  | 104.56 | 102.69   |
| 2025. 1           | 116.17   | 127.97   | 115.16                            | 103.46                         | 118.21  | 117.91  | 128.83  | 105.42 | 102.84   |

|                   | 오락 및 문화              |   |  |  |  |  |                          | 교육        |  |
|-------------------|----------------------|---|--|--|--|--|--------------------------|-----------|--|
|                   | Recreation & culture | 음향·영상·<br>사진 및 정보<br>처리 장비<br>Audio-visual,<br>photographic &<br>information<br>processing<br>equipment | 기타 오락<br>및 문화용<br>주요 내구재<br>Other major<br>durables for<br>recreation &<br>culture | 기타오락용품<br>· 조경용품<br>및 애완동물<br>Other major<br>durables for<br>recreation &<br>culture | 오락 및 문화<br>서비스<br>Recreational<br>& cultural<br>services | 신문·서적<br>및 문방구<br>Books, newspapers & stationery | 단체여행<br>Package holidays | Education | 유치원 및<br>초등교육<br>Pre-primary & primary education |
| 가중치 <sup>2)</sup> | 62.9                 | 7.9   | 1.4  | 13.6   | 27.1   | 5.4  | 7.5                      | 73.9      | 1.8  |
| 2019              | 101.02               | 102.79  | 102.06   | 97.67  | 99.16  | 100.55   | 105.21                   | 102.18    | 104.76   |
| 2020              | 100.00               | 100.00  | 100.00   | 100.00   | 100.00   | 100.00   | 100.00                   | 100.00    | 100.00   |
| 2021              | 100.43               | 98.44   | 100.80   | 99.75  | 101.32   | 100.58   | 101.49                   | 100.87    | 92.25  |
| 2022              | 103.29               | 96.71   | 101.24   | 104.07   | 104.26   | 103.39   | 111.21                   | 102.23    | 76.97  |
| 2023              | 107.07               | 99.50   | 103.57   | 107.60   | 107.76   | 107.22   | 118.12                   | 104.23    | 69.39  |
| 2024              | 108.58               | 99.04   | 108.87   | 109.20   | 109.70   | 109.59   | 118.75                   | 106.01    | 65.38  |
| 2024. 1           | 107.35               | 99.69   | 111.35   | 107.68   | 108.61   | 108.38   | 114.49                   | 104.96    | 67.25  |
| 2                 | 108.41               | 100.08  | 114.05   | 109.17   | 108.81   | 108.39   | 119.35                   | 105.09    | 67.25  |
| 3                 | 107.96               | 100.09  | 107.64   | 109.29   | 108.90   | 108.36   | 116.08                   | 105.43    | 64.98  |
| 4                 | 108.45               | 99.64   | 107.84   | 109.14   | 109.08   | 108.59   | 120.35                   | 105.76    | 64.97  |
| 5                 | 108.81               | 99.82   | 108.21   | 109.42   | 109.28   | 108.95   | 121.76                   | 105.90    | 64.97  |
| 6                 | 108.74               | 99.79   | 108.80   | 109.50   | 109.63   | 109.98   | 118.74                   | 105.91    | 64.97  |
| 7                 | 109.45               | 100.00  | 107.95   | 109.53   | 110.24   | 110.07   | 122.60                   | 106.18    | 64.97  |
| 8                 | 109.35               | 98.66   | 108.05   | 109.10   | 110.25   | 110.10   | 124.02                   | 106.41    | 65.05  |
| 9                 | 108.86               | 98.13   | 108.03   | 109.47   | 109.81   | 110.04   | 121.29                   | 106.51    | 65.05  |
| 10                | 108.71               | 97.17   | 107.56   | 109.16   | 110.59   | 110.19   | 118.66                   | 106.56    | 65.05  |
| 11                | 108.15               | 97.10   | 107.61   | 109.69   | 110.56   | 111.05   | 112.12                   | 106.63    | 65.05  |
| 12                | 108.66               | 98.25   | 109.40   | 109.26   | 110.64   | 110.98   | 115.54                   | 106.74    | 65.05  |
| 2025. 1           | 109.63               | 98.03   | 108.65   | 110.56   | 110.72   | 111.04   | 121.90                   | 107.17    | 65.05  |

1. CPI by Expenditure Category (Cont'd) <sup>1)</sup>

2020=100

|                     |                   | 교통        |                      |   |                    | 통신            |                 |                               |                              | Weight <sup>2)</sup> |
|---------------------|-------------------|-----------|----------------------|---|--------------------|---------------|-----------------|-------------------------------|------------------------------|----------------------|
| 외래환자 서비스            | 병원서비스             |           | 운송장비                 | 개인운송장비운영                                  | 운송서비스              |               | 우편서비스           | 전화 및 팩스 장비                    | 전화 및 팩스 서비스                  |                      |
| Outpatient services | Hospital services | Transport | Purchase of vehicles | Operation of personal transport equipment | Transport services | Communication | Postal services | Telephone & telefax equipment | Telephone & telefax services |                      |
| 37.4                | 11.3              | 110.6     | 28.4                 | 60.3                                      | 21.9               | 46.6          | 0.1             | 10.4                          | 36.1                         | 2019<br>2020<br>2021 |
| 97.89               | 99.86             | 101.87    | 98.84                | 105.94                                    | 97.90              | 102.11        | 96.55           | 99.11                         | 102.87                       |                      |
| 100.00              | 100.00            | 100.00    | 100.00               | 100.00                                    | 100.00             | 100.00        | 100.00          | 100.00                        | 100.00                       |                      |
| 101.56              | 99.38             | 106.33    | 101.62               | 111.10                                    | 101.58             | 99.10         | 103.33          | 92.71                         | 100.97                       |                      |
| 103.67              | 97.74             | 116.68    | 105.25               | 128.77                                    | 103.79             | 100.02        | 109.99          | 95.56                         | 101.30                       | 2022                 |
| 105.52              | 98.98             | 112.70    | 105.97               | 118.70                                    | 107.34             | 101.04        | 109.99          | 99.12                         | 101.55                       | 2023                 |
| 107.50              | 100.91            | 114.25    | 108.66               | 118.00                                    | 112.43             | 101.30        | 109.99          | 99.63                         | 101.73                       | 2024                 |
| 107.38              | 100.88            | 111.97    | 107.05               | 114.32                                    | 112.38             | 101.24        | 109.99          | 99.63                         | 101.66                       | 1. 2024              |
| 107.39              | 100.88            | 113.64    | 109.02               | 116.53                                    | 112.48             | 101.24        | 109.99          | 99.63                         | 101.66                       | 2                    |
| 107.43              | 100.90            | 114.00    | 108.85               | 117.67                                    | 111.75             | 101.24        | 109.99          | 99.63                         | 101.66                       | 3                    |
| 107.45              | 100.90            | 115.02    | 109.31               | 119.39                                    | 111.98             | 101.24        | 109.99          | 99.63                         | 101.66                       | 4                    |
| 107.43              | 100.91            | 115.74    | 109.21               | 120.79                                    | 112.20             | 101.32        | 109.99          | 99.63                         | 101.76                       | 5                    |
| 107.49              | 100.91            | 114.01    | 109.15               | 117.26                                    | 112.35             | 101.32        | 109.99          | 99.63                         | 101.76                       | 6                    |
| 107.50              | 100.92            | 116.00    | 108.52               | 121.47                                    | 112.73             | 101.32        | 109.99          | 99.63                         | 101.76                       | 7                    |
| 107.53              | 100.92            | 116.17    | 108.46               | 121.37                                    | 113.82             | 101.32        | 109.99          | 99.63                         | 101.76                       | 8                    |
| 107.53              | 100.93            | 113.90    | 108.75               | 117.21                                    | 112.52             | 101.32        | 109.99          | 99.63                         | 101.76                       | 9                    |
| 107.59              | 100.92            | 112.56    | 107.96               | 115.02                                    | 112.36             | 101.32        | 109.99          | 99.63                         | 101.76                       | 10                   |
| 107.62              | 100.93            | 113.69    | 109.34               | 116.71                                    | 111.93             | 101.32        | 109.99          | 99.63                         | 101.76                       | 11                   |
| 107.64              | 100.93            | 114.32    | 108.24               | 118.30                                    | 112.60             | 101.34        | 109.99          | 99.63                         | 101.79                       | 12                   |
| 109.09              | 102.07            | 115.62    | 107.49               | 121.06                                    | 113.26             | 101.34        | 109.99          | 99.63                         | 101.79                       | 1. 2025              |

|                    |                 | 음식 및 숙박              |                   |                        | 기타 상품 및 서비스                    |               |                        |                | Weight <sup>2)</sup> |
|--------------------|-----------------|----------------------|-------------------|------------------------|--------------------------------|---------------|------------------------|----------------|----------------------|
| 고등교육               | 기타교육            |                      | 음식서비스             | 숙박서비스                  |                                | 미용용품 및 미용서비스  | 기타 개인용품                | 기타서비스          |                      |
| Tertiary education | Other education | Restaurants & hotels | Catering services | Accommodation services | Miscellaneous goods & services | Personal care | Personal effects n.e.c | Other services |                      |
| 13.1               | 59.0            | 144.7                | 138.0             | 6.7                    | 52.7                           | 25.9          | 7.0                    | 19.8           | 2019<br>2020<br>2021 |
| 100.96             | 98.49           | 99.06                | 99.22             | 95.32                  | 98.08                          | 98.84         | 99.50                  | 96.45          |                      |
| 100.00             | 100.00          | 100.00               | 100.00            | 100.00                 | 100.00                         | 100.00        | 100.00                 | 100.00         |                      |
| 99.88              | 101.48          | 102.73               | 102.81            | 100.46                 | 102.00                         | 101.14        | 99.34                  | 103.81         |                      |
| 99.69              | 103.91          | 110.53               | 110.71            | 105.67                 | 108.27                         | 108.39        | 101.54                 | 110.08         | 2022                 |
| 99.89              | 106.73          | 117.16               | 117.38            | 111.48                 | 114.56                         | 114.46        | 108.10                 | 116.51         | 2023                 |
| 100.40             | 109.04          | 120.77               | 121.01            | 114.57                 | 119.25                         | 116.81        | 111.20                 | 124.90         | 2024                 |
| 99.94              | 107.74          | 119.09               | 119.47            | 110.00                 | 118.38                         | 115.58        | 110.76                 | 124.34         | 1. 2024              |
| 99.94              | 107.89          | 119.39               | 119.79            | 110.06                 | 118.25                         | 115.68        | 110.77                 | 123.85         | 2                    |
| 100.48             | 108.30          | 119.78               | 120.21            | 109.87                 | 118.49                         | 116.22        | 110.74                 | 123.81         | 3                    |
| 100.48             | 108.72          | 120.14               | 120.53            | 110.96                 | 119.14                         | 116.42        | 110.85                 | 125.24         | 4                    |
| 100.48             | 108.89          | 120.38               | 120.68            | 112.92                 | 119.13                         | 116.35        | 111.07                 | 125.24         | 5                    |
| 100.48             | 108.91          | 120.77               | 121.08            | 113.13                 | 119.63                         | 117.19        | 111.37                 | 125.36         | 6                    |
| 100.48             | 109.26          | 121.32               | 121.23            | 121.63                 | 119.78                         | 117.52        | 111.42                 | 125.31         | 7                    |
| 100.48             | 109.55          | 121.65               | 121.30            | 126.99                 | 119.23                         | 116.46        | 111.60                 | 125.15         | 8                    |
| 100.52             | 109.66          | 121.02               | 121.26            | 114.71                 | 118.97                         | 115.96        | 111.58                 | 125.11         | 9                    |
| 100.52             | 109.73          | 121.63               | 121.86            | 115.58                 | 120.08                         | 118.23        | 111.60                 | 125.12         | 10                   |
| 100.52             | 109.82          | 121.87               | 122.22            | 113.51                 | 120.20                         | 118.45        | 111.57                 | 125.13         | 11                   |
| 100.52             | 109.95          | 122.18               | 122.45            | 115.52                 | 119.71                         | 117.62        | 111.03                 | 125.14         | 12                   |
| 100.52             | 110.49          | 122.65               | 122.89            | 116.37                 | 123.00                         | 117.91        | 111.91                 | 133.32         | 1. 2025              |

## 2. 품목성질별 소비자물가지수 <sup>1)</sup>

### CPI by Commodities and Services

2020=100

|                   | 총지수         | 상품     | 농축수산물                                |                                 |                          |                           | 공업제품   |                           |                         |                             |                     |
|-------------------|-------------|--------|--------------------------------------|---------------------------------|--------------------------|---------------------------|--------|---------------------------|-------------------------|-----------------------------|---------------------|
|                   |             |        | Agricultural<br>& marine<br>products | 농산물<br>Agricultural<br>products | 축산물<br>Stock<br>products | 수산물<br>Marine<br>products |        | 가공식품<br>Processed<br>food | 내구재<br>Durable<br>goods | 섬유제품<br>Textile<br>products | 출판물<br>Publications |
|                   |             |        |                                      |                                 |                          |                           |        |                           |                         |                             |                     |
|                   |             |        |                                      |                                 |                          |                           |        |                           |                         |                             |                     |
| All items         | Commodities |        |                                      |                                 |                          | Industrial<br>products    |        |                           |                         |                             |                     |
| 가중치 <sup>2)</sup> | 1,000.0     | 447.6  | 75.6                                 | 38.4                            | 26.4                     | 10.8                      | 338.3  | 82.7                      | 73.0                    | 43.8                        | 4.2                 |
| Weight            |             |        |                                      |                                 |                          |                           |        |                           |                         |                             |                     |
| 2022              | 107.72      | 110.02 | 112.82                               | 110.88                          | 119.45                   | 104.93                    | 109.33 | 110.02                    | 103.06                  | 103.61                      | 103.09              |
| 2023              | 111.59      | 114.43 | 116.28                               | 117.54                          | 116.87                   | 110.56                    | 112.18 | 117.55                    | 105.96                  | 110.55                      | 105.56              |
| 2024              | 114.18      | 117.21 | 123.10                               | 129.71                          | 117.64                   | 112.34                    | 113.90 | 119.68                    | 107.57                  | 114.32                      | 107.58              |
| 2024. 1           | 113.17      | 116.24 | 122.71                               | 129.34                          | 116.79                   | 112.93                    | 112.75 | 118.86                    | 107.12                  | 113.56                      | 106.39              |
| 2                 | 113.78      | 117.25 | 125.98                               | 136.72                          | 115.03                   | 113.15                    | 113.37 | 118.94                    | 108.09                  | 113.55                      | 106.39              |
| 3                 | 113.95      | 117.57 | 126.54                               | 138.44                          | 114.35                   | 112.42                    | 113.67 | 118.92                    | 107.88                  | 113.57                      | 106.36              |
| 4                 | 114.01      | 117.29 | 123.54                               | 133.09                          | 114.25                   | 111.13                    | 113.95 | 118.96                    | 108.17                  | 113.57                      | 106.39              |
| 5                 | 114.10      | 117.17 | 121.90                               | 129.70                          | 114.44                   | 111.48                    | 114.14 | 119.22                    | 107.91                  | 114.37                      | 106.79              |
| 6                 | 113.84      | 116.53 | 119.50                               | 122.78                          | 117.94                   | 111.62                    | 113.82 | 119.03                    | 107.83                  | 114.37                      | 108.11              |
| 7                 | 114.13      | 116.62 | 120.59                               | 123.89                          | 119.76                   | 111.07                    | 114.37 | 119.65                    | 107.54                  | 114.37                      | 108.11              |
| 8                 | 114.54      | 117.21 | 123.15                               | 129.90                          | 117.99                   | 111.31                    | 114.29 | 119.78                    | 107.07                  | 114.37                      | 108.11              |
| 9                 | 114.65      | 117.86 | 126.65                               | 134.95                          | 120.57                   | 111.56                    | 113.66 | 119.59                    | 107.24                  | 114.37                      | 108.02              |
| 10                | 114.69      | 117.69 | 125.27                               | 131.53                          | 121.35                   | 112.45                    | 113.73 | 120.56                    | 107.13                  | 114.74                      | 108.12              |
| 11                | 114.40      | 117.13 | 119.00                               | 120.50                          | 119.17                   | 113.36                    | 114.35 | 120.85                    | 107.51                  | 115.50                      | 109.09              |
| 12                | 114.91      | 117.96 | 122.32                               | 125.70                          | 120.03                   | 115.60                    | 114.73 | 121.76                    | 107.35                  | 115.51                      | 109.09              |
| 2025. 1           | 115.71      | 118.83 | 125.01                               | 130.13                          | 121.13                   | 115.92                    | 115.23 | 122.03                    | 106.97                  | 115.78                      | 109.09              |

|                   | 상품<br>Commodities |           |                     |        |              | 서비스    |        |        |        |            |                         |
|-------------------|-------------------|-----------|---------------------|--------|--------------|--------|--------|--------|--------|------------|-------------------------|
|                   | 공업제품              |           | Industrial products |        | 전기·가스<br>·수도 |        | 집세     | 공공서비스  | 개인서비스  |            |                         |
|                   | 석유류               | 의약품       | 화장품                 | 기타     |              |        |        |        |        |            |                         |
|                   |                   |           |                     |        |              |        |        |        |        |            |                         |
|                   | Oils              | Medicines | Cosmetics           |        |              |        |        |        |        | Eating out | Excluding<br>eating out |
| 가중치 <sup>2)</sup> | 46.6              | 15.9      | 11.1                | 61.0   | 33.7         | 552.4  | 99.1   | 120.0  | 333.3  | 138.0      | 195.3                   |
| Weight            |                   |           |                     |        |              |        |        |        |        |            |                         |
| 2022              | 140.76            | 100.47    | 110.77              | 103.50 | 110.20       | 105.70 | 103.26 | 101.73 | 108.11 | 110.71     | 106.30                  |
| 2023              | 125.12            | 102.60    | 114.56              | 107.79 | 132.46       | 109.15 | 103.75 | 103.03 | 113.32 | 117.38     | 110.50                  |
| 2024              | 123.75            | 104.60    | 116.20              | 109.31 | 137.06       | 111.59 | 104.00 | 104.76 | 116.71 | 121.01     | 113.74                  |
| 2024. 1           | 119.69            | 103.35    | 114.34              | 108.38 | 136.65       | 110.55 | 103.74 | 104.79 | 115.02 | 119.47     | 111.95                  |
| 2                 | 122.66            | 103.59    | 113.79              | 108.74 | 136.66       | 110.84 | 103.77 | 104.73 | 115.54 | 119.79     | 112.60                  |
| 3                 | 124.49            | 104.01    | 114.91              | 109.25 | 136.66       | 110.91 | 103.80 | 104.66 | 115.65 | 120.21     | 112.51                  |
| 4                 | 126.46            | 104.29    | 114.88              | 109.18 | 136.66       | 111.22 | 103.83 | 104.71 | 116.16 | 120.53     | 113.13                  |
| 5                 | 126.88            | 104.64    | 115.07              | 109.15 | 136.72       | 111.49 | 103.89 | 104.74 | 116.58 | 120.68     | 113.74                  |
| 6                 | 123.18            | 105.09    | 116.33              | 109.46 | 136.77       | 111.51 | 103.96 | 104.77 | 116.59 | 121.08     | 113.49                  |
| 7                 | 127.19            | 104.85    | 117.46              | 109.50 | 129.95       | 111.96 | 104.01 | 104.83 | 117.31 | 121.23     | 114.60                  |
| 8                 | 127.15            | 104.90    | 116.44              | 109.73 | 133.03       | 112.22 | 104.09 | 104.90 | 117.69 | 121.30     | 115.18                  |
| 9                 | 121.96            | 105.18    | 115.99              | 109.36 | 140.41       | 111.91 | 104.15 | 104.75 | 117.22 | 121.26     | 114.42                  |
| 10                | 119.20            | 105.00    | 118.23              | 109.62 | 140.34       | 112.12 | 104.22 | 104.75 | 117.55 | 121.86     | 114.57                  |
| 11                | 122.07            | 105.11    | 118.59              | 109.67 | 140.41       | 112.05 | 104.26 | 104.70 | 117.43 | 122.22     | 114.12                  |
| 12                | 124.06            | 105.17    | 118.31              | 109.62 | 140.46       | 112.29 | 104.33 | 104.84 | 117.77 | 122.45     | 114.54                  |
| 2025. 1           | 128.41            | 105.24    | 117.72              | 109.82 | 140.86       | 113.04 | 104.39 | 105.62 | 118.73 | 122.89     | 115.84                  |

주: 1) 소비자물가지수의 기준연도는 2020년,

가중치의 기준연도는 2022년임

2) 2022년기준 가중치로서 이전자료(∼2021년)는

동일 가중치를 적용할 수 없음

자료: 통계청 경제동향통계심의관 물가동향과

Note: 1) CPI base year was 2020 with the weights calculated based on year 2022.

2) The weights were based on 2022, which couldn't be applied to data for previous periods (leading up to 2021).

Source: Statistics Korea

### 3. 품목별 소비자물가지수 <sup>1)</sup>

#### CPI by Item

2020 = 100

|                   | 농 산 물          |                 |        |          |                |                 |                 |                   | 축 산 물           |                 |
|-------------------|----------------|-----------------|--------|----------|----------------|-----------------|-----------------|-------------------|-----------------|-----------------|
|                   | 쌀              | 배추              | 마늘     | 사과       | 포도             | 귤               | 수박              | 고춧가루              | 국산쇠고기           | 수입쇠고기           |
|                   | White rice     | Chinese cabbage | Garlic | Apple    | Grape          | Mandarin orange | Watermelon      | Red pepper powder | Beef (domestic) | Beef (imported) |
| 가중치 <sup>2)</sup> | 4.2            | 1.3             | 1.3    | 2.3      | 1.4            | 1.8             | 1.0             | 1.6               | 8.6             | 3.1             |
| Weight            |                |                 |        |          |                |                 |                 |                   |                 |                 |
| 2019              | 99.21          | 70.59           | 102.27 | 92.83    | 92.48          | 106.15          | 108.40          | 101.66            | 92.36           | 98.31           |
| 2020              | 100.00         | 100.00          | 100.00 | 100.00   | 100.00         | 100.00          | 100.00          | 100.00            | 100.00          | 100.00          |
| 2021              | 109.40         | 81.85           | 129.47 | 118.45   | 112.69         | 104.02          | 121.29          | 119.07            | 108.90          | 108.13          |
| 2022              | 97.08          | 111.10          | 143.11 | 102.36   | 132.07         | 121.53          | 133.64          | 106.70            | 110.43          | 127.94          |
| 2023              | 98.71          | 95.11           | 133.53 | 127.11   | 132.28         | 144.75          | 145.52          | 113.72            | 104.37          | 123.95          |
| 2024              | 100.33         | 118.88          | 125.28 | 165.46   | 144.27         | 211.65          | 159.50          | 115.02            | 102.80          | 130.85          |
| 2024. 1           | 104.96         | 78.97           | 126.73 | 150.21   | 141.20         | 158.45          | 170.46          | 116.60            | 107.46          | 129.63          |
| 2                 | 103.26         | 83.49           | 125.78 | 163.71   | 139.02         | 225.43          | 186.77          | 115.86            | 105.13          | 130.22          |
| 3                 | 101.24         | 93.96           | 126.15 | 176.50   | 142.03         | 247.46          | 189.65          | 114.45            | 103.50          | 130.96          |
| 4                 | 97.65          | 117.95          | 124.14 | 177.33   | 141.30         | 238.65          | 183.18          | 113.95            | 100.95          | 128.69          |
| 5                 | 100.38         | 108.01          | 123.46 | 189.73   | 149.56         | 238.71          | 177.22          | 113.55            | 99.40           | 128.22          |
| 6                 | 100.55         | 83.24           | 125.06 | 193.84   | 156.58         | 230.46          | 135.68          | 115.47            | 100.20          | 129.81          |
| 7                 | 100.35         | 105.95          | 122.91 | 194.34   | 166.21         | 227.96          | 128.29          | 115.58            | 99.52           | 132.33          |
| 8                 | 98.78          | 145.75          | 124.93 | 182.81   | 161.18         | 226.05          | 168.44          | 116.08            | 99.33           | 130.62          |
| 9                 | 98.35          | 210.00          | 124.83 | 157.93   | 144.35         | 211.07          | 157.54          | 115.58            | 102.74          | 132.42          |
| 10                | 99.18          | 208.57          | 126.63 | 132.95   | 136.14         | 203.35          | 143.52          | 115.14            | 105.02          | 131.46          |
| 11                | 99.88          | 97.83           | 126.15 | 132.84   | 128.69         | 162.05          | 134.38          | 113.59            | 104.45          | 131.87          |
| 12                | 99.38          | 92.89           | 126.62 | 133.29   | 125.02         | 170.13          | 138.86          | 114.37            | 105.92          | 133.96          |
| 2025. 1           | 98.77          | 131.71          | 128.08 | 146.96   | 125.85         | 202.55          | 144.18          | 114.89            | 108.35          | 137.33          |
|                   |                |                 |        |          |                |                 |                 |                   |                 |                 |
|                   | Stock products |                 |        | 수 산 물    |                |                 | 가 공 식 품         |                   |                 |                 |
|                   | 돼지고기           | 닭고기             | 달걀     | 갈치       | 조기             | 고등어             | 라면              | 두부                | 케이크             | 빵               |
|                   | Pork           | Chicken         | Egg    | Hairtail | Yellow corvina | Mackerel        | Instant noodles | Tofu              | Cake            | Sliced bread    |
| 가중치 <sup>2)</sup> | 9.8            | 1.5             | 3.0    | 1.1      | 0.9            | 2.0             | 2.4             | 1.2               | 1.6             | 6.8             |
| Weight            |                |                 |        |          |                |                 |                 |                   |                 |                 |
| 2019              | 90.31          | 104.25          | 92.07  | 93.44    | 100.14         | 88.67           | 100.20          | 97.82             | 98.28           | 98.06           |
| 2020              | 100.00         | 100.00          | 100.00 | 100.00   | 100.00         | 100.00          | 100.00          | 100.00            | 100.00          | 100.00          |
| 2021              | 111.11         | 107.67          | 141.29 | 101.29   | 99.16          | 104.97          | 103.14          | 106.10            | 102.37          | 105.51          |
| 2022              | 120.09         | 122.54          | 135.59 | 100.28   | 100.68         | 109.22          | 113.25          | 111.49            | 111.34          | 117.94          |
| 2023              | 118.33         | 137.06          | 133.06 | 102.24   | 104.26         | 119.79          | 122.00          | 118.07            | 121.97          | 129.20          |
| 2024              | 120.57         | 129.10          | 134.73 | 103.91   | 107.75         | 116.32          | 117.84          | 118.03            | 124.99          | 130.50          |
| 2024. 1           | 113.61         | 129.70          | 136.53 | 100.19   | 107.54         | 118.69          | 118.06          | 118.51            | 124.47          | 130.10          |
| 2                 | 110.79         | 130.47          | 136.45 | 102.27   | 107.67         | 118.40          | 118.76          | 118.36            | 124.50          | 130.10          |
| 3                 | 110.67         | 131.82          | 134.38 | 104.28   | 107.13         | 117.75          | 118.00          | 118.71            | 124.53          | 130.12          |
| 4                 | 113.80         | 130.89          | 133.78 | 104.36   | 108.27         | 114.44          | 117.57          | 118.32            | 124.51          | 130.18          |
| 5                 | 115.96         | 129.70          | 134.31 | 105.40   | 108.04         | 116.25          | 117.36          | 118.09            | 124.51          | 130.19          |
| 6                 | 124.49         | 127.79          | 134.38 | 107.29   | 107.53         | 113.46          | 117.45          | 118.67            | 124.50          | 130.19          |
| 7                 | 128.92         | 129.78          | 134.75 | 105.63   | 107.05         | 112.95          | 116.39          | 117.97            | 124.54          | 130.21          |
| 8                 | 124.90         | 129.73          | 134.49 | 105.79   | 108.23         | 114.12          | 116.03          | 118.60            | 124.57          | 130.10          |
| 9                 | 128.26         | 130.02          | 133.65 | 104.38   | 106.33         | 114.89          | 117.97          | 117.73            | 124.57          | 130.13          |
| 10                | 128.19         | 129.26          | 135.23 | 103.12   | 108.56         | 115.84          | 118.26          | 117.84            | 126.20          | 130.13          |
| 11                | 123.59         | 124.72          | 134.38 | 101.12   | 108.11         | 117.75          | 119.02          | 115.68            | 126.44          | 130.26          |
| 12                | 123.68         | 125.33          | 134.37 | 103.12   | 108.59         | 121.26          | 119.17          | 117.86            | 126.52          | 134.32          |
| 2025. 1           | 123.11         | 128.52          | 133.29 | 104.52   | 108.29         | 121.41          | 118.96          | 116.82            | 128.54          | 134.32          |

주: 1) 소비자물가지수의 기준연도는 2020년,

가중치의 기준연도는 2022년임

2) 2022년기준 가중치로서 이전자료(~2021년)는

동일 가중치를 적용 할 수 없음

자료: 통계청 경제동향통계심의관 물가동향과

Note: 1) CPI base year was 2020 with the weights calculated

2) The weights were based on 2022, which couldn't be applied to data for previous periods (leading up to 2021).

Source: Statistics Korea.

3. 품목별 소비자물가지수(계속) <sup>1)</sup>

2020 = 100

|                   | 가 공 식 품              |               |                         |                 |                 | Processed food |                            |                             |                            |                  |
|-------------------|----------------------|---------------|-------------------------|-----------------|-----------------|----------------|----------------------------|-----------------------------|----------------------------|------------------|
|                   | 떡                    | 햄 및 베이컨       | 우유                      | 발효유             | 아이스크림           | 비스킷            | 스낵과자                       | 밑반찬                         | 즉석식품                       | 커피               |
|                   | Rice cake            | Ham and Bacon | Milk                    | Fermented milk  | Ice-cream cone  | Biscuit        | Snack food                 | Side dish                   | Instant food               | Coffee           |
| 가중치 <sup>2)</sup> | 1.9                  | 2.7           | 3.4                     | 2.0             | 2.6             | 1.9            | 2.9                        | 3.1                         | 3.1                        | 2.6              |
| 2019              | 98.24                | 95.67         | 99.54                   | 98.10           | 98.27           | 101.03         | 99.35                      | 97.91                       | 97.23                      | 100.77           |
| 2020              | 100.00               | 100.00        | 100.00                  | 100.00          | 100.00          | 100.00         | 100.00                     | 100.00                      | 100.00                     | 100.00           |
| 2021              | 105.12               | 104.61        | 101.44                  | 100.87          | 98.68           | 104.26         | 101.81                     | 101.03                      | 105.20                     | 100.78           |
| 2022              | 110.65               | 113.53        | 107.47                  | 105.45          | 105.74          | 118.38         | 108.48                     | 104.17                      | 115.39                     | 109.62           |
| 2023              | 116.65               | 116.43        | 118.13                  | 118.58          | 117.13          | 123.90         | 115.80                     | 108.81                      | 119.42                     | 123.44           |
| 2024              | 120.76               | 115.10        | 123.74                  | 123.39          | 122.77          | 124.87         | 114.38                     | 112.25                      | 119.98                     | 125.01           |
| 2024. 1           | 118.41               | 114.72        | 123.80                  | 123.20          | 122.83          | 122.63         | 114.79                     | 111.04                      | 119.31                     | 124.46           |
| 2                 | 118.91               | 114.87        | 123.83                  | 122.82          | 122.57          | 123.78         | 114.35                     | 111.44                      | 119.54                     | 123.94           |
| 3                 | 119.90               | 115.91        | 123.65                  | 122.81          | 122.94          | 124.66         | 114.88                     | 111.52                      | 118.79                     | 123.55           |
| 4                 | 120.38               | 113.61        | 123.58                  | 123.05          | 122.74          | 124.77         | 114.90                     | 111.86                      | 119.68                     | 124.78           |
| 5                 | 120.44               | 115.91        | 123.55                  | 122.99          | 122.67          | 122.87         | 114.64                     | 111.97                      | 118.05                     | 124.27           |
| 6                 | 121.08               | 115.82        | 123.49                  | 123.11          | 122.38          | 124.52         | 113.84                     | 111.99                      | 119.55                     | 124.24           |
| 7                 | 121.43               | 114.69        | 123.87                  | 124.61          | 122.99          | 124.93         | 114.10                     | 112.37                      | 119.50                     | 123.29           |
| 8                 | 121.45               | 111.66        | 124.01                  | 124.19          | 123.21          | 124.79         | 114.13                     | 112.61                      | 120.85                     | 124.98           |
| 9                 | 121.63               | 114.41        | 123.58                  | 122.89          | 122.65          | 124.62         | 114.25                     | 112.96                      | 120.50                     | 123.60           |
| 10                | 121.74               | 116.74        | 123.70                  | 123.86          | 122.41          | 124.56         | 114.49                     | 113.19                      | 121.04                     | 124.90           |
| 11                | 121.85               | 116.12        | 123.77                  | 123.14          | 122.71          | 125.71         | 114.52                     | 113.08                      | 121.15                     | 124.43           |
| 12                | 121.93               | 116.71        | 124.07                  | 124.04          | 123.13          | 130.61         | 113.65                     | 112.96                      | 121.75                     | 133.62           |
| 2025. 1           | 122.11               | 117.56        | 123.96                  | 123.65          | 123.55          | 131.20         | 113.30                     | 112.93                      | 122.34                     | 134.59           |
|                   | 내 구 재                |               |                         |                 |                 | Durable goods  |                            |                             |                            |                  |
|                   | 전기밥솥                 | 냉장고           | 김치냉장고                   | 에어컨             | 세탁기             | 보일러            | 소형 승용차                     | 중형 승용차                      | 대형 승용차                     | 다목적 승용차          |
|                   | Electric rice cooker | Refrigerator  | Refrigerator for Kimchi | Air conditioner | Washing machine | Boiler         | Passenger car (small size) | Passenger car (medium size) | Passenger car (large size) | Multipurpose car |
| 가중치 <sup>2)</sup> | 0.5                  | 2.4           | 1.1                     | 1.5             | 1.0             | 1.5            | 1.0                        | 1.0                         | 3.2                        | 7.7              |
| 2019              | 108.80               | 99.31         | 103.07                  | 101.70          | 100.62          | 97.44          | 100.55                     | 97.95                       | 99.59                      | 99.87            |
| 2020              | 100.00               | 100.00        | 100.00                  | 100.00          | 100.00          | 100.00         | 100.00                     | 100.00                      | 100.00                     | 100.00           |
| 2021              | 99.31                | 101.06        | 102.39                  | 98.26           | 91.53           | 108.23         | 100.86                     | 99.92                       | 101.79                     | 102.02           |
| 2022              | 103.92               | 103.87        | 104.46                  | 102.24          | 89.70           | 116.21         | 102.08                     | 100.70                      | 104.67                     | 106.45           |
| 2023              | 117.14               | 100.15        | 107.49                  | 106.61          | 93.84           | 117.04         | 103.51                     | 103.30                      | 108.13                     | 108.61           |
| 2024              | 104.76               | 98.46         | 106.56                  | 107.41          | 96.85           | 120.35         | 104.57                     | 104.96                      | 110.36                     | 110.42           |
| 2024. 1           | 100.41               | 101.48        | 106.46                  | 108.38          | 96.64           | 119.07         | 104.13                     | 104.97                      | 109.20                     | 109.90           |
| 2                 | 101.57               | 102.41        | 106.88                  | 108.38          | 96.96           | 119.90         | 104.13                     | 104.97                      | 109.20                     | 109.90           |
| 3                 | 101.83               | 99.66         | 106.88                  | 108.38          | 96.98           | 120.18         | 104.13                     | 104.97                      | 109.20                     | 109.90           |
| 4                 | 116.99               | 97.83         | 106.88                  | 109.91          | 98.14           | 120.47         | 104.13                     | 104.97                      | 109.20                     | 109.90           |
| 5                 | 109.88               | 97.48         | 106.88                  | 108.84          | 98.20           | 120.47         | 104.13                     | 104.97                      | 109.20                     | 109.90           |
| 6                 | 104.94               | 98.02         | 106.88                  | 105.64          | 98.81           | 120.48         | 104.13                     | 104.82                      | 109.50                     | 109.90           |
| 7                 | 104.21               | 96.33         | 106.88                  | 108.76          | 100.57          | 120.49         | 105.00                     | 104.60                      | 109.50                     | 109.75           |
| 8                 | 101.76               | 95.96         | 106.88                  | 105.50          | 96.20           | 120.51         | 105.00                     | 104.60                      | 111.93                     | 109.75           |
| 9                 | 104.01               | 96.41         | 107.73                  | 106.27          | 95.27           | 120.50         | 105.00                     | 104.60                      | 111.93                     | 110.77           |
| 10                | 103.56               | 98.60         | 108.43                  | 106.27          | 95.04           | 120.66         | 105.00                     | 104.60                      | 111.93                     | 110.77           |
| 11                | 105.04               | 97.61         | 103.86                  | 106.27          | 94.98           | 120.72         | 105.00                     | 105.61                      | 111.69                     | 112.24           |
| 12                | 102.96               | 99.70         | 104.04                  | 106.27          | 94.45           | 120.79         | 105.00                     | 105.82                      | 111.80                     | 112.30           |
| 2025. 1           | 104.41               | 99.71         | 103.59                  | 106.27          | 93.91           | 120.80         | 103.41                     | 104.38                      | 110.17                     | 110.79           |



3. CPI by Item (Cont'd)<sup>1)</sup>

2020 = 100

| 가 공 식 품 |                      |        |        |             |                    | 내 구 재  |        |        |              | Durable goods |  |
|---------|----------------------|--------|--------|-------------|--------------------|--------|--------|--------|--------------|---------------|--|
| 주 스     | 탄 산 음 료              | 소 주    | 맥 주    | 홍 삼         | 건 강 기 능 식 품        | 장 롱    | 침 대    | 소 파    | 싱 크 대        |               |  |
| Juice   | Carbonated beverages | Soju   | Beer   | Red ginseng | Health supplements | Closet | Bed    | Sofa   | Kitchen sink |               |  |
| 1.4     | 1.6                  | 1.7    | 3.0    | 1.1         | 6.5                | 1.3    | 2.7    | 1.3    | 1.3          | Weight 2)     |  |
| 101.52  | 95.43                | 97.53  | 99.76  | 100.00      | 100.89             | 100.13 | 100.00 | 100.87 | 97.37        | 2019          |  |
| 100.00  | 100.00               | 100.00 | 100.00 | 100.00      | 100.00             | 100.00 | 100.00 | 100.00 | 100.00       | 2020          |  |
| 102.11  | 105.22               | 100.58 | 100.17 | 100.00      | 98.59              | 100.69 | 106.62 | 99.41  | 111.01       | 2021          |  |
| 108.69  | 111.98               | 108.22 | 105.65 | 102.12      | 100.22             | 107.66 | 112.78 | 110.25 | 121.00       | 2022          |  |
| 117.75  | 115.08               | 111.03 | 108.18 | 104.28      | 100.81             | 111.46 | 120.44 | 122.21 | 131.39       | 2023          |  |
| 124.35  | 113.16               | 108.52 | 112.42 | 106.57      | 104.02             | 119.67 | 123.68 | 125.24 | 142.36       | 2024          |  |
| 119.06  | 113.75               | 109.41 | 112.51 | 106.57      | 104.02             | 113.22 | 120.44 | 125.92 | 137.44       | 1. 2024       |  |
| 120.31  | 113.20               | 108.78 | 112.68 | 106.57      | 104.02             | 113.22 | 123.21 | 125.92 | 139.45       | 2             |  |
| 120.42  | 112.13               | 108.56 | 112.43 | 106.57      | 104.02             | 120.96 | 123.21 | 125.92 | 139.45       | 3             |  |
| 119.48  | 109.66               | 108.64 | 112.46 | 106.57      | 104.02             | 120.96 | 123.21 | 125.92 | 138.49       | 4             |  |
| 120.22  | 111.61               | 108.28 | 111.67 | 106.57      | 104.02             | 120.96 | 123.21 | 125.92 | 137.68       | 5             |  |
| 121.21  | 111.29               | 108.38 | 112.13 | 106.57      | 104.02             | 120.96 | 123.21 | 125.92 | 138.27       | 6             |  |
| 127.42  | 115.27               | 108.38 | 112.31 | 106.57      | 104.02             | 120.96 | 123.21 | 125.92 | 139.59       | 7             |  |
| 128.03  | 114.00               | 108.39 | 112.25 | 106.57      | 104.02             | 120.96 | 123.28 | 125.92 | 139.59       | 8             |  |
| 127.95  | 108.81               | 108.35 | 112.46 | 106.57      | 104.02             | 120.96 | 125.30 | 127.32 | 149.56       | 9             |  |
| 129.12  | 114.39               | 108.39 | 112.63 | 106.57      | 104.02             | 120.96 | 125.30 | 120.46 | 147.69       | 10            |  |
| 129.42  | 118.37               | 108.40 | 112.69 | 106.57      | 104.02             | 120.96 | 125.30 | 120.46 | 147.69       | 11            |  |
| 129.56  | 115.44               | 108.29 | 112.76 | 106.57      | 104.02             | 120.96 | 125.30 | 127.32 | 153.42       | 12            |  |
| 129.39  | 118.83               | 108.54 | 112.97 | 106.57      | 104.02             | 120.96 | 125.30 | 127.32 | 153.29       | 1. 2025       |  |

| 내 구 재                  |              |            |                     |          |                               |             | Durable goods   |            | 섬 유 제 품   |  | Textile products |  |
|------------------------|--------------|------------|---------------------|----------|-------------------------------|-------------|-----------------|------------|-----------|--|------------------|--|
| 수 입 승 용 차              | 휴 대 전 화 기    | TV         | 영 상 음 향 기 기         | 컴 퓨 터    | 휴 대 용 멀티 미디어 기 기              | 장 신 구       | 남 자 의 의         | 남 자 상 의    |           |  |                  |  |
| Imported passenger car | Mobile phone | Television | Audio-visual Device | Computer | Portable multimedia equipment | Accessories | Men's outerwear | Men's tops |           |  |                  |  |
| 9.3                    | 10.4         | 1.9        | 0.9                 | 3.0      | 1.2                           | 1.0         | 4.4             | 1.5        | Weight 2) |  |                  |  |
| 96.65                  | 99.11        | 108.93     | 100.09              | 101.98   | 102.70                        | 94.41       | 99.69           | 99.91      | 2019      |  |                  |  |
| 100.00                 | 100.00       | 100.00     | 100.00              | 100.00   | 100.00                        | 100.00      | 100.00          | 100.00     | 2020      |  |                  |  |
| 101.66                 | 92.71        | 97.82      | 97.71               | 98.61    | 99.07                         | 100.00      | 100.88          | 100.07     | 2021      |  |                  |  |
| 106.36                 | 95.56        | 96.03      | 99.99               | 94.34    | 100.51                        | 100.13      | 102.78          | 100.82     | 2022      |  |                  |  |
| 103.84                 | 99.12        | 93.90      | 100.82              | 93.16    | 118.46                        | 105.49      | 108.14          | 107.21     | 2023      |  |                  |  |
| 108.85                 | 99.63        | 91.07      | 100.26              | 91.87    | 117.18                        | 110.60      | 116.01          | 110.74     | 2024      |  |                  |  |
| 105.08                 | 99.63        | 93.02      | 102.09              | 93.81    | 117.18                        | 109.30      | 112.52          | 110.74     | 1. 2024   |  |                  |  |
| 111.14                 | 99.63        | 92.73      | 102.49              | 94.15    | 117.18                        | 109.30      | 112.52          | 110.74     | 2         |  |                  |  |
| 110.31                 | 99.63        | 93.07      | 102.51              | 94.00    | 117.18                        | 109.30      | 112.52          | 110.74     | 3         |  |                  |  |
| 111.72                 | 99.63        | 93.37      | 102.58              | 92.48    | 117.18                        | 109.30      | 112.52          | 110.74     | 4         |  |                  |  |
| 111.52                 | 99.63        | 92.32      | 102.66              | 92.28    | 117.18                        | 109.30      | 117.24          | 110.74     | 5         |  |                  |  |
| 111.08                 | 99.63        | 92.84      | 102.60              | 91.89    | 117.18                        | 111.15      | 117.24          | 110.74     | 6         |  |                  |  |
| 109.36                 | 99.63        | 90.94      | 102.54              | 92.87    | 117.18                        | 111.15      | 117.24          | 110.74     | 7         |  |                  |  |
| 108.08                 | 99.63        | 89.65      | 97.30               | 91.34    | 117.18                        | 112.44      | 117.24          | 110.74     | 8         |  |                  |  |
| 108.13                 | 99.63        | 89.64      | 97.38               | 90.64    | 117.18                        | 112.44      | 117.24          | 110.74     | 9         |  |                  |  |
| 105.88                 | 99.63        | 88.43      | 96.66               | 89.10    | 117.18                        | 112.44      | 117.24          | 110.74     | 10        |  |                  |  |
| 108.69                 | 99.63        | 88.43      | 97.50               | 88.47    | 117.18                        | 112.44      | 119.29          | 110.74     | 11        |  |                  |  |
| 105.16                 | 99.63        | 88.40      | 96.82               | 91.41    | 117.18                        | 108.63      | 119.29          | 110.74     | 12        |  |                  |  |
| 105.17                 | 99.63        | 88.87      | 97.43               | 90.76    | 117.18                        | 114.86      | 119.29          | 110.74     | 1. 2025   |  |                  |  |

3. 품목별 소비자물가지수(계속)<sup>1)</sup>

2020 = 100

|                   | 섬 유 제 품       |                 |                   |         |              | Textile products |                   |        |          |          |        |
|-------------------|---------------|-----------------|-------------------|---------|--------------|------------------|-------------------|--------|----------|----------|--------|
|                   | 남자하의          | 남자내의            | 여자와의              | 원피스     | 여자상의         | 여자하의             | 여자내의              | 점퍼     | 티셔츠      | 스웨터      |        |
|                   | Men's bottoms | Men's underwear | Women's outerwear | Dresses | Women's tops | Women's bottoms  | Women's underwear | Jumper | T-shirts | Sweaters |        |
| 가중치 <sup>2)</sup> | 1.3           | 0.7             | 6.2               | 1.8     | 1.5          | 2.4              | 1.8               | 3.3    | 4.6      | 0.6      |        |
| 2019              | 99.83         | 99.41           | 97.78             | 100.00  | 100.00       | 96.51            | 99.59             | 98.78  | 96.76    | 96.01    |        |
| 2020              | 100.00        | 100.00          | 100.00            | 100.00  | 100.00       | 100.00           | 100.00            | 100.00 | 100.00   | 100.00   |        |
| 2021              | 100.17        | 100.56          | 99.99             | 98.85   | 100.00       | 101.37           | 100.06            | 101.17 | 101.65   | 101.61   |        |
| 2022              | 106.56        | 103.90          | 101.49            | 102.81  | 102.71       | 102.61           | 103.50            | 104.29 | 107.60   | 110.54   |        |
| 2023              | 117.47        | 107.65          | 104.39            | 115.43  | 109.82       | 111.91           | 105.70            | 109.64 | 119.89   | 114.42   |        |
| 2024              | 121.44        | 108.56          | 109.02            | 124.39  | 113.34       | 114.89           | 107.66            | 111.64 | 123.77   | 118.87   |        |
| 2024.             | 1             | 121.44          | 108.41            | 108.35  | 122.07       | 112.29           | 114.06            | 107.43 | 111.28   | 123.77   | 118.71 |
|                   | 2             | 121.44          | 108.15            | 108.35  | 122.07       | 112.29           | 114.06            | 107.53 | 111.28   | 123.77   | 118.71 |
|                   | 3             | 121.44          | 108.04            | 108.35  | 122.07       | 112.29           | 114.06            | 107.72 | 111.28   | 123.77   | 118.71 |
|                   | 4             | 121.44          | 108.06            | 108.35  | 122.07       | 112.29           | 114.06            | 107.67 | 111.28   | 123.77   | 118.71 |
|                   | 5             | 121.44          | 108.42            | 108.35  | 125.10       | 113.55           | 114.06            | 107.71 | 111.28   | 123.77   | 118.71 |
|                   | 6             | 121.44          | 108.65            | 108.35  | 125.10       | 113.55           | 114.06            | 107.71 | 111.28   | 123.77   | 118.71 |
|                   | 7             | 121.44          | 108.61            | 108.35  | 125.10       | 113.55           | 114.06            | 107.40 | 111.28   | 123.77   | 118.71 |
|                   | 8             | 121.44          | 108.51            | 108.35  | 125.10       | 113.55           | 114.06            | 107.38 | 111.28   | 123.77   | 118.71 |
|                   | 9             | 121.44          | 108.45            | 108.35  | 125.10       | 113.55           | 114.06            | 107.34 | 111.28   | 123.77   | 118.71 |
|                   | 10            | 121.44          | 108.92            | 110.61  | 125.10       | 114.38           | 114.06            | 107.52 | 111.28   | 123.77   | 118.71 |
|                   | 11            | 121.44          | 109.28            | 111.25  | 126.92       | 114.38           | 119.02            | 108.15 | 113.42   | 123.77   | 119.65 |
|                   | 12            | 121.44          | 109.24            | 111.25  | 126.92       | 114.38           | 119.02            | 108.34 | 113.42   | 123.77   | 119.65 |
| 2025.             | 1             | 121.44          | 109.29            | 111.25  | 126.92       | 114.38           | 119.02            | 108.25 | 113.42   | 123.77   | 119.65 |

|                   | 출판물 Publications     |        |           | 석유류            |          |          | Oils   |               |                       | 의약품 Medicines   |        |
|-------------------|----------------------|--------|-----------|----------------|----------|----------|--------|---------------|-----------------------|-----------------|--------|
|                   | 대학교재                 | 서적     | 신문        | 취사용 LPG        | 등유       | 휘발유      | 경유     | 자동차용 LPG      | 조제약                   | 한방약             |        |
|                   | University textbooks | Books  | Newspaper | LPG (for cook) | Kerosene | Gasoline | Diesel | LPG (for car) | Prescription medicine | Herbal medicine |        |
| 가중치 <sup>2)</sup> | 0.2                  | 1.5    | 0.4       | 0.9            | 2.4      | 24.1     | 16.3   | 2.8           | 5.8                   | 2.7             |        |
| 2019              | 98.73                | 100.52 | 100.00    | 100.82         | 111.51   | 106.33   | 112.24 | 101.93        | 100.77                | 95.74           |        |
| 2020              | 100.00               | 100.00 | 100.00    | 100.00         | 100.00   | 100.00   | 100.00 | 100.00        | 100.00                | 100.00          |        |
| 2021              | 99.69                | 100.56 | 100.00    | 113.40         | 109.74   | 114.83   | 116.44 | 117.97        | 99.32                 | 101.29          |        |
| 2022              | 99.06                | 101.44 | 111.11    | 134.64         | 171.41   | 130.44   | 153.61 | 136.70        | 98.02                 | 104.85          |        |
| 2023              | 101.29               | 101.85 | 111.11    | 128.66         | 163.98   | 118.30   | 130.29 | 120.75        | 97.04                 | 112.82          |        |
| 2024              | 101.08               | 101.86 | 116.51    | 132.07         | 157.87   | 118.44   | 125.43 | 125.76        | 95.24                 | 124.63          |        |
| 2024.             | 1                    | 101.29 | 101.85    | 111.11         | 130.65   | 159.31   | 112.63 | 123.38        | 122.69                | 95.94           | 115.96 |
|                   | 2                    | 101.29 | 101.85    | 111.11         | 130.57   | 159.52   | 116.11 | 126.57        | 122.66                | 95.94           | 117.09 |
|                   | 3                    | 100.76 | 101.85    | 111.11         | 130.47   | 160.14   | 118.16 | 128.65        | 122.62                | 95.93           | 119.43 |
|                   | 4                    | 101.29 | 101.85    | 111.11         | 130.68   | 160.29   | 121.03 | 129.74        | 122.64                | 95.84           | 121.32 |
|                   | 5                    | 101.29 | 101.85    | 111.11         | 130.69   | 159.91   | 122.37 | 128.79        | 122.64                | 95.83           | 123.32 |
|                   | 6                    | 101.29 | 101.85    | 120.37         | 130.64   | 158.52   | 118.80 | 123.65        | 122.57                | 95.74           | 125.58 |
|                   | 7                    | 101.29 | 101.85    | 120.37         | 130.64   | 158.70   | 122.83 | 128.82        | 124.10                | 95.00           | 126.63 |
|                   | 8                    | 101.29 | 101.85    | 120.37         | 133.32   | 158.49   | 122.39 | 128.54        | 128.31                | 94.88           | 127.38 |
|                   | 9                    | 99.24  | 101.85    | 120.37         | 133.60   | 156.69   | 116.90 | 122.07        | 128.50                | 94.88           | 128.94 |
|                   | 10                   | 101.29 | 101.88    | 120.37         | 133.66   | 154.20   | 114.23 | 118.36        | 128.49                | 94.32           | 129.57 |
|                   | 11                   | 101.29 | 101.88    | 120.37         | 133.72   | 154.14   | 117.18 | 121.92        | 130.13                | 94.28           | 130.05 |
|                   | 12                   | 101.29 | 101.88    | 120.37         | 136.16   | 154.48   | 118.68 | 124.62        | 133.72                | 94.28           | 130.33 |
| 2025.             | 1                    | 101.29 | 101.88    | 120.37         | 135.99   | 155.94   | 123.03 | 130.37        | 133.81                | 94.28           | 130.61 |



3. CPI by Item (Cont'd) <sup>1)</sup>

2020=100

| 섬 유 제 품 Textile products |            |                    |                        |         | 출 판 물 Publications                           |                                   |                            |                          |                      |  |
|--------------------------|------------|--------------------|------------------------|---------|--|-----------------------------------|----------------------------|--------------------------|----------------------|--|
| 청바지                      | 운 동 복      | 등 산 복              | 유 아 동 복                | 침 구     | 유아용학습<br>교재                                  | 초 등 학 교<br>학 습 서                  | 중 학 교<br>학 습 서             | 고 등 학 교<br>학 습 서         |                      |  |
| Jeans                    | Sportswear | Hiking<br>clothing | Children's<br>clothing | Bedding | Infant &<br>toddler<br>learning<br>materials | Elementary<br>school<br>textbooks | Middle school<br>textbooks | High school<br>textbooks |                      |  |
| 1.6                      | 2.3        | 0.5                | 4.6                    | 2.6     | 0.3  | 0.6                               | 0.6                        | 0.6                      | Weight <sup>2)</sup> |  |
| 98.31                    | 100.10     | 100.47             | 101.96                 | 96.74   | 98.36  | 98.51                             | 99.77                      | 98.61                    | 2019                 |  |
| 100.00                   | 100.00     | 100.00             | 100.00                 | 100.00  | 100.00                                       | 100.00                            | 100.00                     | 100.00                   | 2020                 |  |
| 100.00                   | 100.01     | 100.21             | 98.99                  | 101.13  | 100.31                                       | 100.61                            | 100.00                     | 101.25                   | 2021                 |  |
| 103.62                   | 100.07     | 100.32             | 102.73                 | 105.87  | 100.32                                       | 105.16                            | 101.28                     | 106.80                   | 2022                 |  |
| 114.07                   | 104.82     | 102.41             | 113.96                 | 111.15  | 107.90                                       | 107.50                            | 102.15                     | 115.50                   | 2023                 |  |
| 118.34                   | 104.98     | 103.46             | 117.60                 | 111.15  | 110.87                                       | 109.09                            | 102.50                     | 123.17                   | 2024                 |  |
| 118.34                   | 104.92     | 103.46             | 116.87                 | 111.15  | 107.90                                       | 109.09                            | 102.15                     | 119.87                   | 1. 2024              |  |
| 118.34                   | 104.92     | 103.46             | 116.87                 | 111.15  | 107.90                                       | 109.09                            | 102.15                     | 119.87                   | 2                    |  |
| 118.34                   | 104.92     | 103.46             | 116.87                 | 111.15  | 107.90                                       | 109.09                            | 102.15                     | 119.87                   | 3                    |  |
| 118.34                   | 104.92     | 103.46             | 116.87                 | 111.15  | 107.90                                       | 109.09                            | 102.15                     | 119.87                   | 4                    |  |
| 118.34                   | 104.92     | 103.46             | 118.19                 | 111.15  | 112.36                                       | 109.09                            | 102.68                     | 119.87                   | 5                    |  |
| 118.34                   | 104.92     | 103.46             | 118.19                 | 111.15  | 112.36                                       | 109.09                            | 102.68                     | 123.53                   | 6                    |  |
| 118.34                   | 105.04     | 103.46             | 118.19                 | 111.15  | 112.36                                       | 109.09                            | 102.68                     | 123.53                   | 7                    |  |
| 118.34                   | 105.04     | 103.46             | 118.19                 | 111.15  | 112.36                                       | 109.09                            | 102.68                     | 123.53                   | 8                    |  |
| 118.34                   | 105.04     | 103.46             | 118.19                 | 111.15  | 112.36                                       | 109.09                            | 102.68                     | 123.53                   | 9                    |  |
| 118.34                   | 105.04     | 103.46             | 118.19                 | 111.15  | 112.36                                       | 109.09                            | 102.68                     | 123.53                   | 10                   |  |
| 118.34                   | 105.04     | 103.46             | 117.31                 | 111.15  | 112.36                                       | 109.09                            | 102.68                     | 130.53                   | 11                   |  |
| 118.34                   | 105.04     | 103.46             | 117.31                 | 111.15  | 112.36                                       | 109.09                            | 102.68                     | 130.53                   | 12                   |  |
| 118.34                   | 104.42     | 103.46             | 117.31                 | 116.50  | 112.36                                       | 109.09                            | 102.68                     | 130.53                   | 1. 2025              |  |

| 화 장 품 Cosmetics |                    |                         | 기 타 Other industrial products |        |          |  |           |           |                       |                      |  |
|-----------------|--------------------|-------------------------|-------------------------------|--------|----------|--|-----------|-----------|-----------------------|----------------------|--|
| 샴푸              | 기초화장품              | 기능성<br>화장품              | 담 배                           | 구 두    | 운동화      | 주 택수선<br>재 료                                   | 식 기       | 냄 비       | 밀 폐용기                 |                      |  |
| Shampoo         | Basic<br>cosmetics | Functional<br>cosmetics | Cigarettes                    | Shoes  | Sneakers | Home<br>maintenance<br>and repair<br>materials | Tableware | Sauce pan | Airtight<br>container |                      |  |
| 1.0             | 4.5                | 3.7                     | 9.3                           | 2.0    | 4.4      | 3.4  | 0.8       | 0.5       | 0.7                   | Weight <sup>2)</sup> |  |
| 102.28          | 99.82              | 97.35                   | 100.00                        | 97.20  | 100.00   | 99.25  | 95.88     | 100.16    | 101.65                | 2019                 |  |
| 100.00          | 100.00             | 100.00                  | 100.00                        | 100.00 | 100.00   | 100.00   | 100.00    | 100.00    | 100.00                | 2020                 |  |
| 101.56          | 99.87              | 104.97                  | 100.00                        | 104.20 | 100.00   | 105.19   | 99.29     | 105.63    | 97.45                 | 2021                 |  |
| 113.69          | 103.77             | 118.18                  | 100.00                        | 110.87 | 100.71   | 115.64   | 106.79    | 115.90    | 114.51                | 2022                 |  |
| 124.52          | 105.51             | 124.22                  | 100.00                        | 112.96 | 107.20   | 118.71   | 119.41    | 118.87    | 120.61                | 2023                 |  |
| 132.18          | 103.51             | 127.76                  | 100.00                        | 113.41 | 107.80   | 119.46   | 120.31    | 118.27    | 123.43                | 2024                 |  |
| 130.97          | 103.03             | 123.04                  | 100.00                        | 114.13 | 107.80   | 118.95   | 114.11    | 114.61    | 121.05                | 1. 2024              |  |
| 127.93          | 102.23             | 124.32                  | 100.00                        | 114.13 | 107.80   | 119.15   | 118.47    | 107.54    | 117.45                | 2                    |  |
| 124.73          | 105.49             | 124.20                  | 100.00                        | 114.13 | 107.80   | 119.27   | 120.84    | 119.64    | 119.49                | 3                    |  |
| 124.10          | 105.18             | 124.84                  | 100.00                        | 112.31 | 107.80   | 119.29   | 116.48    | 116.85    | 125.20                | 4                    |  |
| 126.27          | 103.56             | 126.93                  | 100.00                        | 112.31 | 107.80   | 119.26   | 119.90    | 123.20    | 122.96                | 5                    |  |
| 125.69          | 103.64             | 127.32                  | 100.00                        | 112.31 | 107.80   | 119.47   | 121.37    | 122.29    | 124.11                | 6                    |  |
| 127.48          | 103.54             | 132.26                  | 100.00                        | 112.31 | 107.80   | 119.51   | 122.91    | 115.85    | 122.58                | 7                    |  |
| 127.20          | 103.74             | 129.79                  | 100.00                        | 113.86 | 107.80   | 119.57   | 119.85    | 125.46    | 126.36                | 8                    |  |
| 125.56          | 102.92             | 129.84                  | 100.00                        | 113.86 | 107.80   | 119.76   | 120.37    | 108.59    | 123.77                | 9                    |  |
| 150.15          | 102.93             | 129.53                  | 100.00                        | 113.86 | 107.80   | 119.79   | 123.44    | 123.37    | 127.21                | 10                   |  |
| 149.60          | 103.62             | 129.53                  | 100.00                        | 113.86 | 107.80   | 119.78   | 123.22    | 115.37    | 122.39                | 11                   |  |
| 146.50          | 102.19             | 131.52                  | 100.00                        | 113.86 | 107.80   | 119.77   | 122.76    | 126.48    | 128.60                | 12                   |  |
| 143.21          | 99.98              | 131.75                  | 100.00                        | 113.86 | 107.80   | 119.86   | 115.74    | 117.70    | 127.79                | 1. 2025              |  |

3. 품목별 소비자물가지수(계속) <sup>1)</sup>

2020=100

|                   | 기 타                  |                  |                      |              |            |                 |                      |        |                   | Other industrial products |  |  |  |  |
|-------------------|----------------------|------------------|----------------------|--------------|------------|-----------------|----------------------|--------|-------------------|---------------------------|--|--|--|--|
|                   | 세탁세제                 | 키친타월             | 종이거저귀                | 생리대          | 안경         | 콘택트렌즈           | 컴퓨터<br>소모품           | 장난감    | 운동용품              |                           |  |  |  |  |
|                   | Laundry<br>detergent | Kitchen<br>towel | Disposable<br>diaper | Sanitary pad | Eyeglasses | Contact<br>lens | Computer<br>supplies | Toy    | Sporting<br>goods |                           |  |  |  |  |
| 가중치 <sup>2)</sup> | 1.7                  | 1.0              | 1.4                  | 1.0          | 1.0        | 1.4             | 0.7                  | 2.9    | 2.1               |                           |  |  |  |  |
| 2019              | 100.62               | 102.11           | 93.44                | 99.06        | 100.41     | 99.94           | 96.09                | 99.38  | 92.14             |                           |  |  |  |  |
| 2020              | 100.00               | 100.00           | 100.00               | 100.00       | 100.00     | 100.00          | 100.00               | 100.00 | 100.00            |                           |  |  |  |  |
| 2021              | 98.67                | 107.13           | 103.82               | 100.49       | 99.42      | 97.03           | 98.51                | 99.19  | 93.39             |                           |  |  |  |  |
| 2022              | 111.45               | 117.25           | 106.98               | 109.54       | 98.45      | 94.05           | 100.70               | 99.38  | 99.80             |                           |  |  |  |  |
| 2023              | 123.88               | 133.92           | 115.57               | 116.11       | 100.90     | 94.35           | 110.55               | 100.74 | 95.56             |                           |  |  |  |  |
| 2024              | 128.75               | 131.29           | 116.41               | 120.91       | 101.17     | 97.52           | 116.77               | 100.18 | 97.87             |                           |  |  |  |  |
| 2024.             | 1                    | 125.98           | 131.47               | 120.16       | 122.54     | 101.10          | 95.25                | 113.68 | 100.68            | 87.10                     |  |  |  |  |
|                   | 2                    | 127.82           | 130.03               | 119.91       | 118.80     | 100.96          | 94.83                | 116.86 | 98.87             | 98.34                     |  |  |  |  |
|                   | 3                    | 127.96           | 130.11               | 120.20       | 123.17     | 100.98          | 95.56                | 116.75 | 100.63            | 97.94                     |  |  |  |  |
|                   | 4                    | 123.52           | 128.26               | 120.83       | 122.50     | 101.21          | 97.85                | 116.75 | 101.15            | 97.22                     |  |  |  |  |
|                   | 5                    | 118.41           | 129.46               | 121.84       | 122.67     | 101.19          | 98.26                | 116.48 | 100.00            | 99.26                     |  |  |  |  |
|                   | 6                    | 132.84           | 135.29               | 111.00       | 123.41     | 101.21          | 98.24                | 116.48 | 101.23            | 100.87                    |  |  |  |  |
|                   | 7                    | 133.13           | 130.00               | 111.34       | 113.78     | 101.12          | 98.31                | 118.23 | 100.73            | 100.19                    |  |  |  |  |
|                   | 8                    | 132.54           | 128.85               | 114.67       | 118.22     | 101.17          | 98.15                | 117.55 | 100.68            | 100.31                    |  |  |  |  |
|                   | 9                    | 132.08           | 133.44               | 113.32       | 123.46     | 101.10          | 97.97                | 116.27 | 98.65             | 100.49                    |  |  |  |  |
|                   | 10                   | 129.67           | 136.04               | 113.60       | 119.19     | 101.19          | 98.38                | 116.41 | 100.74            | 98.50                     |  |  |  |  |
|                   | 11                   | 131.14           | 134.14               | 114.84       | 123.41     | 101.54          | 98.73                | 117.42 | 100.48            | 97.84                     |  |  |  |  |
|                   | 12                   | 129.86           | 128.33               | 115.21       | 119.77     | 101.25          | 98.73                | 118.40 | 98.26             | 96.35                     |  |  |  |  |
| 2025.             | 1                    | 131.49           | 136.37               | 115.36       | 123.37     | 101.31          | 98.94                | 116.66 | 100.84            | 96.40                     |  |  |  |  |

|                   | 공공서비스                 |            |                              |                         |                                   |                     |                     |             |                 |                    | Public services |  |  |  |  |
|-------------------|-----------------------|------------|------------------------------|-------------------------|-----------------------------------|---------------------|---------------------|-------------|-----------------|--------------------|-----------------|--|--|--|--|
|                   | 하수도료                  | 쓰레기<br>봉투료 | 정화조<br>청소료                   | 외래<br>진료비               | 한방<br>진료비                         | 치과<br>진료비           | 입원<br>진료비           | 열차료         | 도시<br>철도료       | 시내<br>버스료          |                 |  |  |  |  |
|                   | Wastewater<br>charges | Trash bags | Septic tank<br>cleaning fees | Outpatient<br>treatment | Oriental<br>medicine<br>treatment | Dental<br>treatment | Hospital<br>charges | Train fares | Subway<br>fares | Local bus<br>fares |                 |  |  |  |  |
| 가중치 <sup>2)</sup> | 3.1                   | 0.7        | 0.5                          | 20.5                    | 1.0                               | 6.1                 | 10.2                | 1.7         | 2.2             | 6.8                |                 |  |  |  |  |
| 2019              | 97.43                 | 99.47      | 97.37                        | 97.65                   | 98.60                             | 97.16               | 98.38               | 100.00      | 100.00          | 96.14              |                 |  |  |  |  |
| 2020              | 100.00                | 100.00     | 100.00                       | 100.00                  | 100.00                            | 100.00              | 100.00              | 100.00      | 100.00          | 100.00             |                 |  |  |  |  |
| 2021              | 105.90                | 102.54     | 101.90                       | 101.83                  | 102.86                            | 101.11              | 101.48              | 100.00      | 100.00          | 100.62             |                 |  |  |  |  |
| 2022              | 108.49                | 103.95     | 102.86                       | 104.19                  | 106.07                            | 103.39              | 103.03              | 100.00      | 100.00          | 100.27             |                 |  |  |  |  |
| 2023              | 110.50                | 104.14     | 104.68                       | 106.11                  | 109.27                            | 106.02              | 104.78              | 100.00      | 102.26          | 104.35             |                 |  |  |  |  |
| 2024              | 115.53                | 104.92     | 108.36                       | 108.22                  | 113.18                            | 109.43              | 106.75              | 100.00      | 111.78          | 112.33             |                 |  |  |  |  |
| 2024.             | 1                     | 114.63     | 104.49                       | 107.21                  | 108.22                            | 113.18              | 109.43              | 106.75      | 100.00          | 110.88             | 112.23          |  |  |  |  |
|                   | 2                     | 114.97     | 104.49                       | 107.21                  | 108.22                            | 113.18              | 109.43              | 106.75      | 100.00          | 110.88             | 112.23          |  |  |  |  |
|                   | 3                     | 114.97     | 104.49                       | 107.21                  | 108.22                            | 113.18              | 109.43              | 106.75      | 100.00          | 110.88             | 112.23          |  |  |  |  |
|                   | 4                     | 114.97     | 104.49                       | 107.37                  | 108.22                            | 113.18              | 109.43              | 106.75      | 100.00          | 110.88             | 112.23          |  |  |  |  |
|                   | 5                     | 115.36     | 104.49                       | 107.37                  | 108.22                            | 113.18              | 109.43              | 106.75      | 100.00          | 112.23             | 112.23          |  |  |  |  |
|                   | 6                     | 115.76     | 104.49                       | 107.37                  | 108.22                            | 113.18              | 109.43              | 106.75      | 100.00          | 112.23             | 112.23          |  |  |  |  |
|                   | 7                     | 115.76     | 105.34                       | 107.76                  | 108.22                            | 113.18              | 109.43              | 106.75      | 100.00          | 112.23             | 112.23          |  |  |  |  |
|                   | 8                     | 115.76     | 105.34                       | 108.10                  | 108.22                            | 113.18              | 109.43              | 106.75      | 100.00          | 112.23             | 112.23          |  |  |  |  |
|                   | 9                     | 115.76     | 105.34                       | 108.10                  | 108.22                            | 113.18              | 109.43              | 106.75      | 100.00          | 112.23             | 112.19          |  |  |  |  |
|                   | 10                    | 115.79     | 105.34                       | 110.87                  | 108.22                            | 113.18              | 109.43              | 106.75      | 100.00          | 112.23             | 112.50          |  |  |  |  |
|                   | 11                    | 115.65     | 105.34                       | 110.90                  | 108.22                            | 113.18              | 109.43              | 106.75      | 100.00          | 112.23             | 112.50          |  |  |  |  |
|                   | 12                    | 116.95     | 105.34                       | 110.90                  | 108.22                            | 113.18              | 109.43              | 106.75      | 100.00          | 112.23             | 112.94          |  |  |  |  |
| 2025.             | 1                     | 121.16     | 106.25                       | 112.42                  | 109.26                            | 117.29              | 112.96              | 107.97      | 100.00          | 112.84             |                 |  |  |  |  |

3. CPI by Item (Cont'd) <sup>1)</sup>

2020=100

| 기 타 Other industrial products |                     |           |                | 전기·가스·수도 Electricity and Gas and Water |                    |                       |                                 | 집 세 Rentals for housing        |                      | Weight <sup>2)</sup> |
|-------------------------------|---------------------|-----------|----------------|--|--------------------|-----------------------|---------------------------------|--------------------------------|----------------------|----------------------|
| 반려동물용품<br>Pet products        | 화장지<br>Toilet paper | 가방<br>Bag | 핸드백<br>Handbag | 상수도료<br>Water utilities                | 전기료<br>Electricity | 도시가스<br>Gas utilities | 지역난방비<br>Regional heating bills | 전세<br>Long-term deposit rental | 월세<br>Monthly rental |                      |
| 3.3                           | 1.3                 | 2.7       | 1.4            | 4.5                                    | 16.1               | 11.5                  | 1.6                             | 54.2                           | 44.9                 |                      |
| 97.78                         | 97.64               | 99.76     | 100.49         | 100.37                                 | 100.00             | 103.59                | 99.39                           | 99.69                          | 99.88                | 2019                 |
| 100.00                        | 100.00              | 100.00    | 100.00         | 100.00                                 | 100.00             | 100.00                | 100.00                          | 100.00                         | 100.00               | 2020                 |
| 101.23                        | 101.39              | 97.70     | 98.29          | 101.19                                 | 99.49              | 94.64                 | 98.73                           | 101.92                         | 100.73               | 2021                 |
| 106.66                        | 110.01              | 98.41     | 104.64         | 104.86                                 | 112.32             | 109.55                | 110.77                          | 104.55                         | 101.68               | 2022                 |
| 115.22                        | 120.53              | 104.71    | 113.06         | 108.99                                 | 138.14             | 133.34                | 140.96                          | 104.83                         | 102.43               | 2023                 |
| 116.80                        | 120.94              | 108.07    | 112.62         | 112.40                                 | 140.47             | 140.12                | 155.73                          | 104.51                         | 103.35               | 2024                 |
| 116.97                        | 122.07              | 108.07    | 112.62         | 111.75                                 | 143.41             | 136.17                | 148.49                          | 104.42                         | 102.87               | 1. 2024              |
| 116.84                        | 123.04              | 108.07    | 112.62         | 111.79                                 | 143.41             | 136.18                | 148.49                          | 104.41                         | 102.95               | 2                    |
| 115.42                        | 120.76              | 108.07    | 112.62         | 111.79                                 | 143.41             | 136.18                | 148.49                          | 104.42                         | 103.01               | 3                    |
| 116.72                        | 122.74              | 108.07    | 112.62         | 111.77                                 | 143.41             | 136.18                | 148.49                          | 104.39                         | 103.12               | 4                    |
| 115.33                        | 120.60              | 108.07    | 112.62         | 112.26                                 | 143.41             | 136.18                | 148.49                          | 104.43                         | 103.21               | 5                    |
| 116.17                        | 120.27              | 108.07    | 112.62         | 112.54                                 | 143.41             | 136.18                | 148.49                          | 104.45                         | 103.33               | 6                    |
| 118.10                        | 121.60              | 108.07    | 112.62         | 113.05                                 | 127.02             | 136.52                | 162.91                          | 104.49                         | 103.38               | 7                    |
| 116.29                        | 123.10              | 108.07    | 112.62         | 113.05                                 | 127.02             | 145.47                | 162.99                          | 104.55                         | 103.49               | 8                    |
| 117.44                        | 118.85              | 108.07    | 112.62         | 112.94                                 | 142.78             | 145.50                | 162.99                          | 104.61                         | 103.56               | 9                    |
| 116.01                        | 118.86              | 108.07    | 112.62         | 112.44                                 | 142.78             | 145.50                | 162.99                          | 104.66                         | 103.65               | 10                   |
| 118.28                        | 120.60              | 108.07    | 112.62         | 112.53                                 | 142.78             | 145.66                | 162.99                          | 104.66                         | 103.73               | 11                   |
| 118.04                        | 118.73              | 108.07    | 112.62         | 112.93                                 | 142.78             | 145.66                | 162.99                          | 104.68                         | 103.84               | 12                   |
| 118.59                        | 118.37              | 108.07    | 112.62         | 115.80                                 | 142.78             | 145.63                | 162.99                          | 104.70                         | 103.96               | 1. 2025              |

| 공 공 서 비 스 Public services |                                   |                                     |                               |                             |                          |                                 |   |  | Weight <sup>2)</sup> |
|---------------------------|-----------------------------------|-------------------------------------|-------------------------------|-----------------------------|--------------------------|---------------------------------|---|--|----------------------|
| 택시료<br>Taxi fares         | 국제항공료<br>International air travel | 유선전화료<br>Landline telephone charges | 휴대전화료<br>Mobile phone charges | 인터넷<br>이용료<br>Internet fees | 방송수신료<br>TV license fees | 유치원<br>납입금<br>Kindergarten fees | 전문대학<br>납입금<br>Tuition (vocational college) | 사립대학교<br>납입금<br>Tuition (private university) |                      |
| 3.2                       | 2.9                               | 0.4                                 | 29.8                          | 5.5                         | 2.4                      | 1.8                             | 1.1   | 8.6  |                      |
| 97.40                     | 99.56                             | 99.92                               | 103.56                        | 99.99                       | 99.95                    | 104.76                          | 100.32                                      | 101.39                                       | 2019                 |
| 100.00                    | 100.00                            | 100.00                              | 100.00                        | 100.00                      | 100.00                   | 100.00                          | 100.00                                      | 100.00                                       | 2020                 |
| 100.05                    | 110.02                            | 100.12                              | 101.23                        | 100.00                      | 99.08                    | 92.25                           | 100.28                                      | 99.70  | 2021                 |
| 100.93                    | 127.47                            | 100.24                              | 101.62                        | 100.00                      | 98.97                    | 76.97                           | 100.68                                      | 99.26  | 2022                 |
| 114.04                    | 122.22                            | 100.24                              | 101.79                        | 100.37                      | 100.73                   | 69.39                           | 101.29                                      | 99.25  | 2023                 |
| 121.89                    | 121.14                            | 100.24                              | 101.89                        | 100.62                      | 100.94                   | 65.38                           | 101.65                                      | 99.62  | 2024                 |
| 121.66                    | 124.84                            | 100.24                              | 101.87                        | 100.62                      | 100.97                   | 67.25                           | 101.40                                      | 99.27  | 1. 2024              |
| 121.66                    | 121.35                            | 100.24                              | 101.86                        | 100.62                      | 100.96                   | 67.25                           | 101.40                                      | 99.27  | 2                    |
| 121.66                    | 117.91                            | 100.24                              | 101.86                        | 100.62                      | 100.93                   | 64.98                           | 101.70                                      | 99.67  | 3                    |
| 121.66                    | 120.20                            | 100.24                              | 101.86                        | 100.62                      | 100.93                   | 64.97                           | 101.70                                      | 99.67  | 4                    |
| 121.66                    | 119.62                            | 100.24                              | 101.89                        | 100.62                      | 100.93                   | 64.97                           | 101.70                                      | 99.67  | 5                    |
| 121.66                    | 120.75                            | 100.24                              | 101.90                        | 100.62                      | 100.93                   | 64.97                           | 101.70                                      | 99.67  | 6                    |
| 121.68                    | 124.65                            | 100.24                              | 101.89                        | 100.62                      | 100.93                   | 64.97                           | 101.70                                      | 99.67  | 7                    |
| 122.21                    | 128.03                            | 100.24                              | 101.90                        | 100.62                      | 100.93                   | 65.05                           | 101.70                                      | 99.67  | 8                    |
| 122.21                    | 120.76                            | 100.24                              | 101.89                        | 100.62                      | 100.93                   | 65.05                           | 101.70                                      | 99.73  | 9                    |
| 122.21                    | 118.88                            | 100.24                              | 101.90                        | 100.62                      | 100.93                   | 65.05                           | 101.70                                      | 99.73  | 10                   |
| 122.21                    | 116.35                            | 100.24                              | 101.89                        | 100.62                      | 100.93                   | 65.05                           | 101.70                                      | 99.73  | 11                   |
| 122.21                    | 120.39                            | 100.24                              | 101.93                        | 100.62                      | 100.93                   | 65.05                           | 101.70                                      | 99.73  | 12                   |
| 122.21                    | 124.69                            | 100.24                              | 101.93                        | 100.62                      | 100.78                   | 65.05                           | 101.70                                      | 99.73  | 1. 2025              |

3. 품목별 소비자물가지수(계속) <sup>1)</sup>

2020=100

|                   | 공공서비스<br>Public services |                            |                            | 개인서비스<br>Personal services                 |                         |                      |                    |   |                                  |
|-------------------|--------------------------|----------------------------|----------------------------|--|-------------------------|----------------------|--------------------|---|----------------------------------|
|                   | 보육시설<br>이용료              | 부동산중개<br>수수료               | 행정수수료                      | 삼겹살<br>(외식)                                | 생선회<br>(외식)             | 맥주<br>(외식)           | 구내식당<br>식사비        | 설비수리비   | 공동주택<br>관리비                      |
|                   | Childcare<br>facilities  | Real estate<br>commissions | Administrative<br>services | Pork belly<br>(Sangyeopsal,<br>eating out) | Sashimi<br>(eating out) | Beer<br>(eating out) | Cafeteria<br>meals | Dwelling<br>maintenance<br>and repair<br>services | Apartment<br>maintenance<br>fees |
| 가중치 <sup>2)</sup> | 0.7                      | 0.8                        | 1.1                        | 7.2  | 10.3                    | 4.8                  | 11.9               | 5.9   | 21.8                             |
| 2019              | 102.84                   | 100.00                     | 100.00                     | 98.66                                      | 100.04                  | 98.94                | 97.51              | 97.03   | 95.11                            |
| 2020              | 100.00                   | 100.00                     | 100.00                     | 100.00                                     | 100.00                  | 100.00               | 100.00             | 100.00  | 100.00                           |
| 2021              | 99.49                    | 98.07                      | 100.00                     | 102.42                                     | 105.70                  | 100.81               | 104.09             | 104.85  | 105.30                           |
| 2022              | 99.34                    | 92.28                      | 100.00                     | 111.62                                     | 116.08                  | 107.23               | 108.51             | 110.89  | 110.46                           |
| 2023              | 96.78                    | 92.28                      | 100.00                     | 117.64                                     | 123.22                  | 114.66               | 116.01             | 115.66  | 116.30                           |
| 2024              | 92.01                    | 92.28                      | 99.34                      | 120.13                                     | 127.07                  | 118.03               | 120.89             | 118.59  | 121.69                           |
| 2024. 1           | 95.93                    | 92.28                      | 100.00                     | 119.00                                     | 125.10                  | 118.02               | 118.10             | 117.44  | 118.71                           |
| 2                 | 95.93                    | 92.28                      | 100.00                     | 119.66                                     | 125.46                  | 118.42               | 118.15             | 117.59  | 121.64                           |
| 3                 | 93.39                    | 92.28                      | 100.00                     | 119.73                                     | 125.72                  | 118.40               | 120.15             | 117.82  | 120.34                           |
| 4                 | 93.44                    | 92.28                      | 100.00                     | 119.75                                     | 126.16                  | 118.87               | 120.66             | 118.23  | 120.38                           |
| 5                 | 93.44                    | 92.28                      | 100.00                     | 119.95                                     | 126.29                  | 118.82               | 121.11             | 118.56  | 120.74                           |
| 6                 | 93.44                    | 92.28                      | 100.00                     | 120.00                                     | 126.38                  | 118.09               | 121.41             | 118.29  | 121.80                           |
| 7                 | 93.44                    | 92.28                      | 98.67                      | 120.07                                     | 126.25                  | 118.24               | 121.63             | 118.52  | 121.00                           |
| 8                 | 89.71                    | 92.28                      | 98.67                      | 120.17                                     | 126.56                  | 118.26               | 121.76             | 118.66  | 122.72                           |
| 9                 | 88.86                    | 92.28                      | 98.67                      | 120.45                                     | 127.21                  | 117.21               | 121.93             | 118.89  | 122.62                           |
| 10                | 88.86                    | 92.28                      | 98.67                      | 120.68                                     | 129.10                  | 117.35               | 121.93             | 119.42  | 123.56                           |
| 11                | 88.86                    | 92.28                      | 98.67                      | 121.02                                     | 129.89                  | 117.40               | 121.95             | 119.75  | 122.95                           |
| 12                | 88.86                    | 92.28                      | 98.67                      | 121.13                                     | 130.68                  | 117.33               | 121.95             | 119.86  | 123.79                           |
| 2025. 1           | 88.86                    | 92.28                      | 98.67                      | 121.59                                     | 131.35                  | 117.39               | 122.53             | 120.63  | 123.49                           |

|                   | 개인서비스<br>Personal services |                                |                  |                     |                   |                         |                              |                              |   |   |
|-------------------|----------------------------|--------------------------------|------------------|---------------------|-------------------|-------------------------|------------------------------|------------------------------|---|---|
|                   | 골프장<br>이용료                 | 놀이시설<br>이용료                    | 영화<br>관람료        | 문화<br>강습료           | 온라인<br>콘텐츠<br>이용료 | 사진<br>서비스료              | 국내단체<br>여행비                  | 해외단체<br>여행비                  | 초등학생<br>학원비   | 중학생<br>학원비  |
|                   | Golf course<br>fees        | Amusement<br>park<br>admission | Movie<br>tickets | Cultural<br>classes | Online<br>content | Photography<br>services | Group<br>tours<br>(domestic) | Group<br>tours<br>(overseas) | Private<br>education<br>expenses<br>(elementary<br>school students) | Private<br>education<br>expenses<br>(middle school<br>students) |
| 가중치 <sup>2)</sup> | 3.0                        | 2.3                            | 1.0              | 0.9                 | 8.0               | 1.7                     | 2.0                          | 5.5                          | 7.6   | 13.8  |
| 2019              | 97.59                      | 99.75                          | 97.44            | 98.52               | 99.99             | 97.89                   | 99.00                        | 106.50                       | 98.53   | 98.03   |
| 2020              | 100.00                     | 100.00                         | 100.00           | 100.00              | 100.00            | 100.00                  | 100.00                       | 100.00                       | 100.00  | 100.00  |
| 2021              | 104.02                     | 101.90                         | 116.48           | 102.45              | 100.45            | 102.27                  | 105.16                       | 99.19                        | 101.32  | 101.72  |
| 2022              | 110.32                     | 106.86                         | 125.32           | 105.49              | 103.13            | 107.02                  | 126.29                       | 101.79                       | 103.54  | 103.42  |
| 2023              | 115.16                     | 113.25                         | 128.81           | 111.33              | 105.51            | 115.18                  | 124.15                       | 111.03                       | 105.74  | 106.04  |
| 2024              | 117.36                     | 116.25                         | 128.81           | 113.39              | 108.16            | 117.70                  | 124.10                       | 111.84                       | 108.08  | 107.86  |
| 2024. 1           | 115.14                     | 112.19                         | 128.81           | 112.74              | 107.44            | 116.67                  | 110.22                       | 110.59                       | 107.06  | 107.39  |
| 2                 | 115.92                     | 112.35                         | 128.81           | 112.72              | 107.44            | 116.97                  | 129.19                       | 111.10                       | 107.15  | 107.34  |
| 3                 | 116.04                     | 112.73                         | 128.81           | 113.48              | 107.44            | 117.16                  | 118.02                       | 110.28                       | 107.75  | 107.81  |
| 4                 | 116.51                     | 113.81                         | 128.81           | 113.26              | 107.44            | 117.46                  | 127.43                       | 112.86                       | 107.85  | 107.67  |
| 5                 | 117.20                     | 114.68                         | 128.81           | 113.51              | 107.44            | 117.84                  | 131.98                       | 113.28                       | 107.99  | 107.67  |
| 6                 | 118.18                     | 116.90                         | 128.81           | 113.53              | 107.44            | 117.84                  | 122.59                       | 112.27                       | 107.98  | 107.67  |
| 7                 | 117.89                     | 123.92                         | 128.81           | 113.49              | 107.44            | 118.18                  | 129.45                       | 115.07                       | 108.10  | 107.84  |
| 8                 | 117.73                     | 124.04                         | 128.81           | 113.49              | 107.44            | 118.32                  | 136.13                       | 114.89                       | 108.37  | 108.04  |
| 9                 | 118.43                     | 117.35                         | 128.81           | 113.67              | 107.44            | 118.43                  | 122.03                       | 115.62                       | 108.47  | 108.10  |
| 10                | 118.43                     | 115.89                         | 128.81           | 113.48              | 110.33            | 118.49                  | 125.98                       | 111.18                       | 108.48  | 108.17  |
| 11                | 118.67                     | 115.14                         | 128.81           | 113.39              | 110.33            | 118.59                  | 119.45                       | 104.93                       | 108.76  | 108.25  |
| 12                | 118.17                     | 115.95                         | 128.81           | 113.91              | 110.33            | 116.49                  | 116.77                       | 109.97                       | 108.96  | 108.42  |
| 2025. 1           | 117.70                     | 116.06                         | 128.81           | 114.19              | 110.33            | 116.50                  | 122.44                       | 116.26                       | 109.49  | 108.62  |

3. CPI by Item (Cont'd) <sup>1)</sup>

2020=100

| 개 인 서 비 스                    |                             |                         |                            |                      |                      |             |                         |             |                   |                      |
|------------------------------|-----------------------------|-------------------------|----------------------------|----------------------|----------------------|-------------|-------------------------|-------------|-------------------|----------------------|
| 가전제품<br>수리비                  | 가전제품<br>렌탈비                 | 가사<br>도우미료              | 간병<br>도우미료                 | 건강검진비                | 치과보철료                | 자동차<br>수리비  | 휴대전화기<br>수리비            | 헬스클럽<br>이용료 | 골프연습장<br>이용료      |                      |
| Home<br>appliance<br>repairs | Home<br>appliance<br>rental | Housekeep-<br>ing costs | Home<br>caregiver<br>costs | Medical<br>check-ups | Dental<br>prostheses | Car repairs | Mobile phone<br>repairs | Gym fees    | Driving<br>ranges |                      |
| 2.4                          | 2.5                         | 2.4                     | 2.6                        | 1.2                  | 6.8                  | 6.3         | 0.4                     | 1.5         | 2.3               | Weight <sup>2)</sup> |
| 95.81                        | 109.13                      | 98.04                   | 97.57                      | 99.34                | 99.15                | 98.97       | 96.83                   | 99.03       | 99.73             | 2019                 |
| 100.00                       | 100.00                      | 100.00                  | 100.00                     | 100.00               | 100.00               | 100.00      | 100.00                  | 100.00      | 100.00            | 2020                 |
| 104.09                       | 100.90                      | 101.85                  | 106.43                     | 100.79               | 100.72               | 102.05      | 94.42                   | 99.52       | 100.77            | 2021                 |
| 106.53                       | 97.59                       | 107.50                  | 114.97                     | 102.02               | 101.46               | 105.97      | 94.71                   | 102.24      | 102.97            | 2022                 |
| 113.48                       | 100.01                      | 113.67                  | 126.24                     | 103.86               | 101.74               | 111.44      | 98.46                   | 105.29      | 104.75            | 2023                 |
| 124.38                       | 96.57                       | 116.67                  | 133.47                     | 105.46               | 101.85               | 114.15      | 104.08                  | 106.98      | 105.04            | 2024                 |
| 118.92                       | 99.91                       | 115.60                  | 131.60                     | 104.30               | 101.45               | 113.40      | 99.10                   | 106.26      | 105.09            | 1. 2024              |
| 118.92                       | 99.91                       | 115.69                  | 132.24                     | 104.47               | 101.46               | 113.73      | 99.70                   | 106.62      | 105.20            | 2                    |
| 119.55                       | 99.91                       | 116.09                  | 132.63                     | 104.94               | 101.52               | 113.74      | 99.70                   | 106.62      | 105.23            | 3                    |
| 119.55                       | 99.91                       | 116.52                  | 133.19                     | 105.40               | 101.57               | 113.91      | 99.70                   | 106.43      | 105.04            | 4                    |
| 119.55                       | 101.21                      | 116.66                  | 133.19                     | 105.40               | 101.47               | 114.00      | 106.34                  | 106.57      | 105.06            | 5                    |
| 119.55                       | 93.84                       | 116.66                  | 133.63                     | 105.54               | 101.78               | 114.04      | 106.34                  | 107.04      | 105.02            | 6                    |
| 134.34                       | 93.84                       | 116.80                  | 133.79                     | 105.92               | 101.78               | 114.16      | 106.34                  | 107.31      | 105.03            | 7                    |
| 134.34                       | 93.84                       | 116.81                  | 133.85                     | 105.92               | 101.91               | 114.28      | 106.34                  | 107.19      | 105.02            | 8                    |
| 126.95                       | 93.84                       | 116.81                  | 134.11                     | 105.92               | 101.94               | 114.43      | 106.34                  | 107.19      | 105.04            | 9                    |
| 126.95                       | 93.84                       | 117.24                  | 134.36                     | 105.92               | 102.29               | 114.48      | 106.34                  | 107.44      | 105.00            | 10                   |
| 126.95                       | 94.89                       | 117.53                  | 134.45                     | 105.92               | 102.46               | 114.78      | 106.34                  | 107.40      | 104.78            | 11                   |
| 126.95                       | 93.88                       | 117.57                  | 134.60                     | 105.92               | 102.55               | 114.90      | 106.34                  | 107.65      | 104.99            | 12                   |
| 127.63                       | 93.88                       | 118.14                  | 135.71                     | 106.41               | 102.74               | 115.09      | 106.34                  | 107.94      | 105.02            | 1. 2025              |

| 개 인 서 비 스  |                  |                                       |              |                      |                   |             |                       |                         |                     |                      |
|--|------------------|---------------------------------------|--------------|----------------------|-------------------|-------------|-----------------------|-------------------------|---------------------|----------------------|
| 고등학생<br>학원비  | 음악<br>학원비        | 가정<br>학습지                             | 목욕료          | 찜질방<br>이용료           | 미용료               | 뷰티<br>미용료   | 보험<br>서비스료            | 자동차<br>보험료              | 장례비                 |                      |
| Private<br>education<br>expenses(high<br>school<br>students) | Music<br>classes | Worksheet-<br>based study<br>programs | Public baths | Korean dry<br>saunas | Beauty<br>parlors | Beauty care | Insurance<br>services | Automobile<br>insurance | Funeral<br>expenses |                      |
| 13.8   | 3.0              | 3.5                                   | 0.6          | 0.6                  | 7.3               | 2.2         | 8.6                   | 3.7                     | 2.6                 | Weight <sup>2)</sup> |
| 98.44  | 97.66            | 100.00                                | 97.65        | 98.86                | 98.67             | 98.68       | 92.66                 | 95.56                   | 99.42               | 2019                 |
| 100.00   | 100.00           | 100.00                                | 100.00       | 100.00               | 100.00            | 100.00      | 100.00                | 100.00                  | 100.00              | 2020                 |
| 101.09   | 103.39           | 99.73                                 | 101.13       | 100.77               | 101.15            | 101.77      | 109.02                | 100.35                  | 101.26              | 2021                 |
| 102.84   | 108.07           | 103.73                                | 109.59       | 107.29               | 105.20            | 105.72      | 124.41                | 99.39                   | 104.69              | 2022                 |
| 105.23   | 111.82           | 106.02                                | 123.46       | 119.81               | 111.52            | 111.64      | 140.47                | 97.40                   | 106.91              | 2023                 |
| 106.52   | 114.49           | 112.88                                | 130.59       | 127.56               | 114.38            | 115.53      | 162.66                | 94.71                   | 108.19              | 2024                 |
| 106.08   | 113.01           | 106.02                                | 128.57       | 125.68               | 113.10            | 113.70      | 159.97                | 97.06                   | 107.71              | 1. 2024              |
| 106.30   | 113.46           | 106.02                                | 129.21       | 125.97               | 113.24            | 114.10      | 159.97                | 94.54                   | 107.77              | 2                    |
| 106.35   | 113.96           | 106.02                                | 129.84       | 126.50               | 113.59            | 114.30      | 159.97                | 94.54                   | 107.77              | 3                    |
| 106.48   | 114.19           | 110.31                                | 130.28       | 127.05               | 113.73            | 115.04      | 163.55                | 94.54                   | 108.03              | 4                    |
| 106.48   | 114.69           | 110.86                                | 130.52       | 127.19               | 114.18            | 115.21      | 163.55                | 94.54                   | 108.07              | 5                    |
| 106.48   | 114.78           | 110.86                                | 130.63       | 127.53               | 114.07            | 115.62      | 163.55                | 94.54                   | 108.12              | 6                    |
| 106.47   | 114.74           | 115.31                                | 130.45       | 127.59               | 114.33            | 115.73      | 163.55                | 94.45                   | 108.36              | 7                    |
| 106.62   | 114.96           | 117.84                                | 130.53       | 127.72               | 114.69            | 115.94      | 163.55                | 94.45                   | 108.36              | 8                    |
| 106.75   | 114.96           | 117.84                                | 131.38       | 128.29               | 115.01            | 116.38      | 163.55                | 94.45                   | 108.44              | 9                    |
| 106.75   | 114.87           | 117.84                                | 131.47       | 128.48               | 115.34            | 116.40      | 163.55                | 94.45                   | 108.51              | 10                   |
| 106.75   | 114.98           | 117.84                                | 132.00       | 129.27               | 115.55            | 116.90      | 163.55                | 94.45                   | 108.51              | 11                   |
| 106.77   | 115.22           | 117.84                                | 132.17       | 129.42               | 115.73            | 117.01      | 163.55                | 94.45                   | 108.58              | 12                   |
| 107.20   | 115.60           | 117.84                                | 132.87       | 130.65               | 116.75            | 117.57      | 183.48                | 94.45                   | 108.89              | 1. 2025              |

| 개 인 서 비 스  |                  |                                       |              |                      |                   |             |                       |                         |                     | Weight <sup>2)</sup> |
|--|------------------|---------------------------------------|--------------|----------------------|-------------------|-------------|-----------------------|-------------------------|---------------------|----------------------|
| Personal services  |                  |                                       |              |                      |                   |             |                       |                         |                     |                      |
| 고등학생<br>학원비  | 음악<br>학원비        | 가정<br>학습지                             | 목욕료          | 찜질방<br>이용료           | 미용료               | 뷰티<br>미용료   | 보험<br>서비스료            | 자동차<br>보험료              | 장례비                 |                      |
| Private<br>education<br>expenses(high<br>school<br>students) | Music<br>classes | Worksheet-<br>based study<br>programs | Public baths | Korean dry<br>saunas | Beauty<br>parlors | Beauty care | Insurance<br>services | Automobile<br>insurance | Funeral<br>expenses |                      |
| 13.8   | 3.0              | 3.5                                   | 0.6          | 0.6                  | 7.3               | 2.2         | 8.6                   | 3.7                     | 2.6                 |                      |
| 98.44  | 97.66            | 100.00                                | 97.65        | 98.86                | 98.67             | 98.68       | 92.66                 | 95.56                   | 99.42               | 2019                 |
| 100.00   | 100.00           | 100.00                                | 100.00       | 100.00               | 100.00            | 100.00      | 100.00                | 100.00                  | 100.00              | 2020                 |
| 101.09   | 103.39           | 99.73                                 | 101.13       | 100.77               | 101.15            | 101.77      | 109.02                | 100.35                  | 101.26              | 2021                 |
| 102.84   | 108.07           | 103.73                                | 109.59       | 107.29               | 105.20            | 105.72      | 124.41                | 99.39                   | 104.69              | 2022                 |
| 105.23   | 111.82           | 106.02                                | 123.46       | 119.81               | 111.52            | 111.64      | 140.47                | 97.40                   | 106.91              | 2023                 |
| 106.52   | 114.49           | 112.88                                | 130.59       | 127.56               | 114.38            | 115.53      | 162.66                | 94.71                   | 108.19              | 2024                 |
| 106.08   | 113.01           | 106.02                                | 128.57       | 125.68               | 113.10            | 113.70      | 159.97                | 97.06                   | 107.71              | 1. 2024              |
| 106.30   | 113.46           | 106.02                                | 129.21       | 125.97               | 113.24            | 114.10      | 159.97                | 94.54                   | 107.77              | 2                    |
| 106.35   | 113.96           | 106.02                                | 129.84       | 126.50               | 113.59            | 114.30      | 159.97                | 94.54                   | 107.77              | 3                    |
| 106.48   | 114.19           | 110.31                                | 130.28       | 127.05               | 113.73            | 115.04      | 163.55                | 94.54                   | 108.03              | 4                    |
| 106.48   | 114.69           | 110.86                                | 130.52       | 127.19               | 114.18            | 115.21      | 163.55                | 94.54                   | 108.07              | 5                    |
| 106.48   | 114.78           | 110.86                                | 130.63       | 127.53               | 114.07            | 115.62      | 163.55                | 94.54                   | 108.12              | 6                    |
| 106.47   | 114.74           | 115.31                                | 130.45       | 127.59               | 114.33            | 115.73      | 163.55                | 94.45                   | 108.36              | 7                    |
| 106.62   | 114.96           | 117.84                                | 130.53       | 127.72               | 114.69            | 115.94      | 163.55                | 94.45                   | 108.36              | 8                    |
| 106.75   | 114.96           | 117.84                                | 131.38       | 128.29               | 115.01            | 116.38      | 163.55                | 94.45                   | 108.44              | 9                    |
| 106.75   | 114.87           | 117.84                                | 131.47       | 128.48               | 115.34            | 116.40      | 163.55                | 94.45                   | 108.51              | 10                   |
| 106.75   | 114.98           | 117.84                                | 132.00       | 129.27               | 115.55            | 116.90      | 163.55                | 94.45                   | 108.51              | 11                   |
| 106.77   | 115.22           | 117.84                                | 132.17       | 129.42               | 115.73            | 117.01      | 163.55                | 94.45                   | 108.58              | 12                   |
| 107.20   | 115.60           | 117.84                                | 132.87       | 130.65               | 116.75            | 117.57      | 183.48                | 94.45                   | 108.89              | 1. 2025              |

## 4. 특수분류별 소비자물가지수 <sup>1)</sup>

### CPI by Special Group

2020=100

|                   | 총 지수       |                        |                                  |              |                      |                                       |                                       |
|-------------------|------------|------------------------|----------------------------------|--------------|----------------------|---------------------------------------|---------------------------------------|
|                   | All items  | 생활물가지수                 | 생활물가 이외                          | 식품           | 식품이외                 | 전월세                                   | 전·월세포함 생활물가지수                         |
|                   |            | For living necessities | Excluding for living necessities | Food         | Excluding food       | For living necessities including rent | For living necessities including rent |
| 가중치 <sup>2)</sup> | 1,000.0    | 528.4                  | 372.5                            | 199.9        | 328.5                | 99.1                                  | 627.5                                 |
| Weight            |            |                        |                                  |              |                      |                                       |                                       |
| 2022              | 107.72     | 109.39                 | 106.50                           | 111.88       | 107.83               | 103.26                                | 108.43                                |
| 2023              | 111.59     | 113.70                 | 110.71                           | 118.16       | 110.98               | 103.75                                | 112.11                                |
| 2024              | 114.18     | 116.72                 | 113.36                           | 122.41       | 113.27               | 104.00                                | 114.67                                |
| 2024. 1           | 113.17     | 115.58                 | 112.32                           | 120.80       | 112.41               | 103.74                                | 113.68                                |
| 2                 | 113.78     | 116.32                 | 112.91                           | 122.02       | 112.88               | 103.77                                | 114.30                                |
| 3                 | 113.95     | 116.62                 | 112.94                           | 122.47       | 113.08               | 103.80                                | 114.56                                |
| 4                 | 114.01     | 116.59                 | 113.12                           | 121.82       | 113.42               | 103.83                                | 114.53                                |
| 5                 | 114.10     | 116.53                 | 113.43                           | 121.54       | 113.49               | 103.89                                | 114.50                                |
| 6                 | 113.84     | 116.26                 | 113.10                           | 121.28       | 113.20               | 103.96                                | 114.28                                |
| 7                 | 114.13     | 116.36                 | 113.70                           | 122.13       | 112.87               | 104.01                                | 114.37                                |
| 8                 | 114.54     | 116.96                 | 113.94                           | 123.00       | 113.31               | 104.09                                | 114.88                                |
| 9                 | 114.65     | 117.45                 | 113.53                           | 124.06       | 113.47               | 104.15                                | 115.30                                |
| 10                | 114.69     | 117.51                 | 113.57                           | 124.35       | 113.39               | 104.22                                | 115.36                                |
| 11                | 114.40     | 117.06                 | 113.40                           | 122.50       | 113.75               | 104.26                                | 115.00                                |
| 12                | 114.91     | 117.34                 | 114.33                           | 122.91       | 113.97               | 104.33                                | 115.24                                |
| 2025. 1           | 115.71     | 118.52                 | 114.80                           | 124.04       | 115.19               | 104.39                                | 116.25                                |
| All items         |            |                        |                                  |              |                      |                                       |                                       |
|                   | 신선식품       |                        |                                  |              | 신선식품제외               |                                       |                                       |
|                   | Fresh food |                        |                                  |              |                      |                                       |                                       |
|                   | 신선식품       | 신선어개                   | 신선채소                             | 신선과실         |                      |                                       |                                       |
|                   | Fresh food | Fresh fish             | Fresh vegetables                 | Fresh fruits | Excluding fresh food |                                       |                                       |
| 가중치 <sup>2)</sup> | 37.9       | 9.3                    | 14.2                             | 14.4         | 962.1                |                                       |                                       |
| Weight            |            |                        |                                  |              |                      |                                       |                                       |
| 2022              | 111.85     | 105.09                 | 110.21                           | 118.56       | 107.53               |                                       |                                       |
| 2023              | 119.49     | 110.71                 | 115.54                           | 130.11       | 111.26               |                                       |                                       |
| 2024              | 131.16     | 110.97                 | 125.06                           | 152.38       | 113.51               |                                       |                                       |
| 2024. 1           | 130.66     | 113.07                 | 123.67                           | 150.93       | 112.48               |                                       |                                       |
| 2                 | 138.57     | 113.10                 | 132.05                           | 164.09       | 112.82               |                                       |                                       |
| 3                 | 140.36     | 112.15                 | 131.95                           | 169.87       | 112.93               |                                       |                                       |
| 4                 | 135.14     | 110.36                 | 124.30                           | 164.72       | 113.19               |                                       |                                       |
| 5                 | 131.08     | 110.35                 | 113.41                           | 164.97       | 113.43               |                                       |                                       |
| 6                 | 124.04     | 109.92                 | 99.78                            | 160.12       | 113.42               |                                       |                                       |
| 7                 | 125.03     | 109.03                 | 106.06                           | 156.83       | 113.69               |                                       |                                       |
| 8                 | 131.29     | 109.20                 | 123.53                           | 155.65       | 113.87               |                                       |                                       |
| 9                 | 136.25     | 109.42                 | 146.65                           | 144.80       | 113.81               |                                       |                                       |
| 10                | 132.79     | 110.32                 | 148.39                           | 132.65       | 113.98               |                                       |                                       |
| 11                | 121.56     | 111.22                 | 127.30                           | 123.04       | 114.10               |                                       |                                       |
| 12                | 127.17     | 113.53                 | 123.63                           | 140.93       | 114.41               |                                       |                                       |
| 2025. 1           | 131.59     | 114.11                 | 129.14                           | 146.96       | 115.08               |                                       |                                       |

주: 1) 소비자물가지수의 기준연도는 2020년,

가중치의 기준연도는 2022년임

2) 2022년기준 가중치로서 이전자료(~2021년)는

동일 가중치를 적용 할 수 없음

자료: 통계청 경제동향통계심의관 물가동향과

Note: 1) CPI base year was 2020 with the weights calculated based on year 2022.

2) The weights were based on 2022, which couldn't be applied to data

for previous periods (leading up to 2021).

Source: Statistics Korea



## 5. 지역별 소비자물가지수(지출목적별 분류)<sup>1)2)</sup> CPI by Regions (By Expenditure Category)

2020=100

|                   | 전국         |  |                                     |                        |  |   |        |           |                    |                           |           |                           |  |
|-------------------|------------|--|-------------------------------------|------------------------|--|---|--------|-----------|--------------------|---------------------------|-----------|---------------------------|--|
|                   |            | 식료품 및<br>비주류음료                           | 주류및담배                               | 의류및신발                  | 주택, 수도,<br>전기 및 연료   | 가정용품 및<br>가사서비스   | 보건     | 교통        | 통신                 | 오락 및 문화                   | 교육        | 음식 및 숙박                   | 기타 상품<br>및 서비스                           |
|                   |            | Food &<br>non-<br>alcoholic<br>beverages | Alcoholic<br>beverages<br>& tobacco | Clothing &<br>footwear | Housing,<br>water,<br>electricity,<br>gas & other<br>fuels | Furnishings,<br>household<br>equipment and<br>routine<br>household<br>maintenance | Health | Transport | Communi-<br>cation | Recreation<br>and culture | Education | Restaurants<br>and hotels | Miscellane-<br>ous goods<br>and services |
|                   | Total item |  |                                     |                        |  |   |        |           |                    |                           |           |                           |  |
| 가중치 <sup>3)</sup> | 1,000.0    | 142.0                                    | 15.8                                | 49.6                   | 171.6  | 45.6  | 84.0   | 110.6     | 46.6               | 62.9                      | 73.9      | 144.7                     | 52.7                                     |
| 2019              | 99.47      | 95.76                                    | 99.68                               | 99.27                  | 99.49  | 99.97   | 98.52  | 101.87    | 102.11             | 101.02                    | 102.18    | 99.06                     | 98.08                                    |
| 2020              | 100.00     | 100.00                                   | 100.00                              | 100.00                 | 100.00   | 100.00  | 100.00 | 100.00    | 100.00             | 100.00                    | 100.00    | 100.00                    | 100.00                                   |
| 2021              | 102.50     | 105.89                                   | 100.43                              | 100.56                 | 101.63   | 101.87  | 99.92  | 106.33    | 99.10              | 100.43                    | 100.87    | 102.73                    | 102.00                                   |
| 2022              | 107.72     | 112.15                                   | 102.62                              | 103.71                 | 107.19   | 106.78  | 100.76 | 116.68    | 100.02             | 103.29                    | 102.23    | 110.53                    | 108.27                                   |
| 2023              | 111.59     | 118.29                                   | 103.63                              | 110.66                 | 112.63   | 112.56  | 102.40 | 112.70    | 101.04             | 107.07                    | 104.23    | 117.16                    | 114.56                                   |
| 2024              | 114.18     | 122.87                                   | 104.56                              | 114.34                 | 114.50   | 114.82  | 104.34 | 114.25    | 101.30             | 108.58                    | 106.01    | 120.77                    | 119.25                                   |
| 2024. 1           | 113.17     | 122.20                                   | 104.40                              | 113.61                 | 113.84   | 113.74  | 103.98 | 111.97    | 101.24             | 107.35                    | 104.96    | 119.09                    | 118.38                                   |
| 2                 | 113.78     | 123.96                                   | 104.33                              | 113.63                 | 114.22   | 113.94  | 104.06 | 113.64    | 101.24             | 108.41                    | 105.09    | 119.39                    | 118.25                                   |
| 3                 | 113.95     | 124.22                                   | 104.43                              | 113.65                 | 114.11   | 114.69  | 104.25 | 114.00    | 101.24             | 107.96                    | 105.43    | 119.78                    | 118.49                                   |
| 4                 | 114.01     | 122.75                                   | 104.70                              | 113.59                 | 114.15   | 114.70  | 104.26 | 115.02    | 101.24             | 108.45                    | 105.76    | 120.14                    | 119.14                                   |
| 5                 | 114.10     | 121.90                                   | 104.46                              | 114.30                 | 114.26   | 114.48  | 104.52 | 115.74    | 101.32             | 108.81                    | 105.90    | 120.38                    | 119.13                                   |
| 6                 | 113.84     | 120.68                                   | 104.54                              | 114.31                 | 114.43   | 114.37  | 104.25 | 114.01    | 101.32             | 108.74                    | 105.91    | 120.77                    | 119.63                                   |
| 7                 | 114.13     | 121.54                                   | 104.71                              | 114.38                 | 113.07   | 115.35  | 104.27 | 116.00    | 101.32             | 109.45                    | 106.18    | 121.32                    | 119.78                                   |
| 8                 | 114.54     | 122.99                                   | 104.59                              | 114.44                 | 113.92   | 115.35  | 104.37 | 116.17    | 101.32             | 109.35                    | 106.41    | 121.65                    | 119.23                                   |
| 9                 | 114.65     | 124.72                                   | 104.48                              | 114.44                 | 115.36   | 114.95  | 104.50 | 113.90    | 101.32             | 108.86                    | 106.51    | 121.02                    | 118.97                                   |
| 10                | 114.69     | 124.53                                   | 104.68                              | 114.79                 | 115.51   | 115.44  | 104.44 | 112.56    | 101.32             | 108.71                    | 106.56    | 121.63                    | 120.08                                   |
| 11                | 114.40     | 121.32                                   | 104.81                              | 115.48                 | 115.48   | 114.99  | 104.56 | 113.69    | 101.32             | 108.15                    | 106.63    | 121.87                    | 120.20                                   |
| 12                | 114.91     | 123.61                                   | 104.58                              | 115.49                 | 115.67   | 115.84  | 104.56 | 114.32    | 101.34             | 108.66                    | 106.74    | 122.18                    | 119.71                                   |
| 2025. 1           | 115.71     | 125.13                                   | 104.61                              | 115.46                 | 115.87   | 116.17  | 105.42 | 115.62    | 101.34             | 109.63                    | 107.17    | 122.65                    | 123.00                                   |

|                      | 서울      |  |                                     |                        |  |   |        |           |                    |                           |           |                           |  |
|----------------------|---------|--|-------------------------------------|------------------------|--|---|--------|-----------|--------------------|---------------------------|-----------|---------------------------|--|
|                      |         | 식료품 및<br>비주류음료                           | 주류및담배                               | 의류및신발                  | 주택, 수도,<br>전기 및 연료   | 가정용품 및<br>가사서비스   | 보건     | 교통        | 통신                 | 오락 및 문화                   | 교육        | 음식 및 숙박                   | 기타 상품<br>및 서비스                           |
|                      |         | Food &<br>non-<br>alcoholic<br>beverages | Alcoholic<br>beverages<br>& tobacco | Clothing &<br>footwear | Housing,<br>water,<br>electricity,<br>gas & other<br>fuels | Furnishings,<br>household<br>equipment and<br>routine<br>household<br>maintenance | Health | Transport | Communi-<br>cation | Recreation<br>and culture | Education | Restaurants<br>and hotels | Miscellane-<br>ous goods<br>and services |
|                      | Seoul   |  |                                     |                        |  |   |        |           |                    |                           |           |                           |  |
| Weight <sup>3)</sup> | 1,000.0 | 125.8                                    | 14.6                                | 48.6                   | 232.8  | 42.4  | 77.0   | 80.6      | 42.9               | 67.0                      | 81.8      | 138.8                     | 47.7                                     |
| 2019                 | 99.38   | 95.33                                    | 99.49                               | 99.08                  | 99.36  | 99.79   | 98.45  | 101.52    | 102.12             | 101.38                    | 101.92    | 99.06                     | 98.16                                    |
| 2020                 | 100.00  | 100.00                                   | 100.00                              | 100.00                 | 100.00   | 100.00  | 100.00 | 100.00    | 100.00             | 100.00                    | 100.00    | 100.00                    | 100.00                                   |
| 2021                 | 102.10  | 105.39                                   | 100.67                              | 100.66                 | 101.48   | 101.75  | 99.78  | 104.64    | 99.19              | 100.42                    | 101.09    | 102.73                    | 101.64                                   |
| 2022                 | 106.69  | 111.50                                   | 102.87                              | 103.80                 | 105.62   | 106.41  | 100.59 | 112.55    | 100.08             | 103.41                    | 102.81    | 110.39                    | 108.06                                   |
| 2023                 | 110.88  | 118.09                                   | 104.08                              | 110.64                 | 109.88   | 112.55  | 102.10 | 111.89    | 101.08             | 107.40                    | 104.82    | 117.09                    | 114.64                                   |
| 2024                 | 113.50  | 123.31                                   | 105.14                              | 114.37                 | 111.20   | 115.05  | 104.10 | 114.66    | 101.34             | 109.03                    | 106.96    | 120.63                    | 119.24                                   |
| 2024. 1              | 112.60  | 122.89                                   | 104.73                              | 113.66                 | 110.64   | 113.96  | 103.57 | 113.18    | 101.28             | 107.74                    | 105.55    | 119.02                    | 118.27                                   |
| 2                    | 113.07  | 124.39                                   | 104.79                              | 113.65                 | 110.84   | 114.03  | 103.70 | 114.44    | 101.28             | 109.00                    | 105.76    | 119.22                    | 118.29                                   |
| 3                    | 113.02  | 124.46                                   | 105.05                              | 113.70                 | 110.17   | 114.85  | 103.94 | 114.34    | 101.28             | 108.17                    | 106.26    | 119.60                    | 118.56                                   |
| 4                    | 113.37  | 123.67                                   | 105.29                              | 113.63                 | 110.97   | 114.96  | 103.97 | 115.12    | 101.28             | 108.93                    | 106.67    | 120.18                    | 119.01                                   |
| 5                    | 113.42  | 122.67                                   | 105.12                              | 114.29                 | 110.89   | 114.81  | 104.16 | 115.78    | 101.36             | 109.29                    | 106.84    | 120.55                    | 119.15                                   |
| 6                    | 113.17  | 120.92                                   | 105.17                              | 114.29                 | 111.00   | 114.69  | 104.04 | 114.52    | 101.37             | 109.21                    | 106.86    | 120.75                    | 119.67                                   |
| 7                    | 113.46  | 122.31                                   | 105.35                              | 114.38                 | 110.18   | 115.46  | 104.09 | 116.09    | 101.36             | 110.07                    | 107.09    | 121.26                    | 119.81                                   |
| 8                    | 113.94  | 124.12                                   | 105.17                              | 114.46                 | 111.03   | 115.42  | 104.16 | 116.50    | 101.37             | 109.99                    | 107.32    | 121.51                    | 119.24                                   |
| 9                    | 113.92  | 124.98                                   | 104.91                              | 114.46                 | 111.88   | 115.06  | 104.38 | 114.43    | 101.36             | 109.44                    | 107.61    | 120.55                    | 118.97                                   |
| 10                   | 114.04  | 124.29                                   | 105.33                              | 114.81                 | 112.24   | 115.85  | 104.32 | 113.30    | 101.37             | 109.16                    | 107.80    | 121.25                    | 120.11                                   |
| 11                   | 113.73  | 121.12                                   | 105.55                              | 115.55                 | 112.23   | 115.30  | 104.44 | 113.87    | 101.36             | 108.44                    | 107.82    | 121.58                    | 120.18                                   |
| 12                   | 114.24  | 123.93                                   | 105.17                              | 115.56                 | 112.35   | 116.17  | 104.47 | 114.35    | 101.39             | 108.91                    | 107.91    | 122.09                    | 119.56                                   |
| 2025. 1              | 114.90  | 125.31                                   | 105.12                              | 115.53                 | 112.35   | 116.82  | 105.32 | 115.44    | 101.39             | 109.87                    | 108.28    | 122.71                    | 122.53                                   |

주: 1) 지역별로 기준시점(2020년)의 가격수준이 다르기 때문에 지역별 소비자 물가지수를 이용하여 지역별 가격차이를 비교할 수 없음

2) 소비자물가지수의 기준연도는 2020년, 가중치의 기준연도는 2022년임

3) 2022년 기준 가중치로서 이전자료(~2021년)는

동일 가중치를 적용 할 수 없음

자료: 통계청 경제동향통계심의관 물가동향과

Note: 1) The CPIs for individual areas cannot be used to compare prices among areas.

2) CPI base year was 2020 with the weights calculated based on year 2022.

3) The weights were based on 2022, which couldn't be applied to data for previous periods (leading up to 2021).

Source: Statistics Korea.

## 5. 지역별 소비자물가지수(계속) <sup>1)2)</sup>

### (지출목적별 분류)

2020=100

|                   |      | 부 산                                      |                                     |                        |  |   |        |           |                    |                           |           |                           |  |        |
|-------------------|------|--|-------------------------------------|------------------------|--|---|--------|-----------|--------------------|---------------------------|-----------|---------------------------|--|--------|
|                   |      | 식료품 및<br>비주류음료                           | 주류및담배                               | 의류및신발                  | 주택, 수도,<br>전기 및 연료   | 가정용품 및<br>가사서비스   | 보건     | 교통        | 통신                 | 오락 및 문화                   | 교육        | 음식 및 숙박                   | 기타 상품<br>및 서비스                           |        |
|                   |      | Food &<br>non-<br>alcoholic<br>beverages | Alcoholic<br>beverages<br>& tobacco | Clothing &<br>footwear | Housing,<br>water,<br>electricity,<br>gas & other<br>fuels | Furnishings,<br>household<br>equipment and<br>routine<br>household<br>maintenance | Health | Transport | Communi-<br>cation | Recreation<br>and culture | Education | Restaurants<br>and hotels | Miscellane-<br>ous goods<br>and services |        |
|                   |      | Busan                                    |                                     |                        |  |   |        |           |                    |                           |           |                           |  |        |
| 가중치 <sup>3)</sup> |      | 1,000.0                                  | 150.8                               | 16.7                   | 49.9   | 145.3   | 50.9   | 99.8      | 100.3              | 43.9                      | 62.4      | 68.2                      | 154.3                                    | 57.5   |
|                   | 2019 | 99.82                                    | 96.99                               | 100.18                 | 99.31  | 99.66   | 100.02 | 98.60     | 102.11             | 102.12                    | 101.09    | 103.66                    | 99.47                                    | 98.27  |
|                   | 2020 | 100.00                                   | 100.00                              | 100.00                 | 100.00   | 100.00  | 100.00 | 100.00    | 100.00             | 100.00                    | 100.00    | 100.00                    | 100.00                                   | 100.00 |
|                   | 2021 | 102.46                                   | 105.91                              | 100.70                 | 100.57   | 100.97  | 102.04 | 99.75     | 106.01             | 99.18                     | 100.52    | 101.86                    | 103.01                                   | 101.73 |
| 2022              |      | 107.35                                   | 111.75                              | 103.21                 | 103.68   | 105.56  | 107.08 | 100.53    | 115.84             | 100.07                    | 103.53    | 102.26                    | 110.88                                   | 107.96 |
|                   | 2023 | 111.33                                   | 117.46                              | 104.05                 | 110.57   | 110.71  | 112.99 | 102.11    | 112.52             | 101.10                    | 107.34    | 104.45                    | 118.05                                   | 113.91 |
|                   | 2024 | 114.12                                   | 122.49                              | 105.12                 | 114.31   | 112.88  | 115.15 | 104.07    | 115.66             | 101.36                    | 108.80    | 106.78                    | 120.77                                   | 118.11 |
| 2024. 1           |      | 113.11                                   | 121.71                              | 104.90                 | 113.50   | 111.83  | 114.33 | 103.76    | 113.05             | 101.31                    | 107.82    | 105.75                    | 119.50                                   | 117.27 |
|                   | 2    | 113.84                                   | 124.19                              | 105.05                 | 113.62   | 112.74  | 114.37 | 103.65    | 114.60             | 101.31                    | 108.70    | 105.74                    | 119.83                                   | 116.91 |
|                   | 3    | 113.98                                   | 124.28                              | 105.10                 | 113.67   | 112.94  | 115.00 | 103.78    | 115.14             | 101.31                    | 108.30    | 105.74                    | 119.90                                   | 117.23 |
| 4                 |      | 113.92                                   | 122.79                              | 105.35                 | 113.61   | 112.42  | 115.24 | 103.89    | 116.10             | 101.31                    | 108.77    | 106.16                    | 120.01                                   | 117.81 |
|                   | 5    | 113.87                                   | 120.88                              | 105.08                 | 114.27   | 112.49  | 114.97 | 104.20    | 117.24             | 101.38                    | 108.97    | 106.23                    | 120.03                                   | 118.43 |
|                   | 6    | 113.71                                   | 120.40                              | 105.05                 | 114.28   | 112.91  | 114.62 | 103.92    | 115.51             | 101.39                    | 108.86    | 106.25                    | 120.40                                   | 118.76 |
| 7                 |      | 113.97                                   | 120.87                              | 105.18                 | 114.36   | 111.27  | 115.51 | 104.00    | 117.74             | 101.38                    | 109.64    | 106.45                    | 121.03                                   | 118.95 |
|                   | 8    | 114.39                                   | 122.14                              | 105.16                 | 114.40   | 112.25  | 115.60 | 104.06    | 117.85             | 101.39                    | 109.34    | 107.60                    | 121.42                                   | 117.86 |
|                   | 9    | 114.67                                   | 124.15                              | 105.07                 | 114.39   | 114.15  | 115.52 | 104.31    | 115.61             | 101.38                    | 108.99    | 107.72                    | 121.00                                   | 117.43 |
| 10                |      | 114.76                                   | 124.48                              | 105.19                 | 114.76   | 113.96  | 115.63 | 104.35    | 114.22             | 101.39                    | 108.75    | 107.91                    | 121.52                                   | 118.89 |
|                   | 11   | 114.29                                   | 120.49                              | 105.25                 | 115.43   | 113.81  | 114.89 | 104.47    | 115.01             | 101.38                    | 108.23    | 107.93                    | 122.07                                   | 119.09 |
|                   | 12   | 114.97                                   | 123.54                              | 105.11                 | 115.47   | 113.74  | 116.08 | 104.42    | 115.90             | 101.41                    | 109.24    | 107.93                    | 122.51                                   | 118.63 |
| 2025. 1           |      | 115.75                                   | 125.05                              | 105.12                 | 115.49   | 113.92  | 116.09 | 105.24    | 117.38             | 101.41                    | 110.52    | 108.34                    | 122.75                                   | 121.43 |

|                   |      | 인 천                                      |                                     |                        |  |   |        |           |                    |                           |           |                           |  |        |
|-------------------|------|--|-------------------------------------|------------------------|--|---|--------|-----------|--------------------|---------------------------|-----------|---------------------------|--|--------|
|                   |      | 식료품 및<br>비주류음료                           | 주류및담배                               | 의류및신발                  | 주택, 수도,<br>전기 및 연료   | 가정용품 및<br>가사서비스   | 보건     | 교통        | 통신                 | 오락 및 문화                   | 교육        | 음식 및 숙박                   | 기타 상품<br>및 서비스                           |        |
|                   |      | Food &<br>non-<br>alcoholic<br>beverages | Alcoholic<br>beverages<br>& tobacco | Clothing &<br>footwear | Housing,<br>water,<br>electricity,<br>gas & other<br>fuels | Furnishings,<br>household<br>equipment and<br>routine<br>household<br>maintenance | Health | Transport | Communi-<br>cation | Recreation<br>and culture | Education | Restaurants<br>and hotels | Miscellane-<br>ous goods<br>and services |        |
|                   |      | Incheon                                  |                                     |                        |  |   |        |           |                    |                           |           |                           |  |        |
| 가중치 <sup>3)</sup> |      | 1,000.0                                  | 145.4                               | 18.8                   | 48.6   | 160.1   | 45.6   | 81.9      | 108.9              | 53.7                      | 59.1      | 70.9                      | 157.1                                    | 49.9   |
|                   | 2019 | 99.22                                    | 95.91                               | 100.06                 | 99.38  | 99.07   | 99.70  | 98.35     | 101.69             | 102.08                    | 100.68    | 100.85                    | 98.60                                    | 98.07  |
|                   | 2020 | 100.00                                   | 100.00                              | 100.00                 | 100.00   | 100.00  | 100.00 | 100.00    | 100.00             | 100.00                    | 100.00    | 100.00                    | 100.00                                   | 100.00 |
|                   | 2021 | 102.62                                   | 106.26                              | 100.65                 | 100.48   | 101.56  | 102.12 | 100.23    | 106.60             | 98.95                     | 100.04    | 101.32                    | 102.36                                   | 102.15 |
| 2022              |      | 107.96                                   | 112.93                              | 102.57                 | 103.59   | 107.50  | 107.40 | 101.18    | 116.65             | 99.91                     | 102.52    | 101.12                    | 110.65                                   | 108.70 |
|                   | 2023 | 111.92                                   | 119.08                              | 103.48                 | 110.23   | 114.09  | 113.40 | 103.02    | 112.09             | 100.96                    | 106.37    | 102.70                    | 116.83                                   | 115.68 |
|                   | 2024 | 114.79                                   | 125.16                              | 104.19                 | 113.83   | 116.37  | 115.88 | 104.54    | 114.24             | 101.23                    | 107.73    | 104.30                    | 120.29                                   | 120.72 |
| 2024. 1           |      | 113.76                                   | 123.86                              | 103.85                 | 113.10   | 116.06  | 114.42 | 104.43    | 111.94             | 101.17                    | 106.59    | 103.97                    | 118.61                                   | 119.10 |
|                   | 2    | 114.44                                   | 126.40                              | 103.94                 | 113.09   | 116.17  | 114.99 | 104.46    | 113.73             | 101.17                    | 107.64    | 103.53                    | 119.00                                   | 119.14 |
|                   | 3    | 114.79                                   | 127.67                              | 104.13                 | 113.10   | 116.15  | 115.63 | 104.61    | 114.06             | 101.17                    | 107.21    | 103.87                    | 119.36                                   | 120.03 |
| 4                 |      | 114.56                                   | 125.26                              | 104.49                 | 113.03   | 115.41  | 115.43 | 104.62    | 115.13             | 101.17                    | 107.71    | 104.10                    | 119.62                                   | 120.71 |
|                   | 5    | 114.78                                   | 124.57                              | 104.01                 | 113.79   | 116.21  | 115.43 | 104.78    | 115.76             | 101.25                    | 108.30    | 104.24                    | 119.84                                   | 120.48 |
|                   | 6    | 114.48                                   | 123.90                              | 104.24                 | 113.79   | 116.13  | 115.40 | 104.35    | 113.56             | 101.25                    | 107.72    | 104.29                    | 120.20                                   | 121.23 |
| 7                 |      | 114.71                                   | 123.96                              | 104.27                 | 113.86   | 114.77  | 116.64 | 104.37    | 116.23             | 101.25                    | 108.56    | 104.30                    | 120.57                                   | 121.40 |
|                   | 8    | 115.17                                   | 125.48                              | 104.21                 | 113.92   | 115.61  | 116.68 | 104.47    | 116.61             | 101.25                    | 108.58    | 104.43                    | 121.05                                   | 120.77 |
|                   | 9    | 115.19                                   | 126.25                              | 104.17                 | 114.00   | 117.56  | 115.92 | 104.63    | 113.87             | 101.25                    | 107.98    | 104.63                    | 120.58                                   | 120.58 |
| 10                |      | 115.18                                   | 125.98                              | 104.44                 | 114.31   | 117.36  | 116.75 | 104.52    | 112.43             | 101.25                    | 107.85    | 104.72                    | 121.22                                   | 121.81 |
|                   | 11   | 114.84                                   | 122.82                              | 104.34                 | 114.98   | 117.33  | 115.95 | 104.63    | 113.44             | 101.25                    | 107.15    | 104.73                    | 121.42                                   | 121.91 |
|                   | 12   | 115.52                                   | 125.82                              | 104.16                 | 114.98   | 117.65  | 117.31 | 104.59    | 114.13             | 101.27                    | 107.50    | 104.75                    | 121.98                                   | 121.48 |
| 2025. 1           |      | 116.46                                   | 128.07                              | 104.09                 | 114.86   | 118.12  | 117.36 | 105.38    | 115.56             | 101.27                    | 108.63    | 105.30                    | 122.47                                   | 124.64 |



# 5. CPI by Regions (Cont'd) <sup>1)2)</sup> (By Expenditure Category)

2020=100

| 대구                                       |                                     |                        |  |   |        |           |                    |                           |           |                           |  |        | Weight <sup>3)</sup> |
|--|-------------------------------------|------------------------|--|---|--------|-----------|--------------------|---------------------------|-----------|---------------------------|--|--------|----------------------|
| 식료품 및<br>비주류음료                           | 주류및담배                               | 의류및신발                  | 주택, 수도,<br>전기 및 연료   | 가정용품 및<br>가사서비스   | 보건     | 교통        | 통신                 | 오락 및 문화                   | 교육        | 음식 및 숙박                   | 기타 상품<br>및 서비스                           |        |                      |
| Food &<br>non-<br>alcoholic<br>beverages | Alcoholic<br>beverages &<br>tobacco | Clothing &<br>footwear | Housing,<br>water,<br>electricity,<br>gas & other<br>fuels | Furnishings,<br>household<br>equipment and<br>routine<br>household<br>maintenance | Health | Transport | Communi-<br>cation | Recreation<br>and culture | Education | Restaurants<br>and hotels | Miscellane-<br>ous goods<br>and services |        |                      |
| Daegu                                    |                                     |                        |  |   |        |           |                    |                           |           |                           |  |        |                      |
| 1,000.0                                  | 152.0                               | 16.8                   | 50.7   | 150.5   | 49.7   | 84.8      | 117.5              | 47.2                      | 60.9      | 69.3                      | 149.1                                    | 51.5   | 2019<br>2020<br>2021 |
| 99.71                                    | 96.81                               | 99.74                  | 99.02  | 99.34   | 99.94  | 98.32     | 103.70             | 102.06                    | 101.04    | 102.48                    | 98.99                                    | 98.04  |                      |
| 100.00                                   | 100.00                              | 100.00                 | 100.00   | 100.00  | 100.00 | 100.00    | 100.00             | 100.00                    | 100.00    | 100.00                    | 100.00                                   | 100.00 |                      |
| 102.64                                   | 106.01                              | 99.93                  | 100.49   | 101.18  | 101.90 | 100.10    | 107.26             | 98.99                     | 100.86    | 101.70                    | 102.58                                   | 102.20 |                      |
| 108.02                                   | 112.48                              | 101.84                 | 103.64   | 106.17  | 107.34 | 100.91    | 118.56             | 99.94                     | 103.70    | 104.45                    | 110.45                                   | 108.37 | 2022<br>2023<br>2024 |
| 111.79                                   | 118.70                              | 102.96                 | 110.71   | 111.83  | 112.57 | 102.40    | 113.69             | 100.94                    | 107.62    | 106.17                    | 117.06                                   | 114.88 |                      |
| 114.20                                   | 122.82                              | 104.08                 | 114.45   | 112.69  | 114.20 | 104.68    | 115.93             | 101.19                    | 108.87    | 107.23                    | 120.51                                   | 120.06 |                      |
| 113.14                                   | 121.68                              | 103.78                 | 113.76   | 112.48  | 113.09 | 103.99    | 113.25             | 101.13                    | 107.77    | 106.36                    | 118.99                                   | 118.93 | 1. 2024<br>2<br>3    |
| 113.95                                   | 124.78                              | 103.93                 | 113.74   | 112.62  | 113.59 | 104.11    | 115.31             | 101.13                    | 108.76    | 106.45                    | 119.24                                   | 118.42 |                      |
| 114.08                                   | 124.41                              | 103.94                 | 113.76   | 112.62  | 114.01 | 104.50    | 115.82             | 101.13                    | 108.54    | 106.78                    | 119.44                                   | 119.12 |                      |
| 113.87                                   | 121.79                              | 104.27                 | 113.73   | 112.40  | 114.03 | 104.33    | 116.94             | 101.13                    | 108.47    | 107.10                    | 119.75                                   | 119.84 | 4<br>5<br>6          |
| 114.00                                   | 121.12                              | 103.94                 | 114.42   | 112.40  | 113.98 | 104.99    | 117.46             | 101.21                    | 108.83    | 107.16                    | 120.12                                   | 119.83 |                      |
| 113.86                                   | 120.67                              | 104.01                 | 114.42   | 112.51  | 113.99 | 104.70    | 115.71             | 101.21                    | 109.11    | 107.22                    | 120.50                                   | 120.53 |                      |
| 114.12                                   | 120.98                              | 104.27                 | 114.46   | 111.26  | 114.71 | 104.66    | 117.80             | 101.21                    | 109.70    | 107.44                    | 121.06                                   | 120.62 | 7<br>8<br>9          |
| 114.54                                   | 122.97                              | 104.22                 | 114.54   | 112.08  | 114.58 | 104.81    | 117.76             | 101.21                    | 109.43    | 107.68                    | 121.33                                   | 120.05 |                      |
| 114.73                                   | 124.85                              | 104.09                 | 114.56   | 113.63  | 113.96 | 105.06    | 115.48             | 101.21                    | 109.03    | 107.71                    | 121.00                                   | 119.88 |                      |
| 114.73                                   | 124.74                              | 104.22                 | 114.89   | 113.51  | 114.87 | 104.91    | 114.10             | 101.21                    | 109.18    | 107.60                    | 121.43                                   | 121.10 | 10<br>11<br>12       |
| 114.49                                   | 121.93                              | 104.30                 | 115.57   | 113.48  | 114.38 | 105.04    | 115.55             | 101.21                    | 108.69    | 107.60                    | 121.56                                   | 121.37 |                      |
| 114.84                                   | 123.89                              | 103.99                 | 115.57   | 113.24  | 115.25 | 105.01    | 116.03             | 101.23                    | 108.89    | 107.60                    | 121.64                                   | 121.04 |                      |
| 115.57                                   | 124.47                              | 103.94                 | 115.54   | 113.42  | 115.56 | 105.84    | 117.34             | 101.23                    | 109.50    | 108.82                    | 122.28                                   | 124.33 | 1. 2025              |

| 광주                                       |                                     |                        |  |   |        |           |                    |                           |           |                           |  |        | Weight <sup>3)</sup> |
|--|-------------------------------------|------------------------|--|---|--------|-----------|--------------------|---------------------------|-----------|---------------------------|--|--------|----------------------|
| 식료품 및<br>비주류음료                           | 주류및담배                               | 의류및신발                  | 주택, 수도,<br>전기 및 연료   | 가정용품 및<br>가사서비스   | 보건     | 교통        | 통신                 | 오락 및 문화                   | 교육        | 음식 및 숙박                   | 기타 상품<br>및 서비스                           |        |                      |
| Food &<br>non-<br>alcoholic<br>beverages | Alcoholic<br>beverages &<br>tobacco | Clothing &<br>footwear | Housing,<br>water,<br>electricity,<br>gas & other<br>fuels | Furnishings,<br>household<br>equipment and<br>routine<br>household<br>maintenance | Health | Transport | Communi-<br>cation | Recreation<br>and culture | Education | Restaurants<br>and hotels | Miscellane-<br>ous goods<br>and services |        |                      |
| Gwangju                                  |                                     |                        |  |   |        |           |                    |                           |           |                           |  |        |                      |
| 1,000.0                                  | 143.9                               | 16.1                   | 56.1   | 131.7   | 51.2   | 86.0      | 123.4              | 46.9                      | 61.6      | 82.9                      | 135.9                                    | 64.3   | 2019<br>2020<br>2021 |
| 99.56                                    | 95.87                               | 100.11                 | 98.82  | 99.26   | 100.19 | 98.47     | 102.46             | 102.14                    | 100.62    | 103.77                    | 98.47                                    | 98.26  |                      |
| 100.00                                   | 100.00                              | 100.00                 | 100.00   | 100.00  | 100.00 | 100.00    | 100.00             | 100.00                    | 100.00    | 100.00                    | 100.00                                   | 100.00 |                      |
| 102.57                                   | 106.33                              | 100.05                 | 100.51   | 100.91  | 101.98 | 99.91     | 106.18             | 98.88                     | 100.44    | 101.38                    | 103.16                                   | 101.77 |                      |
| 107.79                                   | 112.98                              | 103.10                 | 103.36   | 105.99  | 106.92 | 100.79    | 116.58             | 99.86                     | 103.37    | 103.44                    | 110.37                                   | 107.60 | 2022<br>2023<br>2024 |
| 111.76                                   | 119.24                              | 104.49                 | 110.34   | 113.08  | 112.35 | 102.61    | 112.06             | 100.91                    | 106.99    | 105.77                    | 117.23                                   | 113.95 |                      |
| 114.57                                   | 123.35                              | 105.32                 | 114.05   | 115.22  | 114.48 | 105.11    | 113.21             | 101.16                    | 108.35    | 108.91                    | 121.18                                   | 119.48 |                      |
| 113.47                                   | 123.42                              | 104.87                 | 113.22   | 114.42  | 113.51 | 104.36    | 110.75             | 101.11                    | 107.65    | 107.04                    | 119.14                                   | 118.55 | 1. 2024<br>2<br>3    |
| 114.11                                   | 124.81                              | 105.02                 | 113.35   | 114.64  | 113.68 | 104.79    | 112.25             | 101.11                    | 108.81    | 107.17                    | 119.89                                   | 118.60 |                      |
| 114.37                                   | 124.85                              | 104.76                 | 113.37   | 115.00  | 114.20 | 105.05    | 112.85             | 101.11                    | 107.70    | 108.40                    | 120.17                                   | 118.77 |                      |
| 114.62                                   | 124.25                              | 105.11                 | 113.34   | 115.14  | 114.26 | 105.10    | 113.97             | 101.11                    | 107.92    | 109.27                    | 120.56                                   | 119.39 | 4<br>5<br>6          |
| 114.79                                   | 123.57                              | 105.08                 | 114.01   | 115.08  | 114.21 | 105.30    | 115.05             | 101.18                    | 108.49    | 109.49                    | 120.81                                   | 119.37 |                      |
| 114.38                                   | 121.56                              | 105.03                 | 114.02   | 115.50  | 113.99 | 104.97    | 113.33             | 101.19                    | 108.43    | 109.49                    | 121.05                                   | 119.71 |                      |
| 114.61                                   | 121.65                              | 105.59                 | 114.09   | 113.77  | 115.01 | 104.95    | 115.03             | 101.18                    | 109.16    | 109.71                    | 121.84                                   | 119.96 | 7<br>8<br>9          |
| 114.95                                   | 122.70                              | 105.59                 | 114.15   | 114.76  | 115.04 | 105.25    | 115.24             | 101.19                    | 108.97    | 109.86                    | 122.13                                   | 119.41 |                      |
| 114.81                                   | 123.87                              | 105.47                 | 114.15   | 116.04  | 114.60 | 105.25    | 112.93             | 101.18                    | 108.52    | 108.97                    | 121.59                                   | 119.34 |                      |
| 114.93                                   | 124.59                              | 105.53                 | 114.50   | 116.17  | 115.18 | 105.40    | 111.30             | 101.19                    | 108.35    | 108.97                    | 122.10                                   | 120.37 | 10<br>11<br>12       |
| 114.61                                   | 121.45                              | 105.76                 | 115.18   | 115.96  | 114.49 | 105.50    | 112.46             | 101.18                    | 107.91    | 109.17                    | 122.12                                   | 120.40 |                      |
| 115.14                                   | 123.45                              | 106.07                 | 115.18   | 116.17  | 115.56 | 105.37    | 113.30             | 101.21                    | 108.25    | 109.33                    | 122.79                                   | 119.87 |                      |
| 115.94                                   | 124.85                              | 106.14                 | 115.14   | 116.22  | 115.63 | 106.18    | 114.61             | 101.21                    | 109.07    | 109.89                    | 123.09                                   | 123.38 | 1. 2025              |

## 5. 지역별 소비자물가지수(계속) <sup>1)2)</sup>

### (지출목적별 분류)

2020=100

|                   |    | 대전                                       |                                     |                        |  |   |        |           |                    |                           |           |                           |  |        |
|-------------------|----|--|-------------------------------------|------------------------|--|---|--------|-----------|--------------------|---------------------------|-----------|---------------------------|--|--------|
|                   |    | 식료품 및<br>비주류음료                           | 주류및담배                               | 의류및신발                  | 주택, 수도,<br>전기 및 연료   | 가정용품 및<br>가사서비스   | 보건     | 교통        | 통신                 | 오락 및 문화                   | 교육        | 음식 및 숙박                   | 기타 상품<br>및 서비스                           |        |
|                   |    |  |                                     |                        |  |   |        |           |                    |                           |           |                           |  |        |
| Daejeon           |    | Food &<br>non-<br>alcoholic<br>beverages | Alcoholic<br>beverages<br>& tobacco | Clothing &<br>footwear | Housing,<br>water,<br>electricity,<br>gas & other<br>fuels | Furnishings,<br>household<br>equipment and<br>routine<br>household<br>maintenance | Health | Transport | Communi-<br>cation | Recreation<br>and culture | Education | Restaurants<br>and hotels | Miscellane-<br>ous goods<br>and services |        |
| 가중치 <sup>3)</sup> |    | 1,000.0                                  | 136.8                               | 15.2                   | 54.4   | 156.5   | 42.8   | 75.2      | 117.5              | 43.9                      | 65.1      | 83.9                      | 146.8                                    | 61.9   |
| 2019              |    | 99.62                                    | 95.66                               | 99.01                  | 99.48  | 99.19   | 100.03 | 99.04     | 102.37             | 102.19                    | 101.04    | 102.99                    | 99.21                                    | 97.93  |
| 2020              |    | 100.00                                   | 100.00                              | 100.00                 | 100.00   | 100.00  | 100.00 | 100.00    | 100.00             | 100.00                    | 100.00    | 100.00                    | 100.00                                   | 100.00 |
| 2021              |    | 102.50                                   | 106.24                              | 100.18                 | 100.56   | 101.49  | 101.99 | 99.57     | 106.82             | 99.69                     | 100.38    | 100.34                    | 102.66                                   | 102.15 |
| 2022              |    | 107.52                                   | 112.22                              | 102.86                 | 104.07   | 106.26  | 107.14 | 100.04    | 117.22             | 100.45                    | 103.36    | 101.92                    | 110.63                                   | 107.92 |
| 2023              |    | 111.24                                   | 118.68                              | 103.95                 | 111.09   | 112.11  | 112.87 | 101.53    | 113.50             | 101.30                    | 107.32    | 102.17                    | 117.15                                   | 113.02 |
| 2024              |    | 113.88                                   | 122.56                              | 104.55                 | 114.56   | 114.22  | 115.16 | 103.57    | 116.18             | 101.53                    | 108.86    | 103.58                    | 120.40                                   | 118.32 |
| 2024.             | 1  | 112.91                                   | 122.50                              | 105.05                 | 113.86   | 113.12  | 114.21 | 103.21    | 113.83             | 101.48                    | 107.21    | 102.88                    | 119.21                                   | 117.08 |
|                   | 2  | 113.40                                   | 122.84                              | 104.62                 | 113.86   | 113.98  | 114.23 | 103.27    | 115.87             | 101.48                    | 108.38    | 103.15                    | 119.01                                   | 117.26 |
|                   | 3  | 113.67                                   | 124.06                              | 104.18                 | 113.86   | 113.94  | 115.17 | 103.43    | 115.91             | 101.48                    | 108.13    | 103.20                    | 119.46                                   | 117.53 |
| 4                 | 4  | 113.84                                   | 123.08                              | 104.58                 | 113.79   | 114.09  | 115.28 | 103.27    | 116.98             | 101.48                    | 109.04    | 103.39                    | 119.71                                   | 118.31 |
|                   | 5  | 113.70                                   | 121.17                              | 104.40                 | 114.44   | 113.87  | 114.54 | 103.73    | 117.56             | 101.55                    | 109.57    | 103.59                    | 119.68                                   | 118.11 |
|                   | 6  | 113.54                                   | 120.30                              | 104.43                 | 114.52   | 114.17  | 114.84 | 103.40    | 116.03             | 101.56                    | 109.18    | 103.47                    | 120.30                                   | 118.61 |
| 7                 | 7  | 113.82                                   | 120.74                              | 104.80                 | 114.57   | 112.92  | 115.75 | 103.48    | 117.89             | 101.55                    | 109.83    | 103.69                    | 120.93                                   | 118.86 |
|                   | 8  | 114.09                                   | 121.26                              | 104.57                 | 114.63   | 113.88  | 115.48 | 103.74    | 117.74             | 101.56                    | 109.87    | 103.80                    | 121.33                                   | 118.53 |
|                   | 9  | 114.35                                   | 124.68                              | 104.61                 | 114.69   | 115.14  | 115.65 | 103.72    | 115.72             | 101.55                    | 109.16    | 103.95                    | 120.45                                   | 118.33 |
| 10                | 10 | 114.38                                   | 124.37                              | 104.49                 | 115.02   | 115.24  | 115.53 | 103.64    | 114.67             | 101.56                    | 109.00    | 103.95                    | 121.26                                   | 119.26 |
|                   | 11 | 114.23                                   | 121.85                              | 104.57                 | 115.71   | 115.17  | 115.08 | 103.93    | 115.83             | 101.55                    | 108.26    | 103.95                    | 121.72                                   | 119.27 |
|                   | 12 | 114.57                                   | 123.88                              | 104.32                 | 115.71   | 115.17  | 116.13 | 103.96    | 116.13             | 101.58                    | 108.67    | 103.95                    | 121.75                                   | 118.73 |
| 2025.             | 1  | 115.33                                   | 125.49                              | 104.27                 | 115.67   | 115.19  | 116.32 | 104.76    | 117.23             | 101.58                    | 110.12    | 104.46                    | 121.81                                   | 122.09 |

|                   |    | 세종                                       |                                     |                        |  |   |        |           |                    |                           |           |                           |  |        |
|-------------------|----|--|-------------------------------------|------------------------|--|---|--------|-----------|--------------------|---------------------------|-----------|---------------------------|--|--------|
|                   |    | 식료품 및<br>비주류음료                           | 주류및담배                               | 의류및신발                  | 주택, 수도,<br>전기 및 연료   | 가정용품 및<br>가사서비스   | 보건     | 교통        | 통신                 | 오락 및 문화                   | 교육        | 음식 및 숙박                   | 기타 상품<br>및 서비스                           |        |
|                   |    |  |                                     |                        |  |   |        |           |                    |                           |           |                           |  |        |
| Sejong            |    | Food &<br>non-<br>alcoholic<br>beverages | Alcoholic<br>beverages<br>& tobacco | Clothing &<br>footwear | Housing,<br>water,<br>electricity,<br>gas & other<br>fuels | Furnishings,<br>household<br>equipment and<br>routine<br>household<br>maintenance | Health | Transport | Communi-<br>cation | Recreation<br>and culture | Education | Restaurants<br>and hotels | Miscellane-<br>ous goods<br>and services |        |
| 가중치 <sup>3)</sup> |    | 1,000.0                                  | 133.3                               | 14.1                   | 51.6   | 174.6   | 41.0   | 75.9      | 129.3              | 40.4                      | 62.6      | 84.6                      | 138.4                                    | 54.2   |
| 2019              |    | 99.57                                    | 96.71                               | 99.54                  | 99.39  | 98.22   | 100.06 | 98.82     | 101.80             | 102.18                    | 101.01    | 104.27                    | 98.47                                    | 98.60  |
| 2020              |    | 100.00                                   | 100.00                              | 100.00                 | 100.00   | 100.00  | 100.00 | 100.00    | 100.00             | 100.00                    | 100.00    | 100.00                    | 100.00                                   | 100.00 |
| 2021              |    | 102.71                                   | 104.50                              | 100.28                 | 100.65   | 104.50  | 101.63 | 99.48     | 106.61             | 99.45                     | 100.41    | 100.48                    | 102.17                                   | 102.20 |
| 2022              |    | 108.23                                   | 110.67                              | 103.61                 | 104.05   | 112.70  | 105.88 | 100.22    | 116.68             | 100.26                    | 103.24    | 101.52                    | 109.54                                   | 107.91 |
| 2023              |    | 111.46                                   | 116.60                              | 104.70                 | 111.26   | 117.02  | 111.49 | 101.61    | 112.45             | 101.14                    | 106.60    | 103.49                    | 114.88                                   | 113.90 |
| 2024              |    | 114.10                                   | 121.50                              | 106.28                 | 115.56   | 119.56  | 113.79 | 103.57    | 113.34             | 101.39                    | 107.90    | 105.91                    | 117.78                                   | 118.29 |
| 2024.             | 1  | 112.79                                   | 120.66                              | 106.17                 | 114.89   | 118.83  | 112.48 | 103.22    | 111.25             | 101.33                    | 106.56    | 102.14                    | 116.06                                   | 117.49 |
|                   | 2  | 113.50                                   | 122.03                              | 106.16                 | 114.89   | 120.05  | 112.74 | 103.39    | 112.92             | 101.33                    | 107.57    | 102.18                    | 116.47                                   | 117.25 |
|                   | 3  | 113.63                                   | 123.02                              | 106.35                 | 114.89   | 119.35  | 113.53 | 103.48    | 113.04             | 101.33                    | 107.08    | 102.79                    | 116.56                                   | 117.62 |
| 4                 | 4  | 114.02                                   | 121.83                              | 106.71                 | 114.83   | 119.10  | 113.51 | 103.44    | 113.91             | 101.33                    | 107.62    | 107.11                    | 116.78                                   | 118.23 |
|                   | 5  | 114.15                                   | 120.48                              | 106.15                 | 115.52   | 119.64  | 113.57 | 104.02    | 114.55             | 101.41                    | 108.06    | 107.17                    | 116.91                                   | 118.30 |
|                   | 6  | 113.94                                   | 120.13                              | 106.43                 | 115.52   | 119.55  | 113.53 | 103.64    | 113.08             | 101.42                    | 108.21    | 107.03                    | 117.17                                   | 118.75 |
| 7                 | 7  | 114.15                                   | 120.13                              | 106.46                 | 115.58   | 118.58  | 114.18 | 103.64    | 114.45             | 101.41                    | 108.88    | 106.93                    | 118.16                                   | 118.72 |
|                   | 8  | 114.52                                   | 121.44                              | 106.48                 | 115.65   | 118.94  | 114.57 | 103.55    | 115.07             | 101.42                    | 108.66    | 107.06                    | 118.77                                   | 118.22 |
|                   | 9  | 114.65                                   | 123.81                              | 106.05                 | 115.65   | 120.23  | 113.93 | 103.63    | 113.26             | 101.41                    | 108.30    | 107.09                    | 117.93                                   | 118.07 |
| 10                | 10 | 114.58                                   | 123.08                              | 106.10                 | 115.96   | 120.20  | 114.51 | 103.61    | 111.79             | 101.42                    | 108.05    | 107.09                    | 118.82                                   | 119.02 |
|                   | 11 | 114.31                                   | 119.33                              | 106.20                 | 116.59   | 120.10  | 113.78 | 103.60    | 113.14             | 101.41                    | 107.57    | 107.15                    | 119.48                                   | 119.14 |
|                   | 12 | 114.92                                   | 122.09                              | 106.10                 | 116.69   | 120.17  | 115.10 | 103.62    | 113.56             | 101.44                    | 108.26    | 107.15                    | 120.30                                   | 118.65 |
| 2025.             | 1  | 115.81                                   | 123.49                              | 105.84                 | 116.66   | 121.57  | 115.28 | 104.83    | 114.42             | 101.44                    | 109.00    | 107.38                    | 120.40                                   | 121.92 |

## 5. CPI by Regions (Cont'd) <sup>1)2)</sup>

### (By Expenditure Category)

2020=100

| 울 산     |  |                                     |                        |  |  |        |           |                    |                           |           |                           |  |  |
|---------|--|-------------------------------------|------------------------|--|--|--------|-----------|--------------------|---------------------------|-----------|---------------------------|--|--|
|         | 식료품 및<br>비주류음료                           | 주류및담배                               | 의류및신발                  | 주택, 수도,<br>전기 및 연료   | 가정용품 및<br>가사서비스  | 보건     | 교통        | 통신                 | 오락 및 문화                   | 교육        | 음식 및 숙박                   | 기타 상품<br>및 서비스                           |  |
| Ulsan   | Food &<br>non-<br>alcoholic<br>beverages | Alcoholic<br>beverages<br>& tobacco | Clothing &<br>footwear | Housing,<br>water,<br>electricity,<br>gas & other<br>fuels | Furnishings,<br>household<br>equipment and<br>routine<br>household<br>main ten an ce | Health | Transport | Communi-<br>cation | Recreation<br>and culture | Education | Restaurants<br>and hotels | Miscellane-<br>ous goods<br>and services |  |
| 1,000.0 | 151.7                                    | 17.0                                | 50.4                   | 125.1  | 46.2   | 90.7   | 125.9     | 45.6               | 62.2                      | 69.5      | 157.7                     | 58.0                                     | Weight <sup>3)</sup><br>2019<br>2020<br>2021 |
| 99.70   | 95.36                                    | 99.76                               | 99.63                  | 100.18   | 99.72  | 98.70  | 101.85    | 102.04             | 101.03                    | 103.59    | 99.13                     | 98.64                                    |  |
| 100.00  | 100.00                                   | 100.00                              | 100.00                 | 100.00   | 100.00   | 100.00 | 100.00    | 100.00             | 100.00                    | 100.00    | 100.00                    | 100.00                                   |  |
| 102.49  | 106.17                                   | 100.22                              | 100.64                 | 101.30   | 101.88   | 100.10 | 104.98    | 98.92              | 100.27                    | 99.99     | 102.91                    | 102.40                                   |  |
| 107.57  | 112.10                                   | 102.94                              | 104.01                 | 107.06   | 106.43   | 100.81 | 113.58    | 99.89              | 103.66                    | 101.64    | 110.18                    | 108.04                                   | 2022<br>2023<br>2024                         |
| 111.43  | 117.81                                   | 104.04                              | 110.80                 | 113.97   | 111.88   | 102.58 | 110.27    | 100.91             | 107.58                    | 103.04    | 116.46                    | 114.61                                   |  |
| 113.97  | 122.67                                   | 105.09                              | 114.37                 | 115.83   | 113.81   | 104.84 | 111.43    | 101.16             | 109.18                    | 104.31    | 119.86                    | 118.45                                   |  |
| 112.98  | 121.83                                   | 104.67                              | 113.67                 | 115.16   | 112.70   | 104.42 | 109.35    | 101.11             | 107.75                    | 103.48    | 118.34                    | 118.25                                   | 1. 2024<br>2<br>3                            |
| 113.75  | 124.48                                   | 104.52                              | 113.67                 | 115.16   | 113.14   | 104.56 | 111.06    | 101.11             | 109.13                    | 103.59    | 118.71                    | 118.10                                   |  |
| 113.87  | 124.26                                   | 105.07                              | 113.66                 | 115.41   | 113.85   | 104.73 | 111.46    | 101.11             | 108.59                    | 103.88    | 119.07                    | 117.68                                   |  |
| 113.95  | 123.34                                   | 105.24                              | 113.47                 | 115.17   | 113.88   | 104.69 | 112.30    | 101.11             | 109.05                    | 104.15    | 119.49                    | 118.24                                   | 4<br>5<br>6                                  |
| 113.81  | 121.18                                   | 105.06                              | 114.34                 | 115.60   | 113.33   | 104.91 | 112.70    | 101.18             | 109.15                    | 104.23    | 119.60                    | 118.34                                   |  |
| 113.51  | 119.86                                   | 105.09                              | 114.33                 | 115.87   | 113.19   | 104.62 | 111.28    | 101.19             | 109.37                    | 104.23    | 119.84                    | 118.60                                   |  |
| 113.91  | 121.23                                   | 105.16                              | 114.44                 | 113.91   | 114.46   | 104.81 | 112.95    | 101.18             | 110.16                    | 104.46    | 120.31                    | 118.89                                   | 7<br>8<br>9                                  |
| 114.25  | 122.24                                   | 105.33                              | 114.49                 | 115.28   | 114.51   | 104.93 | 113.02    | 101.19             | 110.01                    | 104.59    | 120.53                    | 118.30                                   |  |
| 114.41  | 124.68                                   | 104.99                              | 114.54                 | 116.83   | 113.83   | 105.01 | 111.05    | 101.18             | 109.36                    | 104.67    | 119.97                    | 118.20                                   |  |
| 114.49  | 124.55                                   | 105.37                              | 114.82                 | 117.15   | 114.30   | 105.09 | 109.68    | 101.19             | 109.26                    | 104.71    | 120.76                    | 119.08                                   | 10<br>11<br>12                               |
| 114.18  | 121.43                                   | 105.33                              | 115.48                 | 117.12   | 114.15   | 105.16 | 110.82    | 101.18             | 108.86                    | 104.72    | 120.70                    | 119.12                                   |  |
| 114.56  | 122.95                                   | 105.26                              | 115.48                 | 117.26   | 114.43   | 105.09 | 111.46    | 101.21             | 109.42                    | 104.98    | 120.96                    | 118.65                                   |  |
| 115.43  | 124.80                                   | 105.18                              | 115.49                 | 117.31   | 114.96   | 106.11 | 112.80    | 101.21             | 110.18                    | 105.12    | 121.25                    | 122.39                                   | 1. 2025                                      |

| 경 기      |  |                                     |                        |  |  |        |           |                    |                           |           |                           |  |  |
|----------|--|-------------------------------------|------------------------|--|--|--------|-----------|--------------------|---------------------------|-----------|---------------------------|--|--|
|          | 식료품 및<br>비주류음료                           | 주류및담배                               | 의류및신발                  | 주택, 수도,<br>전기 및 연료   | 가정용품 및<br>가사서비스  | 보건     | 교통        | 통신                 | 오락 및 문화                   | 교육        | 음식 및 숙박                   | 기타 상품<br>및 서비스                           |  |
| Gyeonggi | Food &<br>non-<br>alcoholic<br>beverages | Alcoholic<br>beverages<br>& tobacco | Clothing &<br>footwear | Housing,<br>water,<br>electricity,<br>gas & other<br>fuels | Furnishings,<br>household<br>equipment and<br>routine<br>household<br>main ten an ce | Health | Transport | Communi-<br>cation | Recreation<br>and culture | Education | Restaurants<br>and hotels | Miscellane-<br>ous goods<br>and services |  |
| 1,000.0  | 134.5                                    | 14.1                                | 49.9                   | 179.2  | 43.3   | 76.7   | 114.0     | 46.7               | 65.0                      | 83.2      | 143.0                     | 50.4                                     | Weight <sup>3)</sup><br>2019<br>2020<br>2021 |
| 99.40    | 95.71                                    | 99.59                               | 99.26                  | 99.38  | 100.00   | 98.42  | 101.28    | 102.09             | 101.08                    | 101.76    | 99.30                     | 97.91                                    |  |
| 100.00   | 100.00                                   | 100.00                              | 100.00                 | 100.00   | 100.00   | 100.00 | 100.00    | 100.00             | 100.00                    | 100.00    | 100.00                    | 100.00                                   |  |
| 102.57   | 106.33                                   | 100.55                              | 100.52                 | 101.92   | 101.70   | 99.89  | 106.24    | 99.16              | 100.39                    | 100.82    | 102.75                    | 102.23                                   |  |
| 107.72   | 112.76                                   | 102.72                              | 103.61                 | 107.15   | 106.42   | 100.66 | 116.42    | 100.06             | 103.15                    | 102.42    | 110.76                    | 108.66                                   | 2022<br>2023<br>2024                         |
| 111.55   | 118.49                                   | 103.73                              | 110.62                 | 112.51   | 112.41   | 102.42 | 112.01    | 101.14             | 106.99                    | 104.67    | 117.77                    | 114.99                                   |  |
| 114.13   | 122.64                                   | 104.78                              | 114.34                 | 114.95   | 114.69   | 104.35 | 112.85    | 101.40             | 108.48                    | 106.64    | 121.67                    | 119.66                                   |  |
| 113.05   | 122.11                                   | 104.69                              | 113.59                 | 114.08   | 113.53   | 104.07 | 110.54    | 101.35             | 107.12                    | 105.75    | 119.69                    | 118.74                                   | 1. 2024<br>2<br>3                            |
| 113.64   | 123.40                                   | 104.59                              | 113.62                 | 114.56   | 113.71   | 104.10 | 112.22    | 101.35             | 108.19                    | 105.96    | 120.10                    | 118.70                                   |  |
| 113.90   | 123.82                                   | 104.63                              | 113.62                 | 114.66   | 114.61   | 104.28 | 112.61    | 101.35             | 107.87                    | 106.19    | 120.64                    | 118.94                                   |  |
| 113.89   | 122.26                                   | 105.01                              | 113.58                 | 114.39   | 114.49   | 104.32 | 113.62    | 101.35             | 108.32                    | 106.33    | 121.08                    | 119.59                                   | 4<br>5<br>6                                  |
| 114.01   | 121.39                                   | 104.55                              | 114.33                 | 114.54   | 114.25   | 104.59 | 114.40    | 101.42             | 108.80                    | 106.47    | 121.34                    | 119.46                                   |  |
| 113.76   | 120.22                                   | 104.66                              | 114.33                 | 114.75   | 114.12   | 104.31 | 112.55    | 101.43             | 108.68                    | 106.48    | 121.82                    | 120.00                                   |  |
| 114.16   | 121.42                                   | 104.90                              | 114.38                 | 113.64   | 115.26   | 104.24 | 114.74    | 101.42             | 109.38                    | 106.84    | 122.39                    | 120.09                                   | 7<br>8<br>9                                  |
| 114.51   | 122.66                                   | 104.75                              | 114.44                 | 114.44   | 115.27   | 104.37 | 114.83    | 101.43             | 109.32                    | 106.99    | 122.59                    | 119.64                                   |  |
| 114.65   | 124.75                                   | 104.68                              | 114.38                 | 115.89   | 114.82   | 104.49 | 112.41    | 101.42             | 108.86                    | 107.07    | 122.01                    | 119.38                                   |  |
| 114.68   | 124.61                                   | 104.91                              | 114.80                 | 116.08   | 115.33   | 104.40 | 111.11    | 101.43             | 108.63                    | 107.07    | 122.54                    | 120.52                                   | 10<br>11<br>12                               |
| 114.44   | 121.49                                   | 105.11                              | 115.47                 | 115.97   | 115.08   | 104.55 | 112.30    | 101.42             | 108.07                    | 107.16    | 122.83                    | 120.67                                   |  |
| 114.90   | 123.51                                   | 104.83                              | 115.48                 | 116.36   | 115.77   | 104.53 | 112.83    | 101.45             | 108.57                    | 107.31    | 123.04                    | 120.19                                   |  |
| 115.71   | 125.11                                   | 105.01                              | 115.46                 | 116.69   | 115.95   | 105.37 | 114.04    | 101.45             | 109.66                    | 107.78    | 123.45                    | 123.50                                   | 1. 2025                                      |

## 5. 지역별 소비자물가지수(계속) <sup>1)2)</sup>

### (지출목적별 분류)

2020=100

|                   |    | 강원                                       |                                     |                        |  |   |        |           |                    |                           |           |                           |  |        |
|-------------------|----|--|-------------------------------------|------------------------|--|---|--------|-----------|--------------------|---------------------------|-----------|---------------------------|--|--------|
|                   |    | 식료품 및<br>비주류음료                           | 주류및담배                               | 의류및신발                  | 주택, 수도,<br>전기 및 연료   | 가정용품 및<br>가사서비스   | 보건     | 교통        | 통신                 | 오락 및 문화                   | 교육        | 음식 및 숙박                   | 기타 상품<br>및 서비스                           |        |
|                   |    | Food &<br>non-<br>alcoholic<br>beverages | Alcoholic<br>beverages<br>& tobacco | Clothing &<br>footwear | Housing,<br>water,<br>electricity,<br>gas & other<br>fuels | Furnishings,<br>household<br>equipment and<br>routine<br>household<br>maintenance | Health | Transport | Communi-<br>cation | Recreation<br>and culture | Education | Restaurants<br>and hotels | Miscellane-<br>ous goods<br>and services |        |
| 가중치 <sup>3)</sup> |    | 1,000.0                                  | 156.3                               | 20.0                   | 47.4   | 149.1   | 49.6   | 93.3      | 128.2              | 50.4                      | 66.4      | 46.4                      | 141.9                                    | 51.0   |
| 2019              |    | 99.38                                    | 95.56                               | 99.74                  | 99.88  | 99.83   | 99.64  | 98.68     | 101.70             | 102.12                    | 100.73    | 102.85                    | 98.74                                    | 97.53  |
| 2020              |    | 100.00                                   | 100.00                              | 100.00                 | 100.00   | 100.00  | 100.00 | 100.00    | 100.00             | 100.00                    | 100.00    | 100.00                    | 100.00                                   | 100.00 |
| 2021              |    | 102.80                                   | 106.43                              | 100.19                 | 100.52   | 102.33  | 102.08 | 99.89     | 107.90             | 98.96                     | 100.41    | 99.72                     | 102.31                                   | 102.82 |
| 2022              |    | 108.98                                   | 113.45                              | 102.15                 | 103.67   | 111.27  | 107.49 | 100.79    | 121.16             | 99.92                     | 103.21    | 101.20                    | 110.25                                   | 109.28 |
| 2023              |    | 112.99                                   | 119.49                              | 103.00                 | 110.69   | 117.87  | 113.14 | 102.49    | 117.28             | 101.00                    | 107.22    | 103.36                    | 117.20                                   | 115.88 |
| 2024              |    | 115.64                                   | 123.72                              | 103.57                 | 114.37   | 120.56  | 115.37 | 104.43    | 118.51             | 101.25                    | 108.56    | 104.74                    | 121.17                                   | 120.66 |
| 2024.             | 1  | 114.51                                   | 122.85                              | 103.32                 | 113.61   | 119.61  | 114.23 | 104.17    | 116.02             | 101.21                    | 107.33    | 103.84                    | 119.23                                   | 119.77 |
|                   | 2  | 115.17                                   | 124.51                              | 103.33                 | 113.62   | 120.18  | 114.56 | 104.31    | 117.74             | 101.20                    | 108.37    | 104.32                    | 119.34                                   | 119.66 |
|                   | 3  | 115.53                                   | 125.27                              | 103.26                 | 113.64   | 120.34  | 115.13 | 104.23    | 118.15             | 101.20                    | 108.06    | 104.18                    | 120.53                                   | 120.06 |
| 4                 | 4  | 115.63                                   | 124.05                              | 103.73                 | 113.57   | 120.54  | 115.39 | 104.41    | 119.26             | 101.20                    | 108.66    | 104.74                    | 120.34                                   | 120.86 |
|                   | 5  | 115.67                                   | 123.33                              | 103.53                 | 114.31   | 120.60  | 115.15 | 104.54    | 120.03             | 101.27                    | 108.75    | 104.81                    | 120.51                                   | 120.49 |
|                   | 6  | 115.19                                   | 121.02                              | 103.54                 | 114.37   | 120.68  | 115.14 | 104.21    | 118.22             | 101.28                    | 108.74    | 104.83                    | 121.01                                   | 120.95 |
| 7                 | 7  | 115.48                                   | 122.34                              | 103.86                 | 114.45   | 118.32  | 116.03 | 104.47    | 119.88             | 101.27                    | 109.52    | 105.04                    | 121.60                                   | 121.14 |
|                   | 8  | 116.02                                   | 124.09                              | 103.68                 | 114.53   | 119.35  | 115.93 | 104.58    | 120.46             | 101.28                    | 109.36    | 105.15                    | 122.14                                   | 120.82 |
|                   | 9  | 116.19                                   | 125.83                              | 103.49                 | 114.53   | 121.58  | 115.54 | 104.61    | 118.21             | 101.27                    | 108.85    | 104.77                    | 121.70                                   | 120.41 |
| 10                | 10 | 116.14                                   | 125.38                              | 103.69                 | 114.83   | 121.72  | 115.87 | 104.52    | 116.80             | 101.28                    | 108.68    | 104.84                    | 122.47                                   | 121.25 |
|                   | 11 | 115.75                                   | 121.76                              | 103.86                 | 115.49   | 121.74  | 115.32 | 104.54    | 118.41             | 101.27                    | 107.86    | 104.91                    | 122.47                                   | 121.37 |
|                   | 12 | 116.36                                   | 124.23                              | 103.59                 | 115.50   | 122.05  | 116.18 | 104.56    | 118.95             | 101.30                    | 108.50    | 105.41                    | 122.69                                   | 121.09 |
| 2025.             | 1  | 117.31                                   | 126.77                              | 103.64                 | 115.66   | 122.57  | 116.35 | 105.52    | 120.24             | 101.30                    | 109.73    | 104.01                    | 122.88                                   | 124.62 |

|                   |    | 충남                                       |                                     |                        |  |   |        |           |                    |                           |           |                           |  |        |
|-------------------|----|--|-------------------------------------|------------------------|--|---|--------|-----------|--------------------|---------------------------|-----------|---------------------------|--|--------|
|                   |    | 식료품 및<br>비주류음료                           | 주류및담배                               | 의류및신발                  | 주택, 수도,<br>전기 및 연료   | 가정용품 및<br>가사서비스   | 보건     | 교통        | 통신                 | 오락 및 문화                   | 교육        | 음식 및 숙박                   | 기타 상품<br>및 서비스                           |        |
|                   |    | Food &<br>non-<br>alcoholic<br>beverages | Alcoholic<br>beverages<br>& tobacco | Clothing &<br>footwear | Housing,<br>water,<br>electricity,<br>gas & other<br>fuels | Furnishings,<br>household<br>equipment and<br>routine<br>household<br>maintenance | Health | Transport | Communi-<br>cation | Recreation<br>and culture | Education | Restaurants<br>and hotels | Miscellane-<br>ous goods<br>and services |        |
| 가중치 <sup>3)</sup> |    | 1,000.0                                  | 149.9                               | 17.0                   | 45.7   | 139.5   | 45.3   | 96.1      | 135.3              | 45.2                      | 65.7      | 62.7                      | 146.6                                    | 51.0   |
| 2019              |    | 99.34                                    | 95.19                               | 99.62                  | 99.55  | 99.54   | 99.68  | 98.69     | 101.78             | 102.10                    | 100.65    | 101.30                    | 99.14                                    | 98.13  |
| 2020              |    | 100.00                                   | 100.00                              | 100.00                 | 100.00   | 100.00  | 100.00 | 100.00    | 100.00             | 100.00                    | 100.00    | 100.00                    | 100.00                                   | 100.00 |
| 2021              |    | 102.77                                   | 105.79                              | 100.33                 | 100.54   | 102.23  | 101.67 | 99.59     | 107.32             | 99.15                     | 100.50    | 99.68                     | 102.50                                   | 102.16 |
| 2022              |    | 108.74                                   | 112.66                              | 102.71                 | 103.65   | 110.66  | 106.77 | 100.39    | 119.02             | 100.05                    | 103.44    | 100.06                    | 109.87                                   | 107.52 |
| 2023              |    | 112.35                                   | 118.58                              | 103.73                 | 110.71   | 117.76  | 112.34 | 101.96    | 113.92             | 100.89                    | 106.78    | 102.80                    | 116.23                                   | 112.30 |
| 2024              |    | 114.57                                   | 122.40                              | 104.75                 | 114.29   | 119.27  | 114.46 | 103.77    | 114.94             | 101.13                    | 108.49    | 101.97                    | 119.96                                   | 117.08 |
| 2024.             | 1  | 113.71                                   | 122.06                              | 104.35                 | 113.55   | 119.21  | 113.35 | 103.59    | 112.61             | 101.07                    | 107.28    | 101.08                    | 118.46                                   | 116.39 |
|                   | 2  | 114.30                                   | 123.96                              | 104.28                 | 113.54   | 119.25  | 113.45 | 103.76    | 114.28             | 101.07                    | 108.26    | 101.13                    | 118.63                                   | 116.02 |
|                   | 3  | 114.39                                   | 123.39                              | 104.65                 | 113.55   | 119.37  | 114.43 | 104.11    | 114.66             | 101.07                    | 107.84    | 101.46                    | 118.84                                   | 116.20 |
| 4                 | 4  | 114.36                                   | 121.64                              | 104.75                 | 113.49   | 119.09  | 114.51 | 103.96    | 115.92             | 101.07                    | 108.00    | 101.76                    | 119.07                                   | 117.05 |
|                   | 5  | 114.52                                   | 121.74                              | 104.67                 | 114.31   | 119.41  | 114.15 | 103.85    | 116.43             | 101.15                    | 108.29    | 101.81                    | 119.16                                   | 116.89 |
|                   | 6  | 114.12                                   | 119.88                              | 104.93                 | 114.33   | 119.27  | 113.97 | 103.71    | 114.80             | 101.16                    | 108.49    | 101.86                    | 119.58                                   | 117.40 |
| 7                 | 7  | 114.41                                   | 120.86                              | 105.25                 | 114.34   | 117.15  | 114.82 | 103.65    | 116.38             | 101.15                    | 109.05    | 102.16                    | 120.45                                   | 117.70 |
|                   | 8  | 114.95                                   | 123.09                              | 104.77                 | 114.40   | 118.10  | 114.94 | 103.64    | 116.58             | 101.16                    | 109.22    | 102.19                    | 121.02                                   | 117.23 |
|                   | 9  | 115.00                                   | 124.10                              | 104.71                 | 114.41   | 120.12  | 114.76 | 103.71    | 114.79             | 101.15                    | 108.71    | 102.21                    | 120.39                                   | 116.77 |
| 10                | 10 | 114.98                                   | 123.95                              | 104.82                 | 114.78   | 119.99  | 115.03 | 103.70    | 113.18             | 101.16                    | 108.88    | 102.23                    | 121.20                                   | 117.73 |
|                   | 11 | 114.74                                   | 120.57                              | 104.99                 | 115.37   | 120.12  | 114.70 | 103.76    | 114.59             | 101.15                    | 108.49    | 102.87                    | 121.26                                   | 118.01 |
|                   | 12 | 115.35                                   | 123.58                              | 104.78                 | 115.37   | 120.19  | 115.36 | 103.78    | 115.06             | 101.18                    | 109.40    | 102.88                    | 121.48                                   | 117.55 |
| 2025.             | 1  | 116.15                                   | 124.76                              | 104.81                 | 115.35   | 120.49  | 115.51 | 104.59    | 116.44             | 101.18                    | 109.87    | 103.16                    | 122.22                                   | 120.77 |

# 5. CPI by Regions (Cont'd) <sup>1)2)</sup> (By Expenditure Category)

2020=100

| 충 북      |  |                                     |                        |  |   |        |           |                    |                           |           |                           |  |  |
|----------|--|-------------------------------------|------------------------|--|---|--------|-----------|--------------------|---------------------------|-----------|---------------------------|--|--|
|          | 식료품 및<br>비주류음료                           | 주류및담배                               | 의류및신발                  | 주택, 수도,<br>전기 및 연료   | 가정용품 및<br>가사서비스   | 보건     | 교통        | 통신                 | 오락 및 문화                   | 교육        | 음식 및 숙박                   | 기타 상품<br>및 서비스                           |  |
| Chungbuk | Food &<br>non-<br>alcoholic<br>beverages | Alcoholic<br>beverages<br>& tobacco | Clothing &<br>footwear | Housing,<br>water,<br>electricity,<br>gas & other<br>fuels | Furnishings,<br>household<br>equipment and<br>routine<br>household<br>maintenance | Health | Transport | Communi-<br>cation | Recreation<br>and culture | Education | Restaurants<br>and hotels | Miscellane-<br>ous goods<br>and services |  |
| 1,000.0  | 143.8                                    | 17.1                                | 48.6                   | 159.7  | 47.8  | 87.7   | 124.5     | 49.7               | 54.0                      | 60.8      | 150.1                     | 56.2                                     | Weight <sup>3)</sup><br>2019<br>2020<br>2021 |
| 99.49    | 96.06                                    | 99.74                               | 99.11                  | 99.51  | 100.45  | 98.71  | 101.82    | 102.18             | 100.83                    | 102.00    | 98.90                     | 98.06                                    |  |
| 100.00   | 100.00                                   | 100.00                              | 100.00                 | 100.00   | 100.00  | 100.00 | 100.00    | 100.00             | 100.00                    | 100.00    | 100.00                    | 100.00                                   |  |
| 102.69   | 105.91                                   | 100.23                              | 100.53                 | 102.14   | 102.20  | 100.22 | 106.07    | 99.38              | 100.31                    | 100.99    | 102.50                    | 102.03                                   |  |
| 108.52   | 112.28                                   | 101.98                              | 103.68                 | 109.78   | 108.25  | 101.29 | 116.86    | 100.22             | 102.81                    | 102.72    | 109.97                    | 108.16                                   | 2022<br>2023<br>2024                         |
| 112.39   | 118.15                                   | 102.77                              | 110.59                 | 116.50   | 113.70  | 102.90 | 112.23    | 101.13             | 106.44                    | 106.49    | 116.06                    | 114.35                                   |  |
| 114.83   | 122.46                                   | 103.66                              | 114.37                 | 118.08   | 115.78  | 105.06 | 113.10    | 101.38             | 108.24                    | 108.14    | 119.19                    | 119.59                                   |  |
| 113.76   | 121.21                                   | 103.56                              | 113.73                 | 117.25   | 114.61  | 104.63 | 110.83    | 101.32             | 106.91                    | 107.45    | 117.76                    | 118.95                                   | 1. 2024<br>2<br>3                            |
| 114.49   | 123.40                                   | 103.16                              | 113.73                 | 118.00   | 114.72  | 104.58 | 112.44    | 101.32             | 107.87                    | 107.48    | 118.37                    | 118.54                                   |  |
| 114.67   | 123.55                                   | 103.64                              | 113.69                 | 117.80   | 115.64  | 105.09 | 113.01    | 101.32             | 107.76                    | 107.61    | 118.46                    | 118.95                                   |  |
| 114.71   | 121.77                                   | 103.81                              | 113.66                 | 118.01   | 115.69  | 105.26 | 114.07    | 101.32             | 108.11                    | 107.99    | 118.54                    | 119.65                                   | 4<br>5<br>6                                  |
| 114.86   | 121.55                                   | 103.77                              | 114.31                 | 118.18   | 115.22  | 105.36 | 114.70    | 101.41             | 108.41                    | 108.07    | 118.93                    | 119.30                                   |  |
| 114.62   | 120.61                                   | 103.88                              | 114.31                 | 118.37   | 115.64  | 105.00 | 112.80    | 101.41             | 108.57                    | 108.07    | 119.23                    | 120.01                                   |  |
| 114.64   | 120.46                                   | 103.85                              | 114.37                 | 116.47   | 116.52  | 105.03 | 114.51    | 101.41             | 109.02                    | 108.29    | 119.57                    | 120.10                                   | 7<br>8<br>9                                  |
| 115.21   | 123.30                                   | 103.74                              | 114.42                 | 117.19   | 116.36  | 105.17 | 114.52    | 101.41             | 108.77                    | 108.42    | 120.14                    | 119.55                                   |  |
| 115.41   | 125.76                                   | 103.52                              | 114.43                 | 118.77   | 116.08  | 105.19 | 112.56    | 101.41             | 108.38                    | 108.46    | 119.38                    | 119.36                                   |  |
| 115.22   | 124.24                                   | 103.72                              | 114.78                 | 119.03   | 116.34  | 105.00 | 111.18    | 101.41             | 108.43                    | 108.46    | 119.78                    | 120.40                                   | 10<br>11<br>12                               |
| 114.88   | 120.72                                   | 103.85                              | 115.41                 | 118.82   | 115.69  | 105.13 | 112.50    | 101.41             | 108.28                    | 108.54    | 119.91                    | 120.41                                   |  |
| 115.50   | 122.96                                   | 103.44                              | 115.54                 | 119.10   | 116.79  | 105.22 | 114.04    | 101.43             | 108.31                    | 108.79    | 120.22                    | 119.87                                   |  |
| 116.37   | 124.61                                   | 103.60                              | 115.51                 | 119.40   | 117.27  | 106.07 | 115.53    | 101.43             | 109.06                    | 108.95    | 120.47                    | 123.69                                   | 1. 2025                                      |

| 전 북     |  |                                     |                        |  |   |        |           |                    |                           |           |                           |  |  |
|---------|--|-------------------------------------|------------------------|--|---|--------|-----------|--------------------|---------------------------|-----------|---------------------------|--|--|
|         | 식료품 및<br>비주류음료                           | 주류및담배                               | 의류및신발                  | 주택, 수도,<br>전기 및 연료   | 가정용품 및<br>가사서비스   | 보건     | 교통        | 통신                 | 오락 및 문화                   | 교육        | 음식 및 숙박                   | 기타 상품<br>및 서비스                           |  |
| Jeonbuk | Food &<br>non-<br>alcoholic<br>beverages | Alcoholic<br>beverages<br>& tobacco | Clothing &<br>footwear | Housing,<br>water,<br>electricity,<br>gas & other<br>fuels | Furnishings,<br>household<br>equipment and<br>routine<br>household<br>maintenance | Health | Transport | Communi-<br>cation | Recreation<br>and culture | Education | Restaurants<br>and hotels | Miscellane-<br>ous goods<br>and services |  |
| 1,000.0 | 159.6                                    | 13.3                                | 50.6                   | 146.5  | 52.4  | 104.8  | 132.9     | 49.1               | 47.7                      | 58.8      | 134.7                     | 49.6                                     | Weight <sup>3)</sup><br>2019<br>2020<br>2021 |
| 99.47   | 95.17                                    | 99.87                               | 99.40                  | 99.75  | 100.43  | 98.42  | 103.10    | 102.16             | 100.64                    | 102.56    | 98.80                     | 98.22                                    |  |
| 100.00  | 100.00                                   | 100.00                              | 100.00                 | 100.00   | 100.00  | 100.00 | 100.00    | 100.00             | 100.00                    | 100.00    | 100.00                    | 100.00                                   |  |
| 102.59  | 105.66                                   | 99.99                               | 100.56                 | 101.20   | 101.80  | 99.94  | 106.78    | 98.76              | 100.47                    | 100.78    | 102.66                    | 102.06                                   |  |
| 108.06  | 111.27                                   | 101.56                              | 103.84                 | 108.59   | 106.47  | 100.76 | 117.38    | 99.78              | 104.00                    | 101.90    | 110.25                    | 108.01                                   | 2022<br>2023<br>2024                         |
| 111.62  | 118.41                                   | 102.07                              | 110.78                 | 114.95   | 111.69  | 102.43 | 112.42    | 100.70             | 107.42                    | 102.77    | 116.16                    | 113.03                                   |  |
| 114.24  | 123.26                                   | 102.77                              | 114.50                 | 116.62   | 113.65  | 104.23 | 113.56    | 100.95             | 108.93                    | 104.44    | 120.36                    | 117.46                                   |  |
| 113.20  | 122.59                                   | 102.57                              | 113.75                 | 116.08   | 112.63  | 103.94 | 111.22    | 100.88             | 107.87                    | 103.25    | 118.23                    | 116.85                                   | 1. 2024<br>2<br>3                            |
| 113.82  | 124.44                                   | 102.44                              | 113.75                 | 116.26   | 112.89  | 104.06 | 113.03    | 100.88             | 108.54                    | 103.38    | 118.46                    | 116.60                                   |  |
| 114.06  | 124.46                                   | 102.61                              | 113.80                 | 116.56   | 113.51  | 104.24 | 113.41    | 100.88             | 108.32                    | 103.89    | 119.11                    | 116.43                                   |  |
| 114.10  | 122.78                                   | 102.94                              | 113.76                 | 116.58   | 113.66  | 104.17 | 114.55    | 100.88             | 108.73                    | 104.23    | 119.56                    | 117.27                                   | 4<br>5<br>6                                  |
| 114.16  | 121.99                                   | 102.89                              | 114.44                 | 116.57   | 113.37  | 104.64 | 115.06    | 100.97             | 109.10                    | 104.41    | 119.81                    | 117.07                                   |  |
| 113.87  | 120.95                                   | 102.80                              | 114.47                 | 116.72   | 113.60  | 104.33 | 113.37    | 100.98             | 109.14                    | 104.41    | 120.20                    | 117.52                                   |  |
| 114.11  | 121.96                                   | 102.78                              | 114.53                 | 114.53   | 114.19  | 104.17 | 115.29    | 100.97             | 109.55                    | 104.65    | 120.89                    | 117.96                                   | 7<br>8<br>9                                  |
| 114.43  | 122.98                                   | 102.78                              | 114.58                 | 115.37   | 114.08  | 104.20 | 115.20    | 100.98             | 109.31                    | 104.79    | 121.32                    | 117.92                                   |  |
| 114.71  | 124.95                                   | 102.65                              | 114.65                 | 117.53   | 113.82  | 104.23 | 113.05    | 100.97             | 109.16                    | 104.86    | 121.01                    | 117.40                                   |  |
| 114.80  | 125.41                                   | 102.91                              | 115.00                 | 117.65   | 113.89  | 104.11 | 111.81    | 100.98             | 109.14                    | 104.92    | 121.71                    | 118.28                                   | 10<br>11<br>12                               |
| 114.54  | 122.19                                   | 102.98                              | 115.65                 | 117.72   | 113.70  | 104.31 | 113.04    | 100.97             | 108.92                    | 105.16    | 121.92                    | 118.32                                   |  |
| 115.07  | 124.43                                   | 102.94                              | 115.65                 | 117.89   | 114.42  | 104.39 | 113.73    | 101.00             | 109.36                    | 105.29    | 122.09                    | 117.89                                   |  |
| 115.94  | 126.20                                   | 102.85                              | 115.66                 | 117.95   | 114.74  | 105.14 | 115.06    | 101.00             | 109.99                    | 105.74    | 122.74                    | 121.41                                   | 1. 2025                                      |



## 5. 지역별 소비자물가지수(계속) <sup>1)2)</sup>

### (지출목적별 분류)

2020=100

|                   |    | 전 남                                      |                                     |                        |  |   |        |           |                    |                           |           |                           |  |        |
|-------------------|----|--|-------------------------------------|------------------------|--|---|--------|-----------|--------------------|---------------------------|-----------|---------------------------|--|--------|
|                   |    | 식료품 및<br>비주류음료                           | 주류및담배                               | 의류및신발                  | 주택, 수도,<br>전기 및 연료   | 가정용품 및<br>가사서비스   | 보건     | 교통        | 통신                 | 오락 및 문화                   | 교육        | 음식 및 숙박                   | 기타 상품<br>및 서비스                           |        |
|                   |    | Food &<br>non-<br>alcoholic<br>beverages | Alcoholic<br>beverages<br>& tobacco | Clothing &<br>footwear | Housing,<br>water,<br>electricity,<br>gas & other<br>fuels | Furnishings,<br>household<br>equipment and<br>routine<br>household<br>maintenance | Health | Transport | Communi-<br>cation | Recreation<br>and culture | Education | Restaurants<br>and hotels | Miscellane-<br>ous goods<br>and services |        |
| 가중치 <sup>3)</sup> |    | 1,000.0                                  | 179.7                               | 18.3                   | 53.4   | 131.4   | 45.2   | 95.0      | 126.6              | 50.9                      | 56.1      | 51.0                      | 135.1                                    | 57.3   |
| 2019              |    | 99.30                                    | 95.06                               | 99.85                  | 99.91  | 100.02  | 99.70  | 98.74     | 102.02             | 102.16                    | 101.01    | 103.57                    | 98.38                                    | 98.01  |
| 2020              |    | 100.00                                   | 100.00                              | 100.00                 | 100.00   | 100.00  | 100.00 | 100.00    | 100.00             | 100.00                    | 100.00    | 100.00                    | 100.00                                   | 100.00 |
| 2021              |    | 102.62                                   | 105.06                              | 100.07                 | 100.67   | 101.89  | 101.73 | 99.85     | 107.46             | 98.85                     | 100.73    | 100.45                    | 102.65                                   | 101.89 |
| 2022              |    | 108.43                                   | 110.82                              | 102.36                 | 104.07   | 110.83  | 106.15 | 100.63    | 119.22             | 99.85                     | 103.77    | 101.68                    | 110.56                                   | 108.29 |
| 2023              |    | 112.21                                   | 117.70                              | 103.50                 | 111.09   | 117.80  | 111.29 | 102.21    | 113.05             | 100.84                    | 108.14    | 104.77                    | 116.04                                   | 114.64 |
| 2024              |    | 115.03                                   | 123.13                              | 104.40                 | 114.81   | 119.63  | 113.29 | 104.06    | 114.10             | 101.09                    | 109.91    | 106.21                    | 119.79                                   | 120.16 |
| 2024.             | 1  | 113.98                                   | 122.04                              | 104.43                 | 114.02   | 119.45  | 112.24 | 103.78    | 111.55             | 101.03                    | 108.86    | 105.64                    | 117.88                                   | 118.92 |
|                   | 2  | 114.60                                   | 124.05                              | 104.52                 | 114.03   | 119.49  | 112.55 | 103.87    | 112.85             | 101.03                    | 109.46    | 105.54                    | 118.31                                   | 118.80 |
|                   | 3  | 114.92                                   | 124.87                              | 104.59                 | 114.07   | 119.92  | 112.85 | 103.88    | 113.64             | 101.03                    | 109.19    | 105.66                    | 118.37                                   | 118.98 |
| 4                 | 4  | 115.01                                   | 123.69                              | 104.80                 | 114.07   | 119.64  | 113.07 | 104.03    | 114.81             | 101.03                    | 109.74    | 105.95                    | 118.84                                   | 120.12 |
|                   | 5  | 115.08                                   | 122.63                              | 104.17                 | 114.77   | 119.68  | 112.98 | 104.21    | 115.82             | 101.12                    | 109.72    | 106.11                    | 119.48                                   | 120.07 |
|                   | 6  | 114.68                                   | 121.00                              | 104.22                 | 114.78   | 119.86  | 112.84 | 103.87    | 114.06             | 101.12                    | 110.07    | 106.10                    | 119.85                                   | 120.60 |
| 7                 | 7  | 114.92                                   | 121.82                              | 104.44                 | 114.85   | 117.36  | 114.00 | 103.91    | 116.00             | 101.12                    | 110.58    | 106.32                    | 120.42                                   | 120.75 |
|                   | 8  | 115.34                                   | 123.06                              | 104.25                 | 114.90   | 118.34  | 114.09 | 104.04    | 116.18             | 101.12                    | 110.41    | 106.45                    | 120.98                                   | 120.27 |
|                   | 9  | 115.63                                   | 125.52                              | 104.19                 | 114.90   | 120.44  | 113.54 | 104.25    | 113.78             | 101.12                    | 110.17    | 106.53                    | 120.29                                   | 119.82 |
| 10                | 10 | 115.64                                   | 125.20                              | 104.38                 | 115.24   | 120.48  | 113.79 | 104.23    | 112.51             | 101.12                    | 110.26    | 106.69                    | 120.87                                   | 121.24 |
|                   | 11 | 115.03                                   | 120.78                              | 104.53                 | 116.02   | 120.36  | 113.39 | 104.28    | 113.57             | 101.12                    | 110.18    | 106.75                    | 120.98                                   | 121.41 |
|                   | 12 | 115.58                                   | 122.95                              | 104.30                 | 116.02   | 120.58  | 114.17 | 104.35    | 114.43             | 101.14                    | 110.29    | 106.75                    | 121.15                                   | 120.97 |
| 2025.             | 1  | 116.62                                   | 124.91                              | 104.27                 | 115.94   | 121.10  | 114.60 | 105.14    | 116.25             | 101.14                    | 110.67    | 107.03                    | 121.60                                   | 124.92 |

|                   |    | 경 남                                      |                                     |                        |  |   |        |           |                    |                           |           |                           |  |        |
|-------------------|----|--|-------------------------------------|------------------------|--|---|--------|-----------|--------------------|---------------------------|-----------|---------------------------|--|--------|
|                   |    | 식료품 및<br>비주류음료                           | 주류및담배                               | 의류및신발                  | 주택, 수도,<br>전기 및 연료   | 가정용품 및<br>가사서비스   | 보건     | 교통        | 통신                 | 오락 및 문화                   | 교육        | 음식 및 숙박                   | 기타 상품<br>및 서비스                           |        |
|                   |    | Food &<br>non-<br>alcoholic<br>beverages | Alcoholic<br>beverages<br>& tobacco | Clothing &<br>footwear | Housing,<br>water,<br>electricity,<br>gas & other<br>fuels | Furnishings,<br>household<br>equipment and<br>routine<br>household<br>maintenance | Health | Transport | Communi-<br>cation | Recreation<br>and culture | Education | Restaurants<br>and hotels | Miscellane-<br>ous goods<br>and services |        |
| 가중치 <sup>3)</sup> |    | 1,000.0                                  | 156.6                               | 17.5                   | 48.2   | 129.6   | 47.8   | 95.1      | 121.4              | 48.7                      | 59.7      | 64.7                      | 152.4                                    | 58.3   |
| 2019              |    | 99.39                                    | 95.74                               | 99.50                  | 99.45  | 100.41  | 100.01 | 98.68     | 101.67             | 102.04                    | 100.52    | 102.59                    | 98.76                                    | 97.69  |
| 2020              |    | 100.00                                   | 100.00                              | 100.00                 | 100.00   | 100.00  | 100.00 | 100.00    | 100.00             | 100.00                    | 100.00    | 100.00                    | 100.00                                   | 100.00 |
| 2021              |    | 102.53                                   | 105.15                              | 100.27                 | 100.50   | 101.34  | 102.21 | 100.02    | 107.25             | 98.77                     | 100.63    | 100.76                    | 102.87                                   | 101.91 |
| 2022              |    | 107.98                                   | 111.08                              | 102.49                 | 103.71   | 108.27  | 107.42 | 100.92    | 119.00             | 99.79                     | 103.12    | 101.35                    | 110.50                                   | 108.17 |
| 2023              |    | 111.76                                   | 117.63                              | 103.48                 | 110.58   | 114.89  | 113.10 | 102.71    | 114.17             | 100.87                    | 106.02    | 103.04                    | 116.53                                   | 114.77 |
| 2024              |    | 114.25                                   | 122.25                              | 104.23                 | 114.21   | 116.69  | 115.32 | 104.38    | 115.30             | 101.13                    | 107.40    | 104.06                    | 120.41                                   | 118.48 |
| 2024.             | 1  | 113.32                                   | 121.57                              | 104.22                 | 113.52   | 115.73  | 114.24 | 104.18    | 112.75             | 101.09                    | 106.48    | 103.29                    | 119.06                                   | 118.38 |
|                   | 2  | 114.10                                   | 124.14                              | 103.98                 | 113.52   | 116.87  | 114.23 | 104.18    | 114.50             | 101.08                    | 107.24    | 103.30                    | 119.23                                   | 118.00 |
|                   | 3  | 114.19                                   | 123.81                              | 104.04                 | 113.55   | 116.73  | 115.28 | 104.37    | 115.08             | 101.08                    | 107.12    | 103.40                    | 119.56                                   | 117.65 |
| 4                 | 4  | 113.94                                   | 121.27                              | 104.31                 | 113.49   | 116.18  | 115.21 | 104.28    | 116.12             | 101.08                    | 107.32    | 103.74                    | 119.76                                   | 118.24 |
|                   | 5  | 114.07                                   | 120.71                              | 104.22                 | 114.21   | 116.61  | 115.11 | 104.60    | 116.88             | 101.15                    | 107.46    | 103.88                    | 119.72                                   | 118.35 |
|                   | 6  | 113.86                                   | 119.89                              | 104.20                 | 114.21   | 116.99  | 114.59 | 104.27    | 115.16             | 101.16                    | 107.43    | 103.88                    | 120.25                                   | 118.84 |
| 7                 | 7  | 114.04                                   | 120.64                              | 104.40                 | 114.26   | 114.56  | 116.13 | 104.30    | 116.96             | 101.15                    | 107.97    | 104.24                    | 120.49                                   | 118.96 |
|                   | 8  | 114.51                                   | 122.18                              | 104.25                 | 114.31   | 115.72  | 116.00 | 104.37    | 117.05             | 101.16                    | 107.89    | 104.50                    | 121.14                                   | 118.29 |
|                   | 9  | 114.74                                   | 124.45                              | 104.15                 | 114.31   | 117.32  | 115.39 | 104.43    | 115.08             | 101.15                    | 107.42    | 104.60                    | 120.80                                   | 118.12 |
| 10                | 10 | 114.74                                   | 123.98                              | 104.31                 | 114.64   | 117.55  | 115.99 | 104.44    | 113.58             | 101.16                    | 107.57    | 104.60                    | 121.49                                   | 119.09 |
|                   | 11 | 114.53                                   | 121.11                              | 104.41                 | 115.26   | 118.10  | 115.37 | 104.59    | 114.92             | 101.15                    | 107.15    | 104.60                    | 121.54                                   | 119.13 |
|                   | 12 | 115.00                                   | 123.25                              | 104.21                 | 115.26   | 117.92  | 116.28 | 104.58    | 115.56             | 101.18                    | 107.70    | 104.64                    | 121.83                                   | 118.74 |
| 2025.             | 1  | 115.78                                   | 124.29                              | 104.22                 | 115.32   | 118.03  | 116.79 | 105.41    | 116.82             | 101.18                    | 108.68    | 105.14                    | 122.28                                   | 122.00 |

## 5. CPI by Regions (Cont'd) <sup>1)2)</sup>

### (By Expenditure Category)

2020=100

| 경북      | 식료품 및<br>비주류음료                           | 주류및담배                               | 의류및신발                  | 주택, 수도,<br>전기 및 연료   | 가정용품 및<br>가사서비스   | 보건     | 교통        | 통신                 | 오락 및 문화                   | 교육        | 음식 및 숙박                   | 기타 상품<br>및 서비스                           |                             |
|---------|--|-------------------------------------|------------------------|--|---|--------|-----------|--------------------|---------------------------|-----------|---------------------------|--|-----------------------------|
|         | Food &<br>non-<br>alcoholic<br>beverages | Alcoholic<br>beverages<br>& tobacco | Clothing &<br>footwear | Housing,<br>water,<br>electricity,<br>gas & other<br>fuels | Furnishings,<br>household<br>equipment and<br>routine<br>household<br>maintenance | Health | Transport | Communi-<br>cation | Recreation<br>and culture | Education | Restaurants<br>and hotels | Miscellane-<br>ous goods<br>and services |                             |
|         | Gyeongbuk                                |                                     |                        |  |   |        |           |                    |                           |           |                           |  |                             |
| 1,000.0 | 159.6                                    | 17.7                                | 49.3                   | 133.5  | 52.2  | 95.5   | 127.1     | 49.5               | 56.8                      | 57.5      | 144.0                     | 57.3                                     | <b>Weight</b> <sup>3)</sup> |
| 99.88   | 96.09                                    | 99.69                               | 99.11                  | 100.07   | 100.14  | 98.84  | 103.29    | 102.15             | 100.94                    | 102.62    | 99.36                     | 98.96                                    |                             |
| 100.00  | 100.00                                   | 100.00                              | 100.00                 | 100.00   | 100.00  | 100.00 | 100.00    | 100.00             | 100.00                    | 100.00    | 100.00                    | 100.00                                   |                             |
| 102.74  | 105.65                                   | 100.11                              | 100.52                 | 101.48   | 101.95  | 100.12 | 108.42    | 99.26              | 100.48                    | 100.09    | 102.92                    | 101.52                                   |                             |
| 108.74  | 112.40                                   | 102.16                              | 103.78                 | 109.84   | 107.02  | 101.05 | 121.70    | 100.13             | 103.68                    | 100.91    | 110.89                    | 107.24                                   | 2022                        |
| 112.39  | 118.56                                   | 103.13                              | 110.84                 | 116.42   | 112.99  | 102.52 | 115.54    | 101.10             | 107.68                    | 102.29    | 117.47                    | 113.73                                   | 2023                        |
| 114.88  | 122.56                                   | 104.13                              | 114.61                 | 117.88   | 115.34  | 104.53 | 116.69    | 101.35             | 109.18                    | 104.22    | 121.02                    | 118.55                                   | 2024                        |
| 113.80  | 121.96                                   | 104.09                              | 113.85                 | 117.64   | 113.91  | 104.11 | 113.82    | 101.29             | 107.78                    | 102.51    | 119.34                    | 117.88                                   | 1. 2024                     |
| 114.49  | 123.85                                   | 103.93                              | 113.84                 | 117.87   | 114.41  | 104.29 | 115.86    | 101.29             | 108.94                    | 102.61    | 119.60                    | 117.59                                   | 2                           |
| 114.83  | 124.23                                   | 103.84                              | 113.84                 | 118.00   | 115.22  | 104.46 | 116.59    | 101.29             | 108.51                    | 103.81    | 119.99                    | 117.86                                   | 3                           |
| 114.83  | 122.35                                   | 104.14                              | 113.79                 | 117.96   | 115.15  | 104.51 | 117.80    | 101.29             | 109.08                    | 104.12    | 120.38                    | 118.53                                   | 4                           |
| 114.99  | 121.73                                   | 104.07                              | 114.60                 | 118.15   | 115.00  | 104.74 | 118.51    | 101.38             | 109.56                    | 104.23    | 120.77                    | 118.58                                   | 5                           |
| 114.56  | 120.46                                   | 104.24                              | 114.62                 | 118.12   | 114.78  | 104.47 | 116.36    | 101.38             | 109.30                    | 104.23    | 121.08                    | 118.93                                   | 6                           |
| 114.76  | 120.65                                   | 104.25                              | 114.69                 | 115.91   | 115.72  | 104.50 | 118.54    | 101.38             | 110.02                    | 104.57    | 121.73                    | 119.07                                   | 7                           |
| 115.18  | 122.07                                   | 104.23                              | 114.75                 | 116.66   | 115.87  | 104.71 | 118.62    | 101.38             | 110.16                    | 104.91    | 122.13                    | 118.48                                   | 8                           |
| 115.28  | 124.10                                   | 104.07                              | 114.76                 | 118.62   | 115.45  | 104.72 | 116.17    | 101.38             | 109.52                    | 104.96    | 121.29                    | 118.24                                   | 9                           |
| 115.33  | 124.52                                   | 104.26                              | 115.06                 | 118.63   | 116.11  | 104.56 | 114.55    | 101.38             | 109.46                    | 104.96    | 121.85                    | 119.24                                   | 10                          |
| 115.06  | 121.79                                   | 104.28                              | 115.77                 | 118.45   | 115.96  | 104.61 | 116.28    | 101.38             | 108.61                    | 104.72    | 121.88                    | 119.26                                   | 11                          |
| 115.46  | 122.97                                   | 104.13                              | 115.79                 | 118.59   | 116.49  | 104.65 | 117.15    | 101.40             | 109.16                    | 104.99    | 122.15                    | 118.92                                   | 12                          |
| 116.36  | 124.13                                   | 104.04                              | 115.71                 | 118.81   | 116.98  | 105.57 | 118.81    | 101.40             | 110.33                    | 105.53    | 122.81                    | 122.29                                   | 1. 2025                     |

| 제주      | 식료품 및<br>주류음료                            | 주류및담배                               | 의류및신발                  | 주택, 수도,<br>전기 및 연료   | 가정용품 및<br>가사서비스   | 보건     | 교통        | 통신                 | 오락 및 문화                   | 교육        | 음식 및 숙박                   | 기타 상품<br>및 서비스                           |                             |
|---------|--|-------------------------------------|------------------------|--|---|--------|-----------|--------------------|---------------------------|-----------|---------------------------|--|-----------------------------|
|         | Food &<br>non-<br>alcoholic<br>beverages | Alcoholic<br>beverages<br>& tobacco | Clothing &<br>footwear | Housing,<br>water,<br>electricity,<br>gas & other<br>fuels | Furnishings,<br>household<br>equipment and<br>routine<br>household<br>maintenance | Health | Transport | Communi-<br>cation | Recreation<br>and culture | Education | Restaurants<br>and hotels | Miscellane-<br>ous goods<br>and services |                             |
|         | Jeju                                     |                                     |                        |  |   |        |           |                    |                           |           |                           |  |                             |
| 1,000.0 | 147.5                                    | 18.8                                | 46.1                   | 170.4  | 53.8  | 70.0   | 109.3     | 48.0               | 59.2                      | 72.9      | 149.4                     | 54.6                                     | <b>Weight</b> <sup>3)</sup> |
| 99.57   | 96.68                                    | 99.80                               | 100.21                 | 100.77   | 99.92   | 98.22  | 101.98    | 102.09             | 100.32                    | 100.18    | 98.83                     | 98.12                                    |                             |
| 100.00  | 100.00                                   | 100.00                              | 100.00                 | 100.00   | 100.00  | 100.00 | 100.00    | 100.00             | 100.00                    | 100.00    | 100.00                    | 100.00                                   |                             |
| 102.63  | 105.99                                   | 99.95                               | 100.46                 | 102.02   | 102.33  | 100.40 | 105.77    | 98.76              | 100.41                    | 99.36     | 102.96                    | 102.54                                   |                             |
| 108.71  | 112.66                                   | 101.34                              | 103.68                 | 108.86   | 107.50  | 101.02 | 119.55    | 99.78              | 103.51                    | 99.91     | 110.85                    | 109.33                                   | 2022                        |
| 111.95  | 118.60                                   | 102.16                              | 110.83                 | 112.07   | 112.46  | 102.69 | 114.16    | 100.84             | 106.97                    | 100.80    | 116.95                    | 116.59                                   | 2023                        |
| 113.97  | 122.34                                   | 103.11                              | 114.43                 | 113.11   | 114.30  | 104.86 | 114.84    | 101.09             | 108.28                    | 101.53    | 119.42                    | 121.64                                   | 2024                        |
| 113.08  | 121.31                                   | 102.82                              | 113.71                 | 112.81   | 113.43  | 104.48 | 112.08    | 101.04             | 106.82                    | 100.83    | 118.59                    | 121.12                                   | 1. 2024                     |
| 113.77  | 123.01                                   | 102.62                              | 113.72                 | 113.02   | 113.92  | 104.60 | 115.38    | 101.04             | 107.86                    | 100.85    | 118.62                    | 120.74                                   | 2                           |
| 113.84  | 122.96                                   | 102.74                              | 113.72                 | 113.16   | 114.35  | 104.91 | 114.89    | 101.04             | 107.94                    | 100.87    | 118.84                    | 120.97                                   | 3                           |
| 114.08  | 122.56                                   | 103.14                              | 113.69                 | 113.27   | 114.28  | 104.81 | 116.58    | 101.04             | 108.06                    | 101.17    | 119.09                    | 121.70                                   | 4                           |
| 114.03  | 122.02                                   | 103.03                              | 114.37                 | 113.37   | 114.05  | 105.04 | 115.95    | 101.11             | 108.53                    | 101.42    | 119.11                    | 121.56                                   | 5                           |
| 113.73  | 120.48                                   | 103.14                              | 114.37                 | 113.29   | 113.87  | 104.57 | 114.28    | 101.12             | 108.54                    | 101.63    | 119.77                    | 121.99                                   | 6                           |
| 113.99  | 120.66                                   | 103.32                              | 114.53                 | 111.88   | 114.32  | 104.78 | 117.03    | 101.11             | 109.03                    | 101.86    | 120.42                    | 122.09                                   | 7                           |
| 114.25  | 122.48                                   | 103.20                              | 114.59                 | 112.06   | 114.63  | 104.90 | 117.53    | 101.12             | 108.74                    | 101.98    | 120.04                    | 121.39                                   | 8                           |
| 114.09  | 123.64                                   | 103.04                              | 114.59                 | 113.37   | 114.52  | 105.12 | 113.56    | 101.11             | 108.57                    | 102.02    | 119.09                    | 121.07                                   | 9                           |
| 114.34  | 125.04                                   | 103.41                              | 114.93                 | 113.31   | 114.90  | 105.04 | 112.27    | 101.12             | 108.50                    | 102.02    | 119.64                    | 122.43                                   | 10                          |
| 114.11  | 121.68                                   | 103.52                              | 115.51                 | 113.59   | 114.42  | 105.09 | 113.98    | 101.11             | 108.35                    | 102.03    | 119.82                    | 122.58                                   | 11                          |
| 114.37  | 122.27                                   | 103.32                              | 115.48                 | 114.23   | 114.87  | 105.02 | 114.60    | 101.14             | 108.47                    | 101.73    | 120.06                    | 121.99                                   | 12                          |
| 115.17  | 123.65                                   | 103.24                              | 115.46                 | 114.46   | 115.52  | 106.01 | 115.79    | 101.14             | 109.22                    | 101.84    | 120.57                    | 125.85                                   | 1. 2025                     |

## 6. 생산자물가지수 <sup>1)</sup>

※ 생산자물가지수는 국내생산자가 국내시장에 공급하는 상품 및 서비스의 가격변동을 측정하는 통계로서 경기동향 판단지표, GDP 디플레이터 등으로 이용된다. 지수작성에 이용되는 가격은 기초가격을 원칙으로 하고 있고, 조사대상 품목수는 2024년 기준 884개이다.

2020=100

|                   | 총 지 수     | 농림수산물                                    |                           |                           |                        |                     |
|-------------------|-----------|--|---------------------------|---------------------------|------------------------|---------------------|
|                   | All items | Agricultural, forestry & marine products | 농산물<br>Agricultural foods | 축산물<br>Livestock products | 임산물<br>Forest products | 수산물<br>Marine foods |
| 가중치 <sup>2)</sup> | 1,000.0   | 34.5                                     | 16.7                      | 11.1                      | 0.9                    | 5.8                 |
| 2022              | 115.29    | 109.25                                   | 103.02                    | 125.31                    | 112.93                 | 99.60               |
| 2023              | 117.11    | 112.55                                   | 108.98                    | 120.67                    | 125.13                 | 108.89              |
| 2024              | 119.08    | 117.61                                   | 118.95                    | 118.04                    | 134.35                 | 113.99              |
| 2023. 12          | 117.56    | 116.23                                   | 117.52                    | 115.91                    | 127.35                 | 114.90              |
| 2024. 1           | 118.19    | 121.18                                   | 128.50                    | 114.52                    | 131.49                 | 115.16              |
| 2                 | 118.55    | 121.96                                   | 132.07                    | 111.55                    | 123.82                 | 116.37              |
| 3                 | 118.82    | 123.49                                   | 132.62                    | 113.66                    | 135.03                 | 118.31              |
| 4                 | 119.16    | 119.75                                   | 126.18                    | 115.46                    | 118.45                 | 113.33              |
| 5                 | 119.25    | 114.93                                   | 116.67                    | 114.00                    | 122.40                 | 113.96              |
| 6                 | 119.23    | 111.73                                   | 109.01                    | 116.87                    | 110.03                 | 113.02              |
| 7                 | 119.56    | 113.50                                   | 110.62                    | 117.35                    | 127.62                 | 115.52              |
| 8                 | 119.38    | 119.47                                   | 118.38                    | 122.30                    | 195.79                 | 109.88              |
| 9                 | 119.16    | 125.81                                   | 125.14                    | 132.28                    | 196.92                 | 108.99              |
| 10                | 119.01    | 114.86                                   | 112.01                    | 120.28                    | 144.59                 | 111.61              |
| 11                | 119.10    | 110.77                                   | 106.30                    | 116.91                    | 102.39                 | 115.97              |
| 12                | 119.51    | 113.91                                   | 109.92                    | 121.28                    | 103.70                 | 115.73              |

|                   | 공 산 품<br>Manufacturing products |           |                                   |                           |                  |                       |
|-------------------|---------------------------------|-----------|-----------------------------------|---------------------------|------------------|-----------------------|
|                   | Food products & beverages       |           | 섬유 및 가죽제품                         |                           |                  | 목재 및 종이제품             |
|                   | 음료품                             | 담배        | Fiber products & leather products | 섬유 및 의복                   | 가죽제품             | Wood & paper products |
|                   | Beverages                       | Cigarette |                                   | Fiber products & apparels | Leather products |                       |
| 가중치 <sup>2)</sup> | 5.6                             | 1.1       | 17.8                              | 15.8                      | 2.0              | 16.1                  |
| 2022              | 107.29                          | 100.00    | 109.70                            | 110.73                    | 103.26           | 122.13                |
| 2023              | 111.23                          | 100.00    | 114.18                            | 115.70                    | 104.33           | 121.89                |
| 2024              | 114.79                          | 99.91     | 114.75                            | 116.42                    | 103.92           | 122.28                |
| 2023. 12          | 113.05                          | 100.00    | 114.71                            | 116.30                    | 104.47           | 120.53                |
| 2024. 1           | 113.82                          | 99.91     | 114.54                            | 116.24                    | 103.50           | 120.84                |
| 2                 | 113.82                          | 99.91     | 114.68                            | 116.39                    | 103.51           | 120.84                |
| 3                 | 113.82                          | 99.91     | 114.94                            | 116.71                    | 103.51           | 120.95                |
| 4                 | 113.93                          | 99.91     | 114.85                            | 116.54                    | 103.87           | 121.18                |
| 5                 | 113.93                          | 99.91     | 114.95                            | 116.67                    | 103.82           | 121.22                |
| 6                 | 114.30                          | 99.91     | 114.99                            | 116.71                    | 103.82           | 121.24                |
| 7                 | 115.14                          | 99.91     | 114.57                            | 116.16                    | 104.31           | 121.64                |
| 8                 | 115.14                          | 99.91     | 114.57                            | 116.16                    | 104.31           | 123.33                |
| 9                 | 115.83                          | 99.91     | 114.63                            | 116.23                    | 104.31           | 123.45                |
| 10                | 115.68                          | 99.91     | 114.72                            | 116.38                    | 104.01           | 124.44                |
| 11                | 115.86                          | 99.91     | 114.74                            | 116.40                    | 104.01           | 124.17                |
| 12                | 116.25                          | 99.91     | 114.79                            | 116.45                    | 104.01           | 124.05                |

주: 1) 금월지수는 잠정치이며, 익월지수 공표시 확정됨

2) 2010년 이후 가중치는 매년 변경되며, 2024년 적용되는 가중치를 표기함

자료: 한국은행 경제통계국 물가통계팀



## 6. Producer Price Index <sup>1)</sup>

※ The Producer Price Index measures price changes in goods and services that domestic producers provide to domestic markets. The Index is used as a business indicator and a GDP deflator. Basically prices used for the Index are basic prices.  
As of 2024, the index covers 884 items.

2020=100

| 광 산 품                     |   |  | 공 산 품                     |                              |  |           |
|---------------------------|---|--|---------------------------|------------------------------|--|-----------|
| Mining products           | 석탄, 원유<br>및 천연가스                          | 금속 및<br>비금속광물                                  | Manufacturing<br>products | 음 식 료 품                      | 식 료 품                                  |           |
|                           | Coal, crude<br>petroleum &<br>natural gas | Metallic &<br>Non-metallic<br>mineral products |                           | Food products<br>& beverages | Food products                          |           |
| 2.1                       | 0.1                                       | 2.0  | 504.8                     | 45.9                         | 39.2                                   | Weight 2) |
| 118.83                    | 130.08                                    | 117.40   | 123.34                    | 113.67                       | 115.18                                 | 2022      |
| 131.00                    | 129.97                                    | 130.14   | 122.16                    | 120.41                       | 122.60                                 | 2023      |
| 133.00                    | 129.97                                    | 132.22   | 123.30                    | 121.71                       | 123.59                                 | 2024      |
| 134.49                    | 129.97                                    | 133.78   | 121.93                    | 121.21                       | 123.26                                 | 12. 2023  |
| 135.42                    | 129.97                                    | 134.76   | 122.13                    | 121.05                       | 122.95                                 | 1. 2024   |
| 136.20                    | 129.97                                    | 135.57   | 122.76                    | 121.15                       | 123.08                                 | 2         |
| 135.82                    | 129.97                                    | 135.17   | 123.09                    | 121.04                       | 122.94                                 | 3         |
| 136.48                    | 129.97                                    | 135.85   | 123.97                    | 121.38                       | 123.33                                 | 4         |
| 135.38                    | 129.97                                    | 134.70   | 123.97                    | 121.42                       | 123.37                                 | 5         |
| 133.15                    | 129.97                                    | 132.38   | 124.09                    | 121.55                       | 123.47                                 | 6         |
| 132.70                    | 129.97                                    | 131.91   | 124.51                    | 122.23                       | 124.15                                 | 7         |
| 132.14                    | 129.97                                    | 131.32   | 123.49                    | 121.71                       | 123.53                                 | 8         |
| 130.50                    | 129.97                                    | 129.61   | 122.58                    | 121.83                       | 123.57                                 | 9         |
| 129.61                    | 129.97                                    | 128.68   | 122.77                    | 122.13                       | 123.95                                 | 10        |
| 129.16                    | 129.97                                    | 128.21   | 122.93                    | 122.58                       | 124.44                                 | 11        |
| 129.41                    | 129.97                                    | 128.47   | 123.34                    | 122.49                       | 124.28                                 | 12        |
|                           |   |  |                           |                              |  |           |
| 공 산 품                     |   |  | Manufacturing products    |                              |  |           |
|                           |   | 석탄 및 석유제품                                      | 화학 제품                     |                              |  |           |
| 목재 및 목제품                  | 펄프 및 종이제품                                 |  |                           | 기초화학물질                       | 합성수지 및<br>합성고무                         |           |
| Wood & wooden<br>products | Pulp & paper<br>products                  | Coal products &<br>petroleum products          | Chemical products         | Basic chemicals              | Synthetic resins &<br>synthetic rubber |           |
| 4.3                       | 11.8                                      | 35.5   | 87.7                      | 22.8                         | 9.7                                    | Weight 2) |
| 129.15                    | 119.56                                    | 226.05   | 126.83                    | 167.04                       | 134.65                                 | 2022      |
| 124.46                    | 120.88                                    | 192.12   | 123.47                    | 152.95                       | 122.77                                 | 2023      |
| 123.15                    | 121.87                                    | 191.62   | 124.20                    | 159.37                       | 121.83                                 | 2024      |
| 122.47                    | 119.74                                    | 189.13   | 122.36                    | 150.62                       | 120.54                                 | 12. 2023  |
| 122.57                    | 120.14                                    | 189.91   | 122.94                    | 154.11                       | 119.84                                 | 1. 2024   |
| 122.51                    | 120.16                                    | 195.83   | 124.01                    | 158.18                       | 120.95                                 | 2         |
| 122.80                    | 120.20                                    | 197.02   | 124.73                    | 160.95                       | 122.60                                 | 3         |
| 123.28                    | 120.33                                    | 200.65   | 125.58                    | 165.09                       | 121.94                                 | 4         |
| 123.57                    | 120.28                                    | 193.65   | 125.58                    | 165.05                       | 122.17                                 | 5         |
| 123.25                    | 120.43                                    | 193.33   | 125.55                    | 165.71                       | 122.89                                 | 6         |
| 123.30                    | 120.95                                    | 198.72   | 125.48                    | 165.22                       | 123.47                                 | 7         |
| 123.35                    | 123.22                                    | 190.85   | 124.62                    | 161.59                       | 122.87                                 | 8         |
| 123.63                    | 123.28                                    | 179.54   | 122.91                    | 154.49                       | 121.62                                 | 9         |
| 123.44                    | 124.69                                    | 183.40   | 122.74                    | 153.60                       | 121.30                                 | 10        |
| 123.29                    | 124.39                                    | 186.22   | 122.89                    | 153.51                       | 120.93                                 | 11        |
| 122.84                    | 124.39                                    | 190.30   | 123.42                    | 154.88                       | 121.40                                 | 12        |

Note: 1) This month's index is provisional and will be confirmed when the next month's index is announced.

2) Since 2010, KOSTAT has revised weights on an annual basis. The table shows weights revised in 2024.

Source: The Bank of Korea.

6. 생산자물가지수(계속) <sup>1)</sup>

2020=100

|                   | 공 산 품                  |                |                          |                         |                  |                 |
|-------------------|------------------------|----------------|--------------------------|-------------------------|------------------|-----------------|
|                   | Manufacturing products |                |                          |                         |                  |                 |
|                   | 화 학 제 품                |                |                          | Chemical products       |                  |                 |
|                   | 화학섬유                   | 의약품            | 비료 및 농약                  | 기타화학제품                  | 플라스틱제품           | 고무제품            |
|                   | Chemical fibers        | Phamaceuticals | Fertilizers & pesticides | Other chemical products | Plastic products | Rubber products |
| 가중치 <sup>2)</sup> | 1.0                    | 8.0            | 2.4                      | 13.4                    | 26.1             | 4.3             |
| 2022              | 122.16                 | 99.86          | 123.15                   | 115.86                  | 115.44           | 110.47          |
| 2023              | 130.51                 | 100.75         | 127.49                   | 115.93                  | 116.63           | 114.91          |
| 2024              | 132.40                 | 100.74         | 121.90                   | 113.01                  | 116.80           | 115.79          |
| 2023. 12          | 130.07                 | 100.79         | 125.49                   | 112.83                  | 117.23           | 115.16          |
| 2024. 1           | 127.00                 | 100.83         | 122.98                   | 112.81                  | 117.27           | 115.31          |
| 2                 | 130.42                 | 101.05         | 122.87                   | 112.88                  | 117.30           | 115.46          |
| 3                 | 130.98                 | 100.77         | 122.78                   | 112.82                  | 117.25           | 115.64          |
| 4                 | 131.66                 | 100.96         | 122.77                   | 112.84                  | 117.30           | 115.63          |
| 5                 | 132.23                 | 101.03         | 122.13                   | 112.66                  | 117.32           | 115.63          |
| 6                 | 134.53                 | 100.76         | 122.23                   | 112.58                  | 116.55           | 115.80          |
| 7                 | 134.53                 | 100.59         | 121.26                   | 112.85                  | 116.44           | 115.84          |
| 8                 | 133.49                 | 100.58         | 121.15                   | 112.84                  | 116.46           | 115.84          |
| 9                 | 133.49                 | 100.46         | 121.15                   | 113.32                  | 115.98           | 115.87          |
| 10                | 133.49                 | 100.47         | 121.15                   | 113.35                  | 116.09           | 116.14          |
| 11                | 133.49                 | 100.69         | 121.15                   | 113.54                  | 116.59           | 116.14          |
| 12                | 133.49                 | 100.69         | 121.15                   | 113.68                  | 117.09           | 116.23          |

|                   | 공 산 품                  |                           |   |                |                            |                             |
|-------------------|------------------------|---------------------------|---|----------------|----------------------------|-----------------------------|
|                   | Manufacturing products |                           |   |                |                            |                             |
|                   | 제1차금속제품                | 금속가공제품                    | 컴퓨터, 전자 및 광학기기                            |                |                            |                             |
|                   | 금속주물                   |                           | 컴퓨터, electronic & optical equipment       | 반도체            | 전자표시장치                     | 기타전자부품                      |
|                   | Cast metal products    | Fabricated metal products | Computers, electronic & optical equipment | Semiconductors | Electronic display devices | Other electronic components |
| 가중치 <sup>2)</sup> | 3.4                    | 37.6                      | 47.8                                      | 6.6            | 12.1                       | 7.6                         |
| 2022              | 127.19                 | 134.53                    | 100.25                                    | 99.57          | 101.41                     | 108.70                      |
| 2023              | 122.98                 | 136.31                    | 95.01                                     | 81.48          | 90.32                      | 115.09                      |
| 2024              | 126.09                 | 136.44                    | 97.29                                     | 95.36          | 91.17                      | 116.45                      |
| 2023. 12          | 121.91                 | 136.14                    | 95.40                                     | 85.27          | 90.08                      | 116.23                      |
| 2024. 1           | 122.15                 | 136.71                    | 96.00                                     | 89.40          | 90.56                      | 114.93                      |
| 2                 | 122.29                 | 136.67                    | 96.29                                     | 89.48          | 90.56                      | 115.70                      |
| 3                 | 122.50                 | 136.45                    | 96.17                                     | 90.45          | 90.43                      | 115.90                      |
| 4                 | 125.84                 | 136.41                    | 97.98                                     | 96.86          | 92.44                      | 117.28                      |
| 5                 | 126.60                 | 136.56                    | 97.75                                     | 97.01          | 92.37                      | 116.44                      |
| 6                 | 127.70                 | 137.19                    | 97.85                                     | 97.80          | 92.48                      | 116.81                      |
| 7                 | 129.93                 | 137.15                    | 98.73                                     | 100.00         | 92.54                      | 116.97                      |
| 8                 | 129.77                 | 136.60                    | 98.01                                     | 98.79          | 90.70                      | 116.88                      |
| 9                 | 129.59                 | 136.60                    | 97.25                                     | 97.50          | 89.76                      | 115.82                      |
| 10                | 125.37                 | 135.95                    | 97.11                                     | 95.62          | 90.12                      | 116.30                      |
| 11                | 125.66                 | 135.57                    | 96.89                                     | 95.74          | 90.64                      | 116.73                      |
| 12                | 125.69                 | 135.42                    | 97.42                                     | 95.72          | 91.44                      | 117.64                      |

6. Producer Price Index (Cont'd) <sup>1)</sup>

2020=100

| 공 산 품                         |                          |                                     | Manufacturing products |                      |  |                      |
|-------------------------------|--------------------------|-------------------------------------|------------------------|----------------------|--|----------------------|
| 비 금속 광물 제품                    |                          |                                     | 제 1차 금속 제품             |                      |  |                      |
|                               | 유리 및 유리제품                | 기타비금속 광물 제품                         |                        | 철 강 1차제품             | 비 철 금속 외 1차제품                          |                      |
| Non-metallic mineral products | Glass and glass products | Other non-metallic mineral products | Basic metal products   | Basic steel products | Non-ferrous metal bar & basic products |                      |
| 19.8                          | 3.4                      | 16.4                                | 54.3                   | 36.6                 | 14.3                                   | Weight <sup>2)</sup> |
| 117.98                        | 107.98                   | 120.49                              | 147.03                 | 151.14               | 141.44                                 | 2022                 |
| 128.11                        | 111.59                   | 132.27                              | 139.72                 | 142.97               | 135.43                                 | 2023                 |
| 129.52                        | 111.62                   | 134.02                              | 136.76                 | 133.96               | 145.77                                 | 2024                 |
| 129.48                        | 112.19                   | 133.83                              | 134.91                 | 137.11               | 132.21                                 | 12. 2023             |
| 129.51                        | 111.49                   | 134.03                              | 133.47                 | 134.53               | 133.14                                 | 1. 2024              |
| 130.52                        | 111.49                   | 135.30                              | 134.25                 | 135.53               | 133.55                                 | 2                    |
| 130.57                        | 111.49                   | 135.36                              | 135.27                 | 135.86               | 136.51                                 | 3                    |
| 129.82                        | 111.58                   | 134.39                              | 137.31                 | 134.77               | 145.93                                 | 4                    |
| 129.62                        | 111.60                   | 134.15                              | 139.47                 | 135.27               | 152.50                                 | 5                    |
| 129.58                        | 111.60                   | 134.10                              | 139.55                 | 135.53               | 151.87                                 | 6                    |
| 129.36                        | 111.66                   | 133.82                              | 139.47                 | 135.96               | 149.95                                 | 7                    |
| 129.07                        | 111.66                   | 133.44                              | 137.31                 | 134.33               | 145.99                                 | 8                    |
| 128.98                        | 111.49                   | 133.37                              | 136.49                 | 133.02               | 146.17                                 | 9                    |
| 128.96                        | 111.81                   | 133.27                              | 136.27                 | 131.49               | 150.26                                 | 10                   |
| 129.01                        | 111.80                   | 133.35                              | 135.85                 | 130.68               | 150.63                                 | 11                   |
| 129.25                        | 111.80                   | 133.63                              | 136.35                 | 130.57               | 152.74                                 | 12                   |

| 공 산 품                                     |   |                     | Manufacturing products |                       |                           |                           |                      |
|---|---|---------------------|------------------------|-----------------------|---------------------------|---------------------------|----------------------|
| Computers, electronic & optical equipment |   |                     | 전기 장비                  | 기계 및 장비               |                           |                           |                      |
| 컴퓨터 및 주변기기                                | 통신, 방송 및 영상, 음향기기   | 정밀 기기               |                        |                       | 일반목적용기계                   | 특수목적용기계                   |                      |
| Computers & peripherals                   | Communication & broadcasting equipment, video & audio apparatus | Precision equipment | Electrical equipment   | Machinery & equipment | General purpose machinery | Special purpose machinery |                      |
| 1.2                                       | 9.0   | 11.3                | 39.7                   | 39.8                  | 21.3                      | 18.5                      | Weight <sup>2)</sup> |
| 99.10                                     | 90.32   | 106.85              | 112.62                 | 106.31                | 108.96                    | 103.50                    | 2022                 |
| 95.44                                     | 82.69   | 111.91              | 119.19                 | 108.76                | 113.08                    | 104.17                    | 2023                 |
| 95.78                                     | 79.65   | 113.94              | 124.36                 | 110.54                | 115.06                    | 105.74                    | 2024                 |
| 95.66                                     | 80.92   | 112.50              | 121.84                 | 109.25                | 113.68                    | 104.55                    | 12. 2023             |
| 95.66                                     | 81.00   | 112.43              | 121.97                 | 110.05                | 114.68                    | 105.13                    | 1. 2024              |
| 95.66                                     | 81.60   | 112.65              | 122.22                 | 110.03                | 114.76                    | 105.01                    | 2                    |
| 95.66                                     | 80.64   | 112.43              | 122.96                 | 109.99                | 114.69                    | 105.00                    | 3                    |
| 96.25                                     | 80.13   | 113.38              | 124.74                 | 110.08                | 114.71                    | 105.17                    | 4                    |
| 96.61                                     | 79.36   | 113.57              | 126.04                 | 110.20                | 114.92                    | 105.19                    | 5                    |
| 96.61                                     | 79.41   | 113.02              | 126.06                 | 110.77                | 115.08                    | 106.20                    | 6                    |
| 96.31                                     | 79.87   | 115.08              | 126.09                 | 110.88                | 115.21                    | 106.28                    | 7                    |
| 96.31                                     | 79.76   | 115.09              | 123.62                 | 110.82                | 115.21                    | 106.17                    | 8                    |
| 96.31                                     | 79.15   | 114.90              | 123.69                 | 110.86                | 115.25                    | 106.19                    | 9                    |
| 94.66                                     | 78.89   | 115.34              | 124.42                 | 110.90                | 115.35                    | 106.19                    | 10                   |
| 94.66                                     | 77.51   | 114.67              | 125.09                 | 110.91                | 115.43                    | 106.11                    | 11                   |
| 94.66                                     | 78.47   | 114.67              | 125.41                 | 110.98                | 115.45                    | 106.23                    | 12                   |

6. 생산자물가지수(계속) <sup>1)</sup>

2020=100

|                   | 공 산 품<br>Manufacturing products |  |  |  | 전력, 가스, 수도 및 폐기물                           |  |
|-------------------|---------------------------------|--|--|--|--|--|
|                   | 운송장비                            |  |  | 기타제조업제품<br>Other manufacturing products        | 전력, 가스 및 증기<br>Electric power, gas & steam | 전력, 가스 및 증기<br>Electric power, gas & steam |
|                   | Transport equipment             | Motor vehicles                               | Other transport equipment  |  |  |  |
| 가중치 <sup>2)</sup> | 53.0                            | 52.9   | 0.1  | 9.8  | 71.2                                       | 57.9                                       |
| 2022              | 103.47                          | 103.46                                       | 108.82   | 112.73   | 121.55                                     | 125.37                                     |
| 2023              | 105.27                          | 105.27                                       | 108.16   | 120.93   | 140.85                                     | 150.14                                     |
| 2024              | 107.37                          | 107.37                                       | 108.00   | 122.90   | 145.31                                     | 155.44                                     |
| 2023. 12          | 106.75                          | 106.75                                       | 107.56   | 121.83   | 143.40                                     | 153.38                                     |
| 2024. 1           | 106.82                          | 106.82                                       | 108.95   | 122.02   | 144.76                                     | 154.84                                     |
| 2                 | 106.85                          | 106.85                                       | 108.95   | 122.23   | 143.51                                     | 153.10                                     |
| 3                 | 107.01                          | 107.01                                       | 108.84   | 122.28   | 143.92                                     | 153.64                                     |
| 4                 | 107.01                          | 107.00                                       | 108.84   | 122.50   | 143.01                                     | 152.44                                     |
| 5                 | 107.07                          | 107.07                                       | 108.84   | 122.51   | 143.63                                     | 153.41                                     |
| 6                 | 107.16                          | 107.14                                       | 108.84   | 122.59   | 143.47                                     | 153.04                                     |
| 7                 | 107.33                          | 107.33                                       | 107.12   | 123.44   | 142.87                                     | 152.23                                     |
| 8                 | 107.40                          | 107.40                                       | 107.12   | 123.44   | 144.55                                     | 154.42                                     |
| 9                 | 107.85                          | 107.85                                       | 107.12   | 123.41   | 145.84                                     | 156.11                                     |
| 10                | 107.89                          | 107.90                                       | 107.12   | 123.46   | 146.96                                     | 157.54                                     |
| 11                | 107.96                          | 107.97                                       | 107.12   | 123.46   | 150.30                                     | 161.88                                     |
| 12                | 108.04                          | 108.05                                       | 107.12   | 123.44   | 150.93                                     | 162.57                                     |
| 서 비 스             |                                 |  |  |  |  |  |
|                   | 운송서비스<br>Transportation         | 음식점 및 숙박서비스<br>Accommodation & food services | 정보통신 및 방송서비스<br>Information, telecommunication & broadcasting services | 금융 및 보험서비스<br>Financial & insurance activities | 부동산서비스<br>Real estate activities           |  |
| 가중치 <sup>2)</sup> | 387.4                           | 56.0   | 69.3   | 57.0   | 28.9                                       | 65.8                                       |
| 2022              | 105.52                          | 109.91                                       | 110.34   | 102.14   | 99.87                                      | 101.97                                     |
| 2023              | 108.13                          | 110.69                                       | 117.19   | 103.50   | 99.22                                      | 103.03                                     |
| 2024              | 110.46                          | 111.17                                       | 120.66   | 107.21   | 100.30                                     | 104.74                                     |
| 2023. 12          | 108.80                          | 111.11                                       | 118.99   | 103.75   | 99.79                                      | 103.71                                     |
| 2024. 1           | 109.50                          | 111.24                                       | 119.11   | 105.33   | 99.98                                      | 103.98                                     |
| 2                 | 109.71                          | 111.17                                       | 119.37   | 105.33   | 100.63                                     | 104.32                                     |
| 3                 | 109.79                          | 110.81                                       | 119.74   | 105.37   | 101.33                                     | 104.26                                     |
| 4                 | 110.00                          | 111.04                                       | 120.14   | 105.40   | 100.98                                     | 104.30                                     |
| 5                 | 110.55                          | 111.22                                       | 120.36   | 107.93   | 101.18                                     | 104.42                                     |
| 6                 | 110.66                          | 111.40                                       | 120.67   | 108.09   | 101.33                                     | 104.61                                     |
| 7                 | 110.88                          | 111.15                                       | 121.12   | 108.12   | 101.53                                     | 104.71                                     |
| 8                 | 110.92                          | 111.53                                       | 121.39   | 108.02   | 100.18                                     | 105.01                                     |
| 9                 | 110.74                          | 111.00                                       | 120.87   | 108.06   | 99.75                                      | 105.08                                     |
| 10                | 110.91                          | 111.12                                       | 121.43   | 108.19   | 99.76                                      | 105.30                                     |
| 11                | 110.83                          | 111.01                                       | 121.64   | 108.23   | 98.71                                      | 105.35                                     |
| 12                | 110.97                          | 111.29                                       | 122.06   | 108.40   | 98.26                                      | 105.49                                     |

6. Producer Price Index (Cont'd) <sup>1)</sup>

2020=100

| 전 력, 가 스, 수 도 및 폐 기 물     |                           |  | Electric power, gas, water & waste |   |   | Weight <sup>2)</sup> |
|---------------------------|---------------------------|--|------------------------------------|---|---|----------------------|
| 전 력, 가 스 및 증 기            |                           | 수 도, 폐 기 물 처 리 및 재 활 용 서 비 스                     |                                    |   |   |                      |
| 전 력<br><br>Electric power | 가 스, 증 기 및 온 수            | Water, waste<br>treatment &<br>recycling service | 수 도<br><br>Water supply            | 폐 수 처 리<br><br>Wastewater<br>treatment services | 폐 기 물 처 리 및 자 원<br>재 활 용 서 비 스<br><br>Waste treatment & resources<br>recycling services |                      |
|                           | Gas, steam &<br>hot water |  |                                    |   |   |                      |
|                           |                           |  |                                    |   |   |                      |
| 38.9                      | 19.0                      | 13.3   | 2.1                                | 3.1   | 8.1   |                      |
| 111.11                    | 151.27                    | 107.28   | 104.83                             | 105.40  | 108.52  | 2022                 |
| 143.99                    | 158.81                    | 107.18   | 107.40                             | 108.50  | 106.58  | 2023                 |
| 153.33                    | 155.72                    | 108.93   | 112.24                             | 114.08  | 106.11  | 2024                 |
| 152.04                    | 152.16                    | 107.53   | 108.42                             | 109.33  | 106.58  | 12. 2023             |
| 152.04                    | 156.54                    | 108.56   | 110.78                             | 112.22  | 106.58  | 1. 2024              |
| 152.04                    | 151.32                    | 108.81   | 110.99                             | 113.13  | 106.58  | 2                    |
| 152.04                    | 152.97                    | 108.81   | 110.99                             | 113.13  | 106.58  | 3                    |
| 152.04                    | 149.33                    | 108.81   | 110.99                             | 113.17  | 106.58  | 4                    |
| 152.04                    | 152.25                    | 108.38   | 110.99                             | 113.17  | 105.88  | 5                    |
| 152.04                    | 151.13                    | 108.85   | 112.67                             | 114.11  | 105.88  | 6                    |
| 149.47                    | 153.97                    | 108.92   | 112.91                             | 114.20  | 105.88  | 7                    |
| 149.47                    | 160.60                    | 108.94   | 112.91                             | 114.27  | 105.88  | 8                    |
| 152.04                    | 160.44                    | 108.94   | 112.94                             | 114.27  | 105.88  | 9                    |
| 154.41                    | 159.84                    | 109.15   | 113.32                             | 114.93  | 105.88  | 10                   |
| 161.19                    | 159.08                    | 109.28   | 113.55                             | 115.34  | 105.88  | 11                   |
| 161.19                    | 161.20                    | 109.70   | 113.88                             | 116.98  | 105.88  | 12                   |

| 서 비 스   |   | Services                |  |                                 | Weight <sup>2)</sup> |
|---|---|-------------------------|--|---------------------------------|----------------------|
| 전문, 과학 및<br>기술서비스<br><br>Professional, scientific<br>and technical services | 사업 지원 서비스<br><br>Business support<br>services | 교육 서비스<br><br>Education | 예술, 스포츠 및<br>여가 관련 서비스<br><br>Arts, sports and<br>recreation related<br>services | 기 타 서 비 스<br><br>Other services |                      |
|   |   |                         |  |                                 |                      |
|   |   |                         |  |                                 |                      |
|   |   |                         |  |                                 |                      |
| 32.2  | 31.9  | 14.7                    | 11.8   | 19.8                            |                      |
| 106.45  | 105.88  | 104.09                  | 106.03   | 106.69                          | 2022                 |
| 108.85  | 108.69  | 107.06                  | 109.99   | 113.74                          | 2023                 |
| 111.29  | 110.19  | 109.43                  | 111.52   | 119.16                          | 2024                 |
| 108.95  | 108.76  | 107.63                  | 110.35   | 115.03                          | 12. 2023             |
| 110.65  | 110.08  | 108.16                  | 109.19   | 117.47                          | 1. 2024              |
| 110.67  | 110.16  | 108.29                  | 110.53   | 117.70                          | 2                    |
| 110.64  | 110.13  | 108.58                  | 110.42   | 117.94                          | 3                    |
| 111.27  | 110.45  | 109.00                  | 111.49   | 117.92                          | 4                    |
| 111.34  | 110.65  | 109.17                  | 112.01   | 118.45                          | 5                    |
| 111.37  | 110.09  | 109.32                  | 111.76   | 118.49                          | 6                    |
| 111.51  | 109.88  | 109.65                  | 112.87   | 120.67                          | 7                    |
| 111.38  | 109.92  | 109.97                  | 113.12   | 120.77                          | 8                    |
| 111.48  | 110.32  | 110.11                  | 112.55   | 119.98                          | 9                    |
| 111.71  | 110.24  | 110.15                  | 112.08   | 120.01                          | 10                   |
| 111.67  | 110.32  | 110.30                  | 110.80   | 120.23                          | 11                   |
| 111.75  | 110.03  | 110.42                  | 111.38   | 120.33                          | 12                   |

7. 특수분류별 생산자물가지수 <sup>1)</sup>

2020=100

|                   | 총 지수      | 식료품 구분                 |                          | 신선식품 구분                             |                                 |
|-------------------|-----------|------------------------|--------------------------|-------------------------------------|---------------------------------|
|                   |           | Food & excluding foods |                          | Fresh foods & excluding fresh foods |                                 |
|                   | All items | 식료품<br>Foods           | 식료품이외<br>Excluding foods | 신선식품<br>Fresh foods                 | 신선식품이외<br>Excluding fresh foods |
| 가중치 <sup>2)</sup> | 1,000.0   | 72.1                   | 927.9                    | 14.9                                | 985.1                           |
| 2018              | 100.43    | 96.00                  | 100.80                   | 92.62                               | 100.55                          |
| 2019              | 100.46    | 94.96                  | 100.90                   | 87.19                               | 100.68                          |
| 2020              | 100.00    | 100.00                 | 100.00                   | 100.00                              | 100.00                          |
| 2021              | 106.38    | 105.88                 | 106.41                   | 101.89                              | 106.44                          |
| 2022              | 115.29    | 110.22                 | 115.67                   | 106.45                              | 115.41                          |
| 2023              | 117.11    | 115.63                 | 117.20                   | 116.63                              | 117.10                          |
| 2024              | 119.08    | 119.41                 | 119.04                   | 128.38                              | 118.94                          |
| 2022. 12          | 116.27    | 112.62                 | 116.53                   | 108.01                              | 116.38                          |
| 2023. 1           | 116.69    | 113.68                 | 116.90                   | 116.72                              | 116.68                          |
| 2                 | 116.91    | 113.71                 | 117.14                   | 119.06                              | 116.87                          |
| 3                 | 117.05    | 113.55                 | 117.29                   | 113.08                              | 117.09                          |
| 4                 | 116.96    | 112.83                 | 117.25                   | 107.37                              | 117.08                          |
| 5                 | 116.53    | 113.73                 | 116.72                   | 107.50                              | 116.65                          |
| 6                 | 116.27    | 113.14                 | 116.48                   | 104.34                              | 116.44                          |
| 7                 | 116.53    | 116.18                 | 116.53                   | 116.05                              | 116.52                          |
| 8                 | 117.50    | 120.01                 | 117.28                   | 132.60                              | 117.26                          |
| 9                 | 118.03    | 120.10                 | 117.84                   | 128.76                              | 117.86                          |
| 10                | 117.86    | 116.89                 | 117.92                   | 115.87                              | 117.88                          |
| 11                | 117.41    | 115.55                 | 117.52                   | 111.93                              | 117.47                          |
| 12                | 117.56    | 118.13                 | 117.50                   | 126.33                              | 117.43                          |
| 2024. 1           | 118.19    | 120.52                 | 118.01                   | 139.94                              | 117.89                          |
| 2                 | 118.55    | 120.89                 | 118.36                   | 143.90                              | 118.19                          |
| 3                 | 118.82    | 121.65                 | 118.59                   | 145.52                              | 118.44                          |
| 4                 | 119.16    | 120.22                 | 119.06                   | 134.67                              | 118.93                          |
| 5                 | 119.25    | 117.88                 | 119.34                   | 123.94                              | 119.18                          |
| 6                 | 119.23    | 116.52                 | 119.43                   | 114.75                              | 119.29                          |
| 7                 | 119.56    | 117.80                 | 119.67                   | 119.53                              | 119.56                          |
| 8                 | 119.38    | 120.46                 | 119.29                   | 131.18                              | 119.21                          |
| 9                 | 119.16    | 123.58                 | 118.79                   | 139.70                              | 118.86                          |
| 10                | 119.01    | 118.45                 | 119.03                   | 119.87                              | 118.98                          |
| 11                | 119.10    | 116.76                 | 119.26                   | 112.28                              | 119.19                          |
| 12                | 119.51    | 118.15                 | 119.59                   | 115.24                              | 119.56                          |

주: 1) 금월지수는 잠정치이며, 익월지수 공표시 확정됨

2) 2010년 이후 가중치는 매년 변경되며, 2024년 적용되는 가중치를 표기함

자료: 한국은행 경제통계국 물가통계팀

7. Producer Price Index for Specialized Classification <sup>1)</sup>

2020=100

| 에너지 구분<br>Energy & excluding energy |                           | IT 구분<br>Information technology & excluding<br>information technology |   | 식료품<br>에너지이외<br>Excluding foods<br>& energy | 신선식품<br>에너지이외<br>Excluding fresh<br>foods & energy |                      |
|-------------------------------------|---------------------------|---|---|---|--|----------------------|
| 에너지<br>Energy                       | 에너지이외<br>Excluding energy | IT<br>Information<br>technology                                       | IT이외<br>Excluding information<br>technology |   |  |                      |
| 82.5                                | 917.5                     | 101.2   | 898.8                                       | 845.4                                       | 902.6  | Weight <sup>2)</sup> |
| 111.10                              | 99.71                     | 101.83  | 100.31                                      | 100.02                                      | 99.83  | 2018                 |
| 111.41                              | 99.71                     | 99.46   | 100.59                                      | 100.12                                      | 99.94  | 2019                 |
| 100.00                              | 100.00                    | 100.00  | 100.00                                      | 100.00                                      | 100.00   | 2020                 |
| 111.30                              | 106.01                    | 103.36  | 106.74                                      | 106.03                                      | 106.09   | 2021                 |
| 154.57                              | 112.55                    | 103.08  | 116.77                                      | 112.75                                      | 112.65   | 2022                 |
| 162.92                              | 113.92                    | 101.36  | 119.02                                      | 113.77                                      | 113.88   | 2023                 |
| 165.54                              | 115.84                    | 105.07  | 120.77                                      | 115.54                                      | 115.65   | 2024                 |
| 163.19                              | 113.01                    | 101.47  | 118.06                                      | 113.04                                      | 113.09   | 12. 2022             |
| 166.05                              | 113.28                    | 101.29  | 118.56                                      | 113.24                                      | 113.23   | 1. 2023              |
| 164.38                              | 113.62                    | 101.65  | 118.77                                      | 113.61                                      | 113.54   | 2                    |
| 163.03                              | 113.85                    | 101.88  | 118.89                                      | 113.87                                      | 113.86   | 3                    |
| 159.36                              | 113.97                    | 101.49  | 118.83                                      | 114.07                                      | 114.07   | 4                    |
| 156.58                              | 113.70                    | 101.34  | 118.37                                      | 113.70                                      | 113.79   | 5                    |
| 158.02                              | 113.34                    | 100.91  | 118.13                                      | 113.35                                      | 113.47   | 6                    |
| 158.65                              | 113.56                    | 100.98  | 118.41                                      | 113.35                                      | 113.53   | 7                    |
| 163.22                              | 114.31                    | 101.15  | 119.49                                      | 113.83                                      | 114.03   | 8                    |
| 168.15                              | 114.56                    | 101.10  | 120.09                                      | 114.09                                      | 114.35   | 9                    |
| 167.81                              | 114.41                    | 101.50  | 119.85                                      | 114.20                                      | 114.39   | 10                   |
| 165.65                              | 114.06                    | 101.41  | 119.35                                      | 113.93                                      | 114.10   | 11                   |
| 164.14                              | 114.32                    | 101.67  | 119.50                                      | 114.00                                      | 114.14   | 12                   |
| 165.22                              | 114.93                    | 102.90  | 120.06                                      | 114.47                                      | 114.55   | 1. 2024              |
| 165.78                              | 115.27                    | 103.10  | 120.43                                      | 114.80                                      | 114.84   | 2                    |
| 165.88                              | 115.55                    | 103.22  | 120.72                                      | 115.04                                      | 115.10   | 3                    |
| 166.14                              | 115.89                    | 104.52  | 120.93                                      | 115.53                                      | 115.61   | 4                    |
| 164.99                              | 116.06                    | 106.16  | 120.83                                      | 115.90                                      | 115.94   | 5                    |
| 164.03                              | 116.10                    | 106.14  | 120.80                                      | 116.05                                      | 116.11   | 6                    |
| 165.03                              | 116.38                    | 106.45  | 121.13                                      | 116.26                                      | 116.33   | 7                    |
| 164.55                              | 116.23                    | 105.84  | 121.01                                      | 115.87                                      | 116.00   | 8                    |
| 162.37                              | 116.11                    | 105.47  | 120.80                                      | 115.50                                      | 115.77   | 9                    |
| 163.84                              | 115.86                    | 105.67  | 120.60                                      | 115.65                                      | 115.81   | 10                   |
| 168.39                              | 115.69                    | 105.51  | 120.73                                      | 115.60                                      | 115.74   | 11                   |
| 170.20                              | 116.00                    | 105.88  | 121.15                                      | 115.82                                      | 116.01   | 12                   |

Note: 1) This month's index is provisional and will be confirmed when the next month's index is announced.

2) Since 2010, KOSTAT has revised weights on an annual basis. The table shows weights revised in 2024.

Source: The Bank of Korea.

8. 국내공급물가지수<sup>1)</sup>

2020=100

|                   | 총지수       | 원 재 료  |          |               |                   |                 |                     |
|-------------------|-----------|--------|----------|---------------|-------------------|-----------------|---------------------|
|                   |           |        |          | Raw materials |                   |                 |                     |
|                   |           |        | 국 내      | 수 입           | 제 조 용             | 연 료             | 기 타                 |
|                   | All items |        | Domestic | Import        | For manufacturing | For crude fuels | Other raw materials |
| 가중치 <sup>2)</sup> | 1,000.00  | 87.52  | 20.24    | 67.28         | 54.30             | 17.55           | 15.66               |
| 2009              | 96.67     | 110.43 | 70.58    | 121.45        | 111.82            | 112.70          | 85.26               |
| 2010              | 101.34    | 127.32 | 74.66    | 141.74        | 129.45            | 134.01          | 85.54               |
| 2011              | 109.53    | 159.84 | 80.75    | 181.46        | 164.50            | 160.03          | 87.17               |
| 2012              | 110.02    | 164.61 | 83.22    | 186.81        | 169.48            | 165.25          | 87.98               |
| 2013              | 106.56    | 152.56 | 83.36    | 171.68        | 158.11            | 146.89          | 90.41               |
| 2014              | 104.43    | 142.23 | 83.51    | 158.80        | 146.85            | 137.92          | 91.87               |
| 2015              | 97.75     | 100.73 | 81.18    | 107.13        | 99.57             | 112.76          | 92.91               |
| 2016              | 95.16     | 85.34  | 83.74    | 86.86         | 84.46             | 90.43           | 91.63               |
| 2017              | 99.10     | 104.77 | 91.27    | 109.90        | 102.13            | 122.93          | 98.93               |
| 2018              | 102.12    | 120.23 | 94.81    | 129.66        | 119.61            | 132.26          | 96.62               |
| 2019              | 102.35    | 119.65 | 93.72    | 129.30        | 118.69            | 133.31          | 98.23               |
| 2020              | 100.00    | 100.00 | 100.00   | 100.00        | 100.00            | 100.00          | 100.00              |
| 2021              | 108.62    | 131.44 | 109.46   | 137.87        | 133.20            | 126.29          | 115.94              |
| 2022              | 122.52    | 188.14 | 112.08   | 212.54        | 184.55            | 231.33          | 129.17              |
| 2023              | 121.69    | 168.42 | 114.98   | 183.92        | 169.70            | 185.49          | 134.43              |
| 2024              | 124.01    | 169.48 | 118.11   | 183.93        | 173.14            | 174.88          | 138.90              |
| 2022. 11          | 123.98    | 191.57 | 109.22   | 218.24        | 184.89            | 253.24          | 128.77              |
| 12                | 121.86    | 179.16 | 112.70   | 200.19        | 172.29            | 235.41          | 132.63              |
| 2023. 1           | 120.69    | 165.47 | 112.70   | 180.81        | 157.04            | 213.59          | 131.42              |
| 2                 | 121.51    | 167.71 | 112.44   | 184.09        | 164.66            | 201.20          | 131.38              |
| 3                 | 122.52    | 172.94 | 112.51   | 191.50        | 172.24            | 204.31          | 131.68              |
| 4                 | 122.26    | 168.95 | 111.37   | 186.36        | 168.69            | 197.27          | 129.41              |
| 5                 | 122.03    | 172.89 | 113.21   | 191.08        | 174.36            | 197.44          | 131.53              |
| 6                 | 120.36    | 159.79 | 112.07   | 173.06        | 158.20            | 182.68          | 129.34              |
| 7                 | 119.91    | 158.05 | 115.34   | 169.08        | 156.04            | 173.50          | 135.30              |
| 8                 | 121.49    | 166.51 | 120.70   | 178.51        | 166.50            | 174.44          | 144.01              |
| 9                 | 122.49    | 172.32 | 121.12   | 186.52        | 177.51            | 169.52          | 144.31              |
| 10                | 123.29    | 177.89 | 116.49   | 196.61        | 190.16            | 167.54          | 136.78              |
| 11                | 121.98    | 171.03 | 114.24   | 187.94        | 180.40            | 167.82          | 132.22              |
| 12                | 121.75    | 167.53 | 117.51   | 181.45        | 170.55            | 176.51          | 135.81              |
| 2024. 1           | 122.43    | 165.77 | 120.58   | 177.53        | 165.33            | 178.20          | 140.77              |
| 2                 | 122.98    | 167.76 | 121.09   | 180.13        | 167.55            | 180.16          | 142.06              |
| 3                 | 123.25    | 168.80 | 122.25   | 181.03        | 169.29            | 178.06          | 143.69              |
| 4                 | 124.47    | 173.26 | 119.57   | 188.58        | 176.37            | 181.72          | 141.24              |
| 5                 | 124.77    | 176.33 | 116.21   | 194.44        | 185.76            | 173.69          | 136.07              |
| 6                 | 124.79    | 173.51 | 113.81   | 191.59        | 182.11            | 174.29          | 132.88              |
| 7                 | 125.04    | 172.96 | 115.24   | 190.16        | 180.78            | 173.63          | 134.63              |
| 8                 | 124.40    | 172.37 | 119.34   | 187.44        | 177.61            | 172.10          | 142.08              |
| 9                 | 123.39    | 166.07 | 123.94   | 176.42        | 166.25            | 168.09          | 148.39              |
| 10                | 123.47    | 162.77 | 116.10   | 175.39        | 164.32            | 170.39          | 136.68              |
| 11                | 124.15    | 165.65 | 113.08   | 180.87        | 170.58            | 171.55          | 131.52              |
| 12                | 124.95    | 168.54 | 116.09   | 183.52        | 171.76            | 176.72          | 136.84              |

주: 1) 금월지수는 잠정치이며, 익월지수 공표시 확정됨  
2) 2010년 이후 가중치는 매년 변경되며, 2024년 적용되는 가중치를 표기함  
자료: 한국은행 경제통계국 물가통계팀



8. Domestic Supply Price Index <sup>1)</sup>

2020=100

| 중 간 재  |          |        | Intermediate goods and services |                  |                              |                              | Weight <sup>2)</sup> |
|--------|----------|--------|---------------------------------|------------------|------------------------------|------------------------------|----------------------|
|        | 국 내      | 수 입    | 제조용                             | 건설용              | 연료,동력                        | 기 타                          |                      |
|        | Domestic | Import | For manufacturing               | For construction | For processed fuels & energy | Other intermediate materials |                      |
| 619.92 | 521.84   | 98.08  | 309.85                          | 49.73            | 59.16                        | 201.17                       |                      |
| 100.17 | 95.83    | 118.10 | 109.67                          | 94.97            | 95.79                        | 88.62                        | 2009                 |
| 104.32 | 100.62   | 120.44 | 113.91                          | 98.34            | 105.28                       | 88.93                        | 2010                 |
| 112.76 | 109.04   | 129.04 | 124.11                          | 104.97           | 122.68                       | 92.02                        | 2011                 |
| 112.16 | 109.02   | 126.09 | 120.70                          | 105.58           | 130.88                       | 93.57                        | 2012                 |
| 108.17 | 106.35   | 116.51 | 114.19                          | 102.31           | 130.37                       | 93.03                        | 2013                 |
| 105.37 | 104.69   | 108.47 | 109.50                          | 100.04           | 128.14                       | 93.64                        | 2014                 |
| 98.55  | 98.34    | 99.56  | 101.19                          | 96.01            | 104.19                       | 94.07                        | 2015                 |
| 95.39  | 95.15    | 96.55  | 97.12                           | 93.86            | 93.85                        | 94.46                        | 2016                 |
| 99.40  | 99.37    | 99.59  | 101.71                          | 98.68            | 102.77                       | 95.88                        | 2017                 |
| 102.10 | 101.54   | 105.05 | 104.33                          | 101.32           | 111.35                       | 97.48                        | 2018                 |
| 101.98 | 101.35   | 105.30 | 103.07                          | 101.26           | 111.65                       | 98.78                        | 2019                 |
| 100.00 | 100.00   | 100.00 | 100.00                          | 100.00           | 100.00                       | 100.00                       | 2020                 |
| 109.46 | 108.43   | 114.84 | 112.47                          | 119.12           | 112.27                       | 103.12                       | 2021                 |
| 122.86 | 119.52   | 140.51 | 127.52                          | 137.32           | 156.97                       | 107.66                       | 2022                 |
| 122.18 | 120.46   | 130.86 | 122.89                          | 139.92           | 164.27                       | 109.94                       | 2023                 |
| 124.26 | 121.98   | 136.07 | 125.40                          | 140.18           | 166.84                       | 111.68                       | 2024                 |
| 124.17 | 121.29   | 139.33 | 126.73                          | 138.80           | 172.86                       | 108.89                       | 11. 2022             |
| 122.37 | 120.38   | 132.59 | 123.94                          | 138.05           | 167.01                       | 108.84                       | 12                   |
| 121.76 | 120.61   | 127.22 | 122.22                          | 139.06           | 168.50                       | 109.05                       | 1. 2023              |
| 122.49 | 120.78   | 131.14 | 123.65                          | 139.50           | 167.28                       | 109.24                       | 2                    |
| 123.31 | 120.90   | 135.93 | 125.12                          | 140.00           | 167.48                       | 109.37                       | 3                    |
| 123.15 | 120.68   | 136.13 | 125.14                          | 140.51           | 162.53                       | 109.75                       | 4                    |
| 122.30 | 119.90   | 134.88 | 124.11                          | 140.73           | 156.91                       | 109.86                       | 5                    |
| 121.12 | 119.49   | 129.35 | 121.62                          | 140.63           | 157.17                       | 110.00                       | 6                    |
| 120.50 | 119.49   | 125.20 | 120.15                          | 140.44           | 157.84                       | 110.22                       | 7                    |
| 121.66 | 120.39   | 127.80 | 121.59                          | 140.48           | 163.19                       | 110.42                       | 8                    |
| 122.55 | 121.07   | 129.90 | 122.77                          | 140.15           | 168.31                       | 110.28                       | 9                    |
| 123.19 | 121.10   | 133.93 | 123.94                          | 139.57           | 169.60                       | 110.32                       | 10                   |
| 122.16 | 120.61   | 129.91 | 122.34                          | 139.07           | 167.06                       | 110.25                       | 11                   |
| 121.93 | 120.51   | 128.89 | 122.01                          | 138.88           | 165.36                       | 110.46                       | 12                   |
| 122.69 | 120.99   | 131.24 | 122.85                          | 139.71           | 166.53                       | 111.00                       | 1. 2024              |
| 123.19 | 121.38   | 132.36 | 123.56                          | 140.24           | 166.91                       | 111.22                       | 2                    |
| 123.50 | 121.72   | 132.60 | 124.11                          | 140.32           | 167.28                       | 111.28                       | 3                    |
| 124.73 | 122.28   | 137.55 | 126.22                          | 140.63           | 167.77                       | 111.62                       | 4                    |
| 124.88 | 122.44   | 137.63 | 126.48                          | 140.98           | 167.11                       | 111.71                       | 5                    |
| 125.15 | 122.52   | 138.89 | 127.12                          | 140.95           | 165.74                       | 111.82                       | 6                    |
| 125.45 | 122.82   | 139.29 | 127.37                          | 140.44           | 167.69                       | 112.08                       | 7                    |
| 124.45 | 122.11   | 136.65 | 125.78                          | 139.87           | 166.05                       | 111.91                       | 8                    |
| 123.45 | 121.40   | 133.99 | 124.55                          | 139.91           | 161.95                       | 111.64                       | 9                    |
| 123.86 | 121.68   | 135.12 | 124.97                          | 139.80           | 163.64                       | 111.86                       | 10                   |
| 124.56 | 122.06   | 137.65 | 125.52                          | 139.56           | 169.59                       | 111.96                       | 11                   |
| 125.19 | 122.39   | 139.91 | 126.32                          | 139.69           | 171.84                       | 112.11                       | 12                   |

Note: 1) This month's index is provisional and will be confirmed when the next month's index is announced.

2) Since 2010, KOSTAT has revised weights on an annual basis. The table shows weights revised in 2024.

Source: The Bank of Korea.

8. 국내공급물가지수(계속) <sup>1)</sup>

2020=100

|                   | 최 종 재    |        |        | Final goods and services |                   |                           |                               |                |
|-------------------|----------|--------|--------|--------------------------|-------------------|---------------------------|-------------------------------|----------------|
|                   | 국 내      | 수 입    |        | 자본재                      | 소비재               | 내구재                       | 비내구재                          | 서 비 스          |
|                   |          |        |        |                          |                   |                           |                               |                |
|                   | Domestic | Import |        | Capital equipment        | Consumption goods | Durable consumption goods | Non-durable consumption goods | Final services |
| 가중치 <sup>2)</sup> | 292.56   | 244.34 | 48.22  | 68.69                    | 94.14             | 33.23                     | 60.90                         | 129.73         |
| 2009              | 90.33    | 86.69  | 112.28 | 99.41                    | 94.57             | 116.69                    | 88.01                         | -              |
| 2010              | 92.13    | 90.03  | 105.36 | 96.54                    | 98.26             | 115.05                    | 92.67                         | 83.81          |
| 2011              | 95.01    | 93.34  | 104.93 | 98.56                    | 102.33            | 113.61                    | 98.15                         | 85.93          |
| 2012              | 96.46    | 95.12  | 104.21 | 99.30                    | 103.65            | 111.90                    | 100.28                        | 87.73          |
| 2013              | 95.83    | 95.06  | 99.68  | 97.12                    | 101.93            | 108.77                    | 99.03                         | 88.86          |
| 2014              | 96.50    | 96.37  | 96.61  | 95.61                    | 102.45            | 107.83                    | 100.08                        | 90.82          |
| 2015              | 96.40    | 96.06  | 97.82  | 96.38                    | 100.31            | 105.69                    | 97.95                         | 92.44          |
| 2016              | 96.98    | 96.49  | 99.29  | 97.82                    | 99.48             | 103.75                    | 97.54                         | 94.09          |
| 2017              | 97.75    | 97.90  | 96.58  | 96.80                    | 100.38            | 102.60                    | 99.27                         | 95.52          |
| 2018              | 98.50    | 99.03  | 95.24  | 96.57                    | 100.62            | 101.03                    | 100.43                        | 97.26          |
| 2019              | 99.49    | 99.49  | 99.38  | 98.90                    | 100.80            | 101.20                    | 100.61                        | 98.52          |
| 2020              | 100.00   | 100.00 | 100.00 | 100.00                   | 100.00            | 100.00                    | 100.00                        | 100.00         |
| 2021              | 102.41   | 102.89 | 99.79  | 100.83                   | 103.18            | 99.49                     | 105.00                        | 102.39         |
| 2022              | 108.76   | 108.70 | 108.91 | 107.94                   | 112.18            | 101.97                    | 117.23                        | 105.95         |
| 2023              | 111.25   | 112.13 | 106.58 | 109.30                   | 114.50            | 100.70                    | 121.61                        | 109.29         |
| 2024              | 114.29   | 114.93 | 110.71 | 112.05                   | 117.62            | 101.66                    | 126.13                        | 112.40         |
| 2022. 11          | 110.07   | 109.92 | 110.72 | 110.11                   | 113.62            | 101.51                    | 119.60                        | 106.82         |
| 12                | 109.29   | 109.88 | 105.94 | 108.40                   | 112.07            | 100.11                    | 117.98                        | 107.09         |
| 2023. 1           | 109.50   | 110.72 | 103.15 | 107.49                   | 112.46            | 99.93                     | 118.75                        | 107.74         |
| 2                 | 110.22   | 111.10 | 105.52 | 108.47                   | 113.21            | 101.02                    | 119.27                        | 108.33         |
| 3                 | 110.73   | 111.24 | 107.76 | 109.49                   | 113.72            | 101.49                    | 119.77                        | 108.57         |
| 4                 | 111.05   | 111.50 | 108.39 | 110.00                   | 113.77            | 101.24                    | 120.04                        | 108.96         |
| 5                 | 111.18   | 111.61 | 108.62 | 110.10                   | 113.96            | 101.24                    | 120.36                        | 109.07         |
| 6                 | 110.83   | 111.73 | 106.00 | 108.99                   | 113.54            | 100.31                    | 120.27                        | 109.17         |
| 7                 | 110.99   | 112.24 | 104.53 | 108.61                   | 113.85            | 100.09                    | 120.95                        | 109.53         |
| 8                 | 112.02   | 113.01 | 106.79 | 109.47                   | 116.04            | 101.13                    | 123.86                        | 109.83         |
| 9                 | 112.31   | 113.26 | 107.20 | 109.64                   | 116.89            | 100.69                    | 125.57                        | 109.77         |
| 10                | 112.40   | 113.04 | 108.82 | 110.41                   | 116.19            | 101.17                    | 124.10                        | 110.08         |
| 11                | 111.71   | 112.82 | 105.87 | 109.31                   | 114.75            | 99.85                     | 122.60                        | 110.11         |
| 12                | 112.11   | 113.23 | 106.27 | 109.56                   | 115.59            | 100.22                    | 123.74                        | 110.29         |
| 2024. 1           | 113.13   | 114.01 | 108.46 | 110.50                   | 117.22            | 101.27                    | 125.73                        | 110.93         |
| 2                 | 113.48   | 114.28 | 109.10 | 110.77                   | 117.77            | 101.68                    | 126.38                        | 111.16         |
| 3                 | 113.49   | 114.36 | 108.85 | 110.72                   | 117.83            | 101.31                    | 126.70                        | 111.19         |
| 4                 | 114.05   | 114.45 | 111.60 | 112.12                   | 118.20            | 101.95                    | 126.91                        | 111.43         |
| 5                 | 114.13   | 114.74 | 110.74 | 111.83                   | 117.06            | 101.38                    | 125.39                        | 112.54         |
| 6                 | 114.24   | 114.67 | 111.72 | 112.58                   | 116.72            | 101.66                    | 124.66                        | 112.63         |
| 7                 | 114.48   | 114.96 | 111.65 | 112.87                   | 116.80            | 102.20                    | 124.41                        | 112.94         |
| 8                 | 114.60   | 115.53 | 109.64 | 111.95                   | 117.57            | 101.50                    | 126.15                        | 113.17         |
| 9                 | 114.62   | 115.87 | 108.16 | 111.48                   | 118.34            | 100.56                    | 128.07                        | 112.94         |
| 10                | 114.72   | 115.47 | 110.64 | 112.42                   | 117.58            | 101.54                    | 126.13                        | 113.19         |
| 11                | 114.89   | 115.23 | 112.71 | 113.13                   | 117.51            | 101.85                    | 125.82                        | 113.22         |
| 12                | 115.64   | 115.61 | 115.30 | 114.21                   | 118.78            | 102.96                    | 127.17                        | 113.46         |

# 8. Domestic Supply Price Index (Cont'd) <sup>1)</sup>

2020=100

| 생 산 재 (원재료 + 중간재) |          |        | Raw & intermediate materials(raw + intermediate) |                  |                    |                                    | Weight <sup>2)</sup> |
|-------------------|----------|--------|--|------------------|--------------------|------------------------------------|----------------------|
|                   | 국 내      | 수 입    | 제조용재료  | 건설용재료            | 연료, 동력             | 기 타                                |                      |
|                   | Domestic | Import | For manufacturing                                | For construction | For fuels & energy | Other raw & intermediate materials |                      |
| 707.44            | 542.08   | 165.35 | 364.15   | 49.73            | 76.72              | 216.84                             |                      |
| 102.74            | 97.23    | 120.60 | 108.48   | 94.74            | 99.98              | 88.54                              | 2009                 |
| 108.94            | 102.12   | 129.87 | 115.21   | 98.20            | 111.33             | 88.85                              | 2010                 |
| 119.28            | 110.00   | 148.29 | 129.12   | 104.79           | 130.57             | 91.91                              | 2011                 |
| 117.37            | 108.22   | 146.11 | 127.07   | 105.41           | 137.91             | 93.46                              | 2012                 |
| 112.47            | 105.62   | 134.63 | 119.84   | 102.17           | 133.41             | 92.95                              | 2013                 |
| 108.88            | 104.02   | 124.98 | 114.24   | 99.93            | 129.97             | 93.58                              | 2014                 |
| 98.76             | 97.78    | 102.25 | 100.93   | 95.93            | 105.78             | 94.04                              | 2015                 |
| 94.49             | 94.73    | 93.97  | 95.51  | 93.85            | 93.60              | 94.42                              | 2016                 |
| 99.99             | 99.06    | 103.38 | 101.91   | 98.67            | 106.11             | 95.95                              | 2017                 |
| 104.11            | 101.28   | 113.94 | 107.04   | 101.35           | 115.15             | 97.47                              | 2018                 |
| 103.94            | 101.05   | 113.97 | 105.84   | 101.28           | 115.58             | 98.77                              | 2019                 |
| 100.00            | 100.00   | 100.00 | 100.00   | 100.00           | 100.00             | 100.00                             | 2020                 |
| 112.08            | 108.48   | 123.76 | 116.33   | 119.01           | 115.16             | 103.33                             | 2021                 |
| 130.21            | 119.24   | 167.56 | 137.66   | 137.16           | 171.61             | 108.02                             | 2022                 |
| 127.67            | 120.25   | 151.40 | 131.41   | 139.76           | 167.70             | 110.37                             | 2023                 |
| 129.69            | 121.84   | 154.99 | 134.09   | 140.01           | 167.42             | 112.26                             | 2024                 |
| 131.75            | 120.85   | 168.80 | 137.05   | 138.63           | 188.69             | 109.22                             | 11. 2022             |
| 128.85            | 120.09   | 157.98 | 132.66   | 137.89           | 180.54             | 109.24                             | 12                   |
| 127.02            | 120.32   | 147.87 | 129.37   | 138.90           | 177.02             | 109.36                             | 1. 2023              |
| 127.90            | 120.46   | 151.66 | 131.53   | 139.34           | 173.41             | 109.55                             | 2                    |
| 129.13            | 120.58   | 157.41 | 133.72   | 139.83           | 174.24             | 109.68                             | 3                    |
| 128.62            | 120.33   | 155.86 | 133.35   | 140.34           | 168.88             | 109.91                             | 4                    |
| 128.21            | 119.65   | 156.56 | 133.06   | 140.57           | 164.53             | 110.12                             | 5                    |
| 125.90            | 119.20   | 146.76 | 128.96   | 140.47           | 161.57             | 110.12                             | 6                    |
| 125.16            | 119.33   | 142.58 | 127.37   | 140.28           | 160.12             | 110.68                             | 7                    |
| 127.02            | 120.41   | 147.49 | 129.86   | 140.32           | 164.47             | 111.39                             | 8                    |
| 128.37            | 121.07   | 151.60 | 132.20   | 139.99           | 167.41             | 111.27                             | 9                    |
| 129.48            | 120.93   | 157.73 | 134.68   | 139.41           | 167.99             | 110.87                             | 10                   |
| 127.90            | 120.37   | 152.07 | 132.12   | 138.91           | 166.08             | 110.53                             | 11                   |
| 127.37            | 120.40   | 149.23 | 130.70   | 138.72           | 166.62             | 110.93                             | 12                   |
| 127.89            | 120.98   | 149.53 | 130.87   | 139.55           | 167.90             | 111.73                             | 1. 2024              |
| 128.54            | 121.36   | 151.17 | 131.77   | 140.08           | 168.62             | 112.02                             | 2                    |
| 128.94            | 121.74   | 151.63 | 132.46   | 140.16           | 168.44             | 112.16                             | 3                    |
| 130.48            | 122.18   | 157.57 | 135.20   | 140.47           | 169.62             | 112.33                             | 4                    |
| 130.90            | 122.19   | 159.59 | 136.50   | 140.81           | 167.37             | 112.11                             | 5                    |
| 130.87            | 122.19   | 159.50 | 136.69   | 140.79           | 166.44             | 112.03                             | 6                    |
| 131.11            | 122.54   | 159.29 | 136.75   | 140.27           | 167.82             | 112.37                             | 7                    |
| 130.13            | 122.00   | 156.56 | 134.95   | 139.70           | 166.20             | 112.65                             | 8                    |
| 128.63            | 121.51   | 151.05 | 132.52   | 139.75           | 162.15             | 112.77                             | 9                    |
| 128.68            | 121.47   | 151.48 | 132.70   | 139.64           | 163.95             | 112.29                             | 10                   |
| 129.61            | 121.72   | 155.06 | 133.90   | 139.40           | 168.84             | 112.08                             | 11                   |
| 130.44            | 122.16   | 157.50 | 134.76   | 139.52           | 171.70             | 112.52                             | 12                   |

9. 수출입 물가지수 <sup>1)</sup>

※ 이 지수는 수출입물가 변동이 국내물가에 미치는 영향을 파악하기 위한 지수임. 조사대상 품목은 수출 210개, 수입 237개 품목이며, 조사가격은 수출입계약시 원화기준으로 환산한 지수(수출 F.O.B, 수입 C.I.F)임.

2020 = 100

|                  | 총지수       | 농림수산물  | 광산물             | 공 산 품                        |   |                          |  |        |
|------------------|-----------|--|-----------------|------------------------------|---|--------------------------|--|--------|
|                  |           |  |                 | 음 식 료 품                      | 섬유 및 가죽<br>제품                           | 목재 및 종이<br>제품            | 석탄 및 석유<br>제품                            |        |
|                  | All items | Agricultural,<br>forestry & marine<br>products | Mining products | Food products &<br>beverages | Fiber products<br>& leather<br>products | Wood & paper<br>products | Coal products<br>& petroleum<br>products |        |
| 수 출              |           |  |                 |                              |   |                          |  |        |
| 가중치              | 1,000.0   | 3.6  | -               | 996.4                        | 13.6                                    | 18.3                     | 7.0                                      | 118.7  |
| 2022             | 133.31    | 119.39   | -               | 133.38                       | 110.36                                  | 122.14                   | 151.47                                   | 278.31 |
| 2023             | 122.37    | 107.64   | -               | 122.45                       | 114.54                                  | 119.21                   | 152.19                                   | 236.80 |
| 2024             | 129.91    | 105.15   | -               | 130.02                       | 121.68                                  | 122.90                   | 143.67                                   | 231.14 |
| 2023. 12         | 120.84    | 106.63   | -               | 120.91                       | 114.90                                  | 117.58                   | 143.37                                   | 225.02 |
| 2024. 1          | 124.59    | 107.11   | -               | 124.67                       | 116.62                                  | 119.07                   | 143.20                                   | 233.57 |
| 2                | 126.54    | 106.91   | -               | 126.64                       | 118.88                                  | 120.58                   | 143.48                                   | 242.01 |
| 3                | 126.94    | 103.70   | -               | 127.05                       | 118.96                                  | 121.18                   | 145.31                                   | 241.13 |
| 4                | 132.55    | 101.17   | -               | 132.69                       | 122.30                                  | 123.61                   | 148.86                                   | 252.74 |
| 5                | 131.78    | 102.58   | -               | 131.91                       | 121.21                                  | 123.40                   | 146.35                                   | 237.89 |
| 6                | 132.88    | 103.70   | -               | 133.00                       | 122.15                                  | 124.61                   | 142.47                                   | 240.61 |
| 7                | 133.88    | 103.92   | -               | 134.02                       | 122.43                                  | 124.66                   | 140.13                                   | 242.37 |
| 8                | 130.08    | 103.19   | -               | 130.21                       | 122.45                                  | 121.80                   | 139.27                                   | 221.60 |
| 9                | 126.77    | 103.42   | -               | 126.88                       | 121.56                                  | 120.27                   | 137.82                                   | 204.27 |
| 10               | 128.54    | 107.41   | -               | 128.64                       | 122.53                                  | 122.42                   | 142.15                                   | 213.61 |
| 11               | 130.57    | 107.89   | -               | 130.68                       | 124.20                                  | 124.89                   | 145.43                                   | 218.54 |
| 12 <sup>P)</sup> | 133.75    | 110.77   | -               | 133.86                       | 126.87                                  | 128.35                   | 149.61                                   | 225.29 |
| 수 입              |           |  |                 |                              |   |                          |  |        |
| 가중치              | 1,000.0   | 42.3   | 286.7           | 671.0                        | 41.3                                    | 38.4                     | 13.8                                     | 63.2   |
| 2022             | 148.10    | 136.16   | 223.85          | 126.45                       | 142.51                                  | 113.09                   | 149.18                                   | 217.32 |
| 2023             | 136.04    | 123.74   | 191.41          | 120.32                       | 144.97                                  | 111.63                   | 128.03                                   | 182.51 |
| 2024             | 139.57    | 130.70   | 191.41          | 124.63                       | 151.59                                  | 114.23                   | 133.18                                   | 195.02 |
| 2023. 12         | 132.89    | 122.79   | 180.41          | 119.28                       | 145.22                                  | 111.21                   | 126.72                                   | 183.53 |
| 2024. 1          | 136.27    | 125.12   | 188.17          | 121.46                       | 149.40                                  | 112.81                   | 128.61                                   | 190.63 |
| 2                | 137.63    | 125.91   | 192.23          | 122.11                       | 149.46                                  | 111.88                   | 128.60                                   | 193.40 |
| 3                | 138.31    | 125.95   | 194.01          | 122.49                       | 149.05                                  | 112.24                   | 129.86                                   | 197.17 |
| 4                | 143.57    | 131.09   | 204.69          | 126.21                       | 151.45                                  | 114.89                   | 135.22                                   | 204.64 |
| 5                | 141.77    | 130.02   | 197.71          | 125.82                       | 150.67                                  | 113.42                   | 136.08                                   | 197.74 |
| 6                | 142.64    | 132.43   | 198.63          | 126.58                       | 151.68                                  | 114.23                   | 138.86                                   | 198.76 |
| 7                | 143.28    | 132.99   | 199.84          | 127.07                       | 154.63                                  | 114.51                   | 136.86                                   | 200.45 |
| 8                | 138.23    | 129.60   | 185.12          | 124.68                       | 150.07                                  | 114.42                   | 132.02                                   | 192.10 |
| 9                | 134.67    | 130.62   | 176.69          | 122.24                       | 148.87                                  | 112.89                   | 129.46                                   | 183.64 |
| 10               | 137.55    | 131.63   | 184.65          | 123.79                       | 152.02                                  | 114.65                   | 131.52                                   | 190.63 |
| 11               | 138.80    | 134.33   | 184.92          | 125.21                       | 154.21                                  | 115.94                   | 133.65                                   | 193.83 |
| 12 <sup>P)</sup> | 142.14    | 138.76   | 190.30          | 127.88                       | 157.51                                  | 118.91                   | 137.43                                   | 197.26 |

주: 1) 2010년 이후 가중치는 매년 변경되며, 2024년 적용되는 가중치를 표기하였음  
자료: 한국은행 경제통계국 물가통계팀

## 9. Export and Import Price Indexes <sup>1)</sup>

※ The export and import price indexes are primarily compiled to measure the influence of export and import prices on domestic prices.  
The number of selected commodities is 210 items for export and 237 for imports. All prices are on a contract base and the terms of delivery are defined principally as F.O.B. for exports and C.I.F for imports.

2020=100

| Manufacturing products |                                     |                         |                                 |   |                         |                          |                        |                                    | Weight           |
|------------------------|-------------------------------------|-------------------------|---------------------------------|---|-------------------------|--------------------------|------------------------|------------------------------------|------------------|
| 화학제품                   | 비금속광물<br>제품                         | 제1차<br>금속제품             | 금속가공<br>제품                      | 컴퓨터, 전자<br>및 광학기기<br>Computers,<br>electronic &<br>optical<br>equipment | 전기장비                    | 기계 및 장비                  | 운송장비                   | 기타제조업<br>제품                        |                  |
| Chemical<br>products   | Non-metallic<br>mineral<br>products | Basic metal<br>products | Fabricated<br>metal<br>products |   | Electrical<br>equipment | Machinery &<br>equipment | Transport<br>equipment | Other<br>manufacturing<br>products |                  |
| Export                 |                                     |                         |                                 |   |                         |                          |                        |                                    |                  |
| 196.2                  | 7.5                                 | 94.0                    | 16.5                            | 229.7   | 60.2                    | 102.7                    | 127.5                  | 4.5                                |                  |
| 152.15                 | 118.46                              | 161.72                  | 139.52                          | 104.93  | 117.22                  | 110.97                   | 110.61                 | 118.73                             | 2022             |
| 136.65                 | 123.12                              | 146.47                  | 142.82                          | 85.55   | 121.92                  | 115.09                   | 114.79                 | 124.13                             | 2023             |
| 140.28                 | 124.22                              | 147.06                  | 149.70                          | 101.98  | 128.57                  | 119.96                   | 121.25                 | 130.47                             | 2024             |
| 131.28                 | 120.15                              | 141.73                  | 142.79                          | 87.46   | 121.46                  | 115.88                   | 115.24                 | 123.60                             | 12. 2023         |
| 133.93                 | 121.78                              | 143.86                  | 145.02                          | 93.54   | 124.33                  | 117.50                   | 116.59                 | 125.45                             | 1. 2024          |
| 136.41                 | 122.36                              | 144.27                  | 145.47                          | 95.46   | 124.11                  | 118.01                   | 118.13                 | 126.23                             | 2                |
| 138.00                 | 122.22                              | 142.62                  | 145.36                          | 96.39   | 123.86                  | 118.08                   | 118.12                 | 126.13                             | 3                |
| 142.91                 | 125.39                              | 148.94                  | 149.89                          | 103.90  | 128.89                  | 119.99                   | 120.92                 | 131.15                             | 4                |
| 142.61                 | 125.32                              | 151.89                  | 150.24                          | 103.86  | 128.25                  | 119.87                   | 121.56                 | 130.92                             | 5                |
| 144.51                 | 126.58                              | 150.40                  | 151.31                          | 104.88  | 129.57                  | 120.97                   | 122.49                 | 132.50                             | 6                |
| 144.83                 | 125.16                              | 149.21                  | 152.31                          | 107.05  | 130.63                  | 121.49                   | 123.42                 | 132.82                             | 7                |
| 141.18                 | 122.78                              | 144.49                  | 149.79                          | 104.75  | 129.62                  | 119.44                   | 121.26                 | 130.01                             | 8                |
| 136.45                 | 121.54                              | 143.22                  | 148.00                          | 102.41  | 128.43                  | 118.08                   | 119.72                 | 128.16                             | 9                |
| 138.04                 | 123.59                              | 146.44                  | 149.56                          | 102.47  | 129.37                  | 119.61                   | 121.52                 | 130.67                             | 10               |
| 140.22                 | 125.35                              | 147.95                  | 152.57                          | 103.63  | 131.21                  | 121.85                   | 123.95                 | 133.77                             | 11               |
| 144.24                 | 128.57                              | 151.40                  | 156.85                          | 105.39  | 134.58                  | 124.68                   | 127.26                 | 137.79                             | 12 <sup>p)</sup> |
| Import                 |                                     |                         |                                 |   |                         |                          |                        |                                    |                  |
| 113.4                  | 11.9                                | 81.5                    | 8.6                             | 146.5   | 37.0                    | 67.2                     | 35.4                   | 12.8                               |                  |
| 133.13                 | 126.79                              | 157.59                  | 118.45                          | 105.52  | 110.60                  | 103.79                   | 100.56                 | 107.04                             | 2022             |
| 123.00                 | 127.34                              | 147.36                  | 113.13                          | 101.65  | 110.78                  | 105.27                   | 101.91                 | 109.95                             | 2023             |
| 123.70                 | 126.39                              | 149.51                  | 113.59                          | 110.22  | 111.13                  | 108.13                   | 102.28                 | 114.21                             | 2024             |
| 119.11                 | 123.77                              | 142.42                  | 110.96                          | 103.27  | 108.13                  | 104.48                   | 101.88                 | 111.49                             | 12. 2023         |
| 120.19                 | 125.58                              | 143.00                  | 111.15                          | 106.52  | 109.16                  | 105.78                   | 102.61                 | 114.29                             | 1. 2024          |
| 121.68                 | 126.33                              | 143.72                  | 111.56                          | 107.64  | 109.29                  | 105.45                   | 101.62                 | 113.37                             | 2                |
| 122.02                 | 125.52                              | 144.16                  | 111.45                          | 107.98  | 109.09                  | 105.58                   | 100.93                 | 113.37                             | 3                |
| 124.68                 | 128.23                              | 153.26                  | 113.93                          | 112.11  | 110.66                  | 107.54                   | 101.29                 | 114.86                             | 4                |
| 124.11                 | 127.98                              | 156.45                  | 113.72                          | 112.08  | 110.26                  | 107.26                   | 101.27                 | 114.69                             | 5                |
| 125.80                 | 127.04                              | 155.68                  | 114.80                          | 112.83  | 110.84                  | 107.99                   | 101.54                 | 115.27                             | 6                |
| 126.30                 | 127.45                              | 153.24                  | 114.63                          | 113.59  | 111.68                  | 108.88                   | 102.92                 | 114.41                             | 7                |
| 124.45                 | 124.74                              | 147.35                  | 113.26                          | 111.45  | 110.81                  | 109.35                   | 102.87                 | 113.49                             | 8                |
| 121.89                 | 122.46                              | 145.10                  | 111.70                          | 108.10  | 109.65                  | 108.78                   | 102.71                 | 112.48                             | 9                |
| 122.89                 | 124.09                              | 148.52                  | 113.26                          | 108.54  | 111.61                  | 108.78                   | 102.82                 | 113.36                             | 10               |
| 123.61                 | 127.16                              | 150.21                  | 115.18                          | 109.89  | 113.80                  | 109.78                   | 103.02                 | 114.14                             | 11               |
| 126.78                 | 130.07                              | 153.37                  | 118.44                          | 111.93  | 116.72                  | 112.37                   | 103.79                 | 116.73                             | 12 <sup>p)</sup> |

Note: 1) Since 2010, KOSTAT has revised weights on an annual basis. The table shows weights revised in 2024.

Source: The Bank of Korea.

10. 특수분류별 수출입물가지수 <sup>1)</sup>

2020 = 100

|                  | 총 지수      | 식료품    | 식료품이외           | 에너지    | 에너지이외            | IT                       | IT이외         | 식료품에너지         | 식료품에너지이외                 |
|------------------|-----------|--------|-----------------|--------|------------------|--------------------------|--------------|----------------|--------------------------|
|                  | All items | Foods  | Excluding foods | Energy | Excluding energy | Informational technology | Excluding IT | Foods & energy | Excluding foods & energy |
| 수 출              |           |        |                 |        |                  |                          |              |                |                          |
| 가중치              | 1,000.0   | 14.9   | 985.1           | 93.9   | 906.1            | 226.0                    | 774.0        | 108.8          | 891.2                    |
| 2022             | 133.31    | 113.58 | 133.60          | 295.62 | 124.54           | 105.42                   | 144.20       | 255.24         | 124.70                   |
| 2023             | 122.37    | 113.46 | 122.49          | 244.94 | 115.77           | 85.70                    | 136.69       | 216.09         | 115.78                   |
| 2024             | 129.91    | 118.33 | 130.06          | 236.04 | 124.15           | 102.44                   | 140.08       | 210.49         | 124.21                   |
| 2023. 12         | 120.84    | 113.54 | 120.93          | 229.90 | 114.95           | 87.66                    | 133.70       | 204.59         | 114.94                   |
| 2024. 1          | 124.59    | 114.82 | 124.72          | 240.41 | 118.34           | 93.84                    | 136.31       | 212.98         | 118.37                   |
| 2                | 126.54    | 116.69 | 126.67          | 250.52 | 119.87           | 95.79                    | 138.23       | 221.20         | 119.89                   |
| 3                | 126.94    | 115.95 | 127.09          | 247.76 | 120.42           | 96.78                    | 138.37       | 218.91         | 120.47                   |
| 4                | 132.55    | 117.81 | 132.76          | 260.13 | 125.67           | 104.42                   | 142.98       | 228.87         | 125.78                   |
| 5                | 131.78    | 117.22 | 131.98          | 241.42 | 125.84           | 104.39                   | 141.90       | 214.35         | 125.95                   |
| 6                | 132.88    | 118.15 | 133.08          | 245.42 | 126.78           | 105.40                   | 142.99       | 217.64         | 126.88                   |
| 7                | 133.88    | 118.41 | 134.10          | 248.68 | 127.66           | 107.59                   | 143.46       | 220.22         | 127.78                   |
| 8                | 130.08    | 118.64 | 130.24          | 224.61 | 124.93           | 105.26                   | 139.09       | 201.79         | 125.00                   |
| 9                | 126.77    | 118.17 | 126.88          | 203.97 | 122.53           | 102.88                   | 135.40       | 185.81         | 122.56                   |
| 10               | 128.54    | 119.71 | 128.65          | 216.17 | 123.74           | 102.94                   | 137.90       | 195.57         | 123.77                   |
| 11               | 130.57    | 120.90 | 130.70          | 223.19 | 125.51           | 104.11                   | 140.28       | 201.26         | 125.55                   |
| 12 <sup>p)</sup> | 133.75    | 123.50 | 133.88          | 230.24 | 128.48           | 105.84                   | 144.05       | 207.31         | 128.53                   |
| 수 입              |           |        |                 |        |                  |                          |              |                |                          |
| 가중치              | 1,000.0   | 73.9   | 926.1           | 281.4  | 718.6            | 132.7                    | 867.3        | 355.3          | 644.7                    |
| 2022             | 148.10    | 138.45 | 148.84          | 239.71 | 124.94           | 105.96                   | 155.84       | 214.18         | 123.65                   |
| 2023             | 136.04    | 133.81 | 136.19          | 203.44 | 118.89           | 101.53                   | 142.35       | 186.16         | 117.46                   |
| 2024             | 139.57    | 141.78 | 139.37          | 203.01 | 123.35           | 110.49                   | 144.75       | 188.04         | 121.58                   |
| 2023. 12         | 132.89    | 133.70 | 132.80          | 191.55 | 117.86           | 103.27                   | 138.21       | 177.40         | 116.35                   |
| 2024. 1          | 136.27    | 137.36 | 136.16          | 199.84 | 120.03           | 106.66                   | 141.57       | 184.50         | 118.37                   |
| 2                | 137.63    | 137.86 | 137.59          | 205.97 | 120.24           | 107.80                   | 142.98       | 189.13         | 118.56                   |
| 3                | 138.31    | 137.56 | 138.34          | 207.93 | 120.59           | 108.23                   | 143.68       | 190.47         | 118.98                   |
| 4                | 143.57    | 141.47 | 143.72          | 220.13 | 124.17           | 112.64                   | 149.11       | 200.52         | 122.52                   |
| 5                | 141.77    | 140.39 | 141.84          | 209.27 | 124.54           | 112.60                   | 146.94       | 192.25         | 123.04                   |
| 6                | 142.64    | 142.22 | 142.65          | 209.13 | 125.66           | 113.34                   | 147.84       | 192.64         | 124.09                   |
| 7                | 143.28    | 144.20 | 143.18          | 211.38 | 125.91           | 114.12                   | 148.45       | 194.84         | 124.16                   |
| 8                | 138.23    | 140.52 | 138.03          | 196.22 | 123.33           | 111.82                   | 142.87       | 182.72         | 121.69                   |
| 9                | 134.67    | 140.60 | 134.18          | 186.17 | 121.36           | 108.16                   | 139.34       | 175.36         | 119.50                   |
| 10               | 137.55    | 143.17 | 137.09          | 194.06 | 123.02           | 108.57                   | 142.73       | 181.85         | 121.09                   |
| 11               | 138.80    | 145.89 | 138.20          | 195.13 | 124.30           | 109.96                   | 143.93       | 183.40         | 122.20                   |
| 12 <sup>p)</sup> | 142.14    | 150.13 | 141.47          | 200.84 | 127.03           | 112.01                   | 147.51       | 188.75         | 124.80                   |

주: 1) 2010년 이후 가중치는 매년 변경되며, 2024년 적용되는 가중치를 표기하였음

자료: 한국은행 경제통계국 물가통계팀

# 10. Export and Import Price Indexes by Special Groups <sup>1)</sup>

2020=100

| 무역형태별                  |                        |   |  |  |   |   |                                       |   |   | By SITC  |  |
|------------------------|------------------------|---|--|--|---|---|---------------------------------------|---|---|----------|--|
| 식품 및<br>산 동물           | 음료및담배                  | 비식용원재료<br>(연료제외)                                | 광물성연료<br>윤활유 및<br>관련물질                                 | 동식물성유지<br>및 왁스                                   | 화학물 및<br>관련제품                                 | 제조별제조<br>제품   | 기계및운수<br>장비                           | 기타제조제품                                    | 달리분류되지<br>않은상품 및<br>취급물                         |          |  |
| Food & live<br>animals | Beverages &<br>tobacco | Inedible raw<br>materials<br>excluding<br>fuels | Mineral fuels,<br>lubricants &<br>related<br>materials | Animal &<br>vegetable<br>oils, fats and<br>waxes | Chemicals &<br>related<br>products,<br>n.e.c. | Manufactured<br>goods<br>classified by<br>materials | Machinery &<br>transport<br>equipment | Miscellaneous<br>manufactured<br>articles | Commodities<br>& transactions<br>not classified |          |  |
| Export                 |                        |   |  |  |   |   |                                       |   |   |          |  |
| 14.9                   | 2.3                    | 2.0   | 118.7  | -  | 196.2   | 135.9   | 495.9                                 | 32.6                                      | 1.5   | Weight   |  |
| 113.58                 | 106.83                 | 187.56  | 278.30   | -  | 152.14  | 151.32  | 109.02                                | 115.67                                    | 110.78  | 2022     |  |
| 113.46                 | 111.87                 | 185.49  | 236.80   | -  | 136.65  | 141.28  | 101.72                                | 117.77                                    | 121.55  | 2023     |  |
| 118.33                 | 117.74                 | 164.37  | 231.14   | -  | 140.28  | 142.49  | 113.43                                | 123.94                                    | 156.06  | 2024     |  |
| 113.54                 | 111.73                 | 148.81  | 225.02   | -  | 131.28  | 137.69  | 102.96                                | 117.23                                    | 126.82  | 12. 2023 |  |
| 114.82                 | 114.30                 | 158.35  | 233.57   | -  | 133.93  | 139.51  | 107.04                                | 120.06                                    | 128.99  | 1. 2024  |  |
| 116.69                 | 115.00                 | 158.88  | 242.01   | -  | 136.41  | 140.10  | 108.50                                | 120.49                                    | 129.67  | 2        |  |
| 115.95                 | 114.91                 | 160.76  | 241.13   | -  | 138.00  | 139.04  | 108.98                                | 120.47                                    | 137.54  | 3        |  |
| 117.81                 | 118.12                 | 160.55  | 252.74   | -  | 142.91  | 144.30  | 114.41                                | 124.64                                    | 152.96  | 4        |  |
| 117.22                 | 117.92                 | 171.10  | 237.89   | -  | 142.61  | 146.01  | 114.45                                | 124.58                                    | 153.74  | 5        |  |
| 118.15                 | 119.19                 | 175.76  | 240.61   | -  | 144.51  | 145.13  | 115.52                                | 125.47                                    | 153.69  | 6        |  |
| 118.41                 | 119.47                 | 170.27  | 242.37   | -  | 144.83  | 144.24  | 117.12                                | 125.73                                    | 158.53  | 7        |  |
| 118.64                 | 116.95                 | 159.44  | 221.60   | -  | 141.18  | 140.32  | 114.94                                | 124.08                                    | 159.97  | 8        |  |
| 118.17                 | 115.27                 | 158.57  | 204.27   | -  | 136.45  | 138.87  | 112.99                                | 122.96                                    | 164.02  | 9        |  |
| 119.71                 | 117.54                 | 164.06  | 213.61   | -  | 138.04  | 141.63  | 113.76                                | 124.36                                    | 175.20  | 10       |  |
| 120.90                 | 120.33                 | 166.35  | 218.54   | -  | 140.22  | 143.56  | 115.49                                | 126.02                                    | 176.93  | 11       |  |
| 123.50                 | 123.88                 | 168.33  | 225.29   | -  | 144.24  | 147.15  | 117.99                                | 128.41                                    | 181.42  | 12 p)    |  |
| Import                 |                        |   |  |  |   |   |                                       |   |   |          |  |
| 72.0                   | 3.9                    | 53.2  | 314.2  | 3.7  | 113.4   | 113.5   | 249.1                                 | 76.3                                      | 0.7   | Weight   |  |
| 138.12                 | 109.15                 | 140.32  | 237.79   | 189.07   | 133.13  | 146.52  | 104.74                                | 107.38                                    | 110.70  | 2022     |  |
| 134.08                 | 113.51                 | 126.50  | 201.22   | 155.75   | 123.01  | 137.46  | 102.89                                | 109.28                                    | 121.08  | 2023     |  |
| 141.67                 | 123.58                 | 132.83  | 202.61   | 138.37   | 123.71  | 138.52  | 108.29                                | 113.50                                    | 152.42  | 2024     |  |
| 134.32                 | 115.16                 | 126.01  | 190.95   | 139.99   | 119.12  | 133.13  | 103.23                                | 109.59                                    | 125.12  | 12. 2023 |  |
| 137.46                 | 120.78                 | 130.00  | 199.10   | 141.29   | 120.20  | 133.98  | 105.53                                | 111.18                                    | 127.11  | 1. 2024  |  |
| 137.95                 | 120.78                 | 125.96  | 204.76   | 137.54   | 121.69  | 133.96  | 105.91                                | 111.44                                    | 127.38  | 2        |  |
| 137.56                 | 121.06                 | 126.12  | 207.26   | 139.44   | 122.03  | 134.38  | 106.03                                | 111.50                                    | 133.59  | 3        |  |
| 142.08                 | 123.13                 | 128.00  | 218.96   | 135.16   | 124.69  | 141.54  | 108.98                                | 113.52                                    | 145.65  | 4        |  |
| 141.05                 | 123.57                 | 137.31  | 208.38   | 134.07   | 124.12  | 143.27  | 108.84                                | 113.21                                    | 150.41  | 5        |  |
| 142.50                 | 124.66                 | 142.72  | 208.36   | 137.25   | 125.81  | 142.90  | 109.52                                | 113.93                                    | 150.41  | 6        |  |
| 144.35                 | 125.47                 | 138.35  | 210.85   | 138.38   | 126.31  | 141.28  | 110.59                                | 113.68                                    | 155.19  | 7        |  |
| 140.36                 | 123.72                 | 129.90  | 196.64   | 135.01   | 124.46  | 136.51  | 109.43                                | 113.47                                    | 156.54  | 8        |  |
| 140.50                 | 123.01                 | 128.44  | 186.63   | 135.06   | 121.90  | 134.93  | 107.24                                | 112.45                                    | 160.57  | 9        |  |
| 142.38                 | 124.12                 | 134.34  | 194.33   | 139.70   | 122.90  | 137.92  | 107.62                                | 113.77                                    | 171.48  | 10       |  |
| 144.78                 | 125.29                 | 134.62  | 195.36   | 142.48   | 123.62  | 139.24  | 108.84                                | 115.72                                    | 173.05  | 11       |  |
| 149.01                 | 127.34                 | 138.25  | 200.63   | 145.10   | 126.79  | 142.37  | 110.94                                | 118.16                                    | 177.71  | 12 p)    |  |

Note: 1) Since 2010, KOSTAT has revised weights on an annual basis. The table shows weights revised in 2024.

Source: The Bank of Korea.

## 11. 농가 판매 및 구입가격지수

2020=100

|          | 농가판매가격지수<br>Price index of commodities received by farmer |        |       |                     |            |        |                    |                     |
|----------|---|--------|-------|---------------------|------------|--------|--------------------|---------------------|
|          | 총 지 수   | 곡 물    |       | 청 과 물               |            |        | 축 산 물              | 기 타 농 산 물           |
|          |   |        | 미     | 곡                   |            | 채 소    |                    |                     |
|          | All commodities   | Grains | Rice  | Fruits & vegetables | Vegetables | Fruits | Livestock products | Other farm products |
| 2019     | 93.2  | 96.0   | 95.2  | 87.6                | 85.7       | 89.9   | 95.7               | 100.1               |
| 2020     | 100.0   | 100.0  | 100.0 | 100.0               | 100.0      | 100.0  | 100.0              | 100.0               |
| 2021     | 110.6   | 107.9  | 108.1 | 105.3               | 106.8      | 102.8  | 115.0              | 116.3               |
| 2022     | 107.7   | 93.5   | 90.3  | 108.4               | 113.4      | 99.6   | 109.5              | 125.1               |
| 2023     | 108.7   | 95.4   | 89.9  | 120.2               | 123.9      | 113.7  | 101.8              | 122.3               |
| 2024     | 115.7   | 96.2   | 92.4  | 138.9               | 132.6      | 149.9  | 103.5              | 123.2               |
| 2018.4/4 | 93.3  | 95.2   | 93.3  | 87.5                | 99.2       | 73.0   | 97.0               | 98.7                |
| 2019.1/4 | 95.4  | 100.9  | 94.4  | 91.3                | 93.7       | 88.3   | 93.4               | 105.4               |
| 2/4      | 92.4  | 101.0  | 95.0  | 82.3                | 71.7       | 95.5   | 96.2               | 97.6                |
| 3/4      | 86.7  | 88.2   | 94.0  | 76.9                | 80.1       | 73.1   | 95.7               | 89.6                |
| 4/4      | 92.3  | 94.9   | 98.1  | 83.5                | 100.8      | 61.9   | 97.3               | 102.2               |
| 2020.1/4 | 95.9  | 104.0  | 109.3 | 88.8                | 95.8       | 76.5   | 95.8               | 104.6               |
| 2/4      | 97.3  | 100.0  | 96.6  | 93.2                | 80.8       | 114.9  | 100.6              | 92.7                |
| 3/4      | 104.7   | 97.1   | 95.4  | 113.5               | 117.8      | 106.0  | 101.9              | 101.2               |
| 4/4      | 102.2   | 101.0  | 101.9 | 103.0               | 117.5      | 77.6   | 101.7              | 103.3               |
| 2021.1/4 | 117.4   | 114.5  | 114.3 | 128.6               | 148.9      | 93.1   | 108.6              | 120.0               |
| 2/4      | 112.6   | 112.7  | 110.2 | 106.5               | 93.7       | 128.9  | 118.2              | 110.8               |
| 3/4      | 111.5   | 103.3  | 109.3 | 107.1               | 106.9      | 107.3  | 119.9              | 109.7               |
| 4/4      | 105.0   | 99.6   | 101.2 | 94.1                | 104.7      | 75.7   | 113.1              | 119.6               |
| 2022.1/4 | 107.9   | 104.8  | 106.4 | 102.9               | 110.5      | 89.6   | 106.6              | 135.0               |
| 2/4      | 110.5   | 95.5   | 87.2  | 112.0               | 112.2      | 111.8  | 113.5              | 122.5               |
| 3/4      | 112.6   | 88.4   | 82.7  | 125.0               | 133.5      | 110.1  | 110.2              | 126.4               |
| 4/4      | 102.4   | 89.6   | 88.5  | 100.3               | 117.0      | 71.3   | 107.6              | 113.0               |
| 2023.1/4 | 104.6   | 85.8   | 81.8  | 112.4               | 130.8      | 80.3   | 98.1               | 139.5               |
| 2/4      | 106.4   | 99.9   | 87.0  | 112.2               | 107.4      | 120.7  | 102.7              | 114.0               |
| 3/4      | 112.3   | 100.4  | 95.7  | 130.9               | 126.0      | 139.3  | 101.3              | 116.2               |
| 4/4      | 112.1   | 94.8   | 94.4  | 128.5               | 137.2      | 113.4  | 105.3              | 117.2               |
| 2024.1/4 | 124.5   | 94.6   | 90.5  | 164.5               | 162.7      | 167.8  | 100.6              | 140.9               |
| 2/4      | 115.4   | 102.7  | 94.5  | 138.1               | 121.8      | 166.4  | 102.0              | 116.8               |
| 3/4      | 113.6   | 92.2   | 90.5  | 134.9               | 134.6      | 135.4  | 104.9              | 117.4               |
| 4/4      | 113.2   | 91.7   | 92.6  | 131.3               | 145.0      | 107.6  | 106.9              | 117.8               |

자료: 통계청 사회통계국 농어업동향과



## 11. Price Indexes of Commodities Received and Paid by Farmers

2020=100

| 농가구입가격지수        |                 | Price index of commodities paid by farmer |                      |             |                            |          |
|-----------------|-----------------|---|----------------------|-------------|----------------------------|----------|
| 총지수             | 가계용품            | 재료비                                       | 노무비                  | 경비          | 자산구입비                      |          |
| All commodities | Household goods | Material cost                             | Farm wages & charges | Expenditure | Visible assets expenditure |          |
| 98.1            | 98.9            | 93.9                                      | 96.3                 | 103.2       | 99.3                       | 2019     |
| 100.0           | 100.0           | 100.0                                     | 100.0                | 100.0       | 100.0                      | 2020     |
| 105.0           | 102.5           | 108.4                                     | 108.9                | 107.3       | 103.4                      | 2021     |
| 120.1           | 107.4           | 145.8                                     | 122.9                | 133.1       | 99.1                       | 2022     |
| 120.4           | 111.2           | 141.4                                     | 132.1                | 127.3       | 98.2                       | 2023     |
| 120.1           | 114.0           | 132.5                                     | 135.8                | 129.3       | 98.6                       | 2024     |
| 97.5            | 98.9            | 91.0                                      | 94.2                 | 104.3       | 99.0                       | 4/4.2018 |
| 97.2            | 98.7            | 91.7                                      | 94.6                 | 100.8       | 100.4                      | 1/4.2019 |
| 98.4            | 99.0            | 94.7                                      | 96.2                 | 103.0       | 99.4                       | 2/4      |
| 98.3            | 98.9            | 94.7                                      | 97.1                 | 103.1       | 99.4                       | 3/4      |
| 98.7            | 99.2            | 94.7                                      | 97.3                 | 105.9       | 98.1                       | 4/4      |
| 100.0           | 99.8            | 98.2                                      | 97.1                 | 106.8       | 98.0                       | 1/4.2020 |
| 99.3            | 99.5            | 99.6                                      | 99.4                 | 97.0        | 101.0                      | 2/4      |
| 100.5           | 100.4           | 101.1                                     | 100.4                | 99.4        | 101.3                      | 3/4      |
| 100.1           | 100.3           | 101.1                                     | 103.1                | 96.8        | 99.8                       | 4/4      |
| 102.0           | 101.7           | 102.2                                     | 102.8                | 101.2       | 103.3                      | 1/4.2021 |
| 103.8           | 102.1           | 105.4                                     | 108.1                | 104.9       | 104.0                      | 2/4      |
| 106.5           | 102.8           | 112.2                                     | 111.2                | 108.6       | 105.4                      | 3/4      |
| 107.8           | 103.6           | 113.9                                     | 113.4                | 114.7       | 101.1                      | 4/4      |
| 115.1           | 105.2           | 137.6                                     | 113.8                | 121.7       | 98.6                       | 1/4.2022 |
| 120.2           | 107.2           | 143.7                                     | 122.4                | 137.0       | 100.8                      | 2/4      |
| 122.7           | 108.5           | 149.2                                     | 127.1                | 140.4       | 99.8                       | 3/4      |
| 122.5           | 108.7           | 152.8                                     | 128.4                | 133.2       | 97.3                       | 4/4      |
| 119.9           | 109.9           | 144.8                                     | 129.4                | 124.6       | 95.7                       | 1/4.2023 |
| 119.5           | 110.5           | 140.8                                     | 132.4                | 124.4       | 97.6                       | 2/4      |
| 120.6           | 111.8           | 140.9                                     | 133.0                | 125.7       | 99.5                       | 3/4      |
| 121.7           | 112.6           | 139.1                                     | 133.5                | 134.3       | 99.7                       | 4/4      |
| 120.5           | 113.7           | 134.9                                     | 133.8                | 129.8       | 98.4                       | 1/4.2024 |
| 120.6           | 113.8           | 132.8                                     | 136.1                | 132.6       | 99.4                       | 2/4      |
| 120.3           | 114.2           | 131.4                                     | 136.3                | 131.1       | 99.6                       | 3/4      |
| 119.2           | 114.4           | 130.8                                     | 136.9                | 123.8       | 98.4                       | 4/4      |

Source: Statistics Korea.

## 12. 주요 분류별 농가 구입가격지수

2020=100

|          | 총 지 수<br><br>All commodities | 가 계 용 품                          |                        |                                  |                  |                       |               |                        |                       |  |
|----------|------------------------------|----------------------------------|------------------------|----------------------------------|------------------|-----------------------|---------------|------------------------|-----------------------|--|
|          |                              | 식료품 · 비주류음료                      | 빵 및 곡물                 | 육 류                              | 어류및수산            | 우유 · 치즈 및 계란          | 식용유지          | 과 일                    | 채소 및 해조               | 과자 · 빙과류 및 당류                                  |
|          |                              | Food and non-alcoholic beverages | Bread and cereals      | Meat                             | Fish and seafood | Milk, cheese and eggs | Oils and fats | Fruit                  | Vegetables & seaweeds | Sugar, jam, honey, chocolate and confectionery |
| 2021     | 105.0                        | 106.1                            | 106.3                  | 108.4                            | 101.5            | 111.4                 | 107.2         | 111.2                  | 104.7                 | 100.8  |
| 2022     | 120.1                        | 112.2                            | 110.6                  | 116.7                            | 105.4            | 114.5                 | 134.2         | 118.8                  | 110.0                 | 108.4  |
| 2023     | 120.4                        | 118.0                            | 116.9                  | 115.9                            | 111.9            | 122.9                 | 151.1         | 130.1                  | 114.4                 | 117.9  |
| 2024     | 120.1                        | 122.8                            | 118.4                  | 116.5                            | 112.4            | 126.8                 | 160.7         | 153.3                  | 124.3                 | 119.9  |
| 2021.1/4 | 102.0                        | 105.1                            | 104.3                  | 102.4                            | 102.0            | 108.5                 | 104.0         | 110.6                  | 113.9                 | 99.7   |
| 2/4      | 103.8                        | 105.4                            | 106.3                  | 106.1                            | 101.8            | 112.2                 | 106.7         | 112.5                  | 101.3                 | 99.9   |
| 3/4      | 106.5                        | 106.5                            | 107.0                  | 111.1                            | 100.4            | 113.1                 | 105.7         | 111.8                  | 101.4                 | 101.1  |
| 4/4      | 107.8                        | 107.4                            | 107.5                  | 113.9                            | 101.9            | 111.8                 | 112.2         | 110.1                  | 102.4                 | 102.6  |
| 2022.1/4 | 115.1                        | 109.4                            | 108.5                  | 112.2                            | 103.3            | 111.5                 | 121.4         | 120.8                  | 106.2                 | 103.8  |
| 2/4      | 120.2                        | 111.2                            | 109.8                  | 118.4                            | 105.0            | 113.9                 | 130.0         | 120.2                  | 99.8                  | 108.2  |
| 3/4      | 122.7                        | 114.7                            | 110.6                  | 119.0                            | 104.5            | 114.2                 | 140.6         | 121.4                  | 125.9                 | 108.9  |
| 4/4      | 122.5                        | 113.6                            | 113.6                  | 117.0                            | 109.1            | 118.2                 | 144.6         | 112.8                  | 108.2                 | 112.8  |
| 2023.1/4 | 119.9                        | 115.7                            | 115.2                  | 113.6                            | 111.7            | 120.9                 | 149.8         | 118.5                  | 115.4                 | 115.1  |
| 2/4      | 119.5                        | 115.8                            | 116.1                  | 116.0                            | 112.3            | 121.5                 | 148.0         | 119.9                  | 105.5                 | 118.5  |
| 3/4      | 120.6                        | 119.7                            | 117.2                  | 117.1                            | 111.0            | 122.0                 | 150.0         | 138.9                  | 119.8                 | 118.7  |
| 4/4      | 121.7                        | 120.9                            | 119.4                  | 116.9                            | 112.5            | 127.3                 | 156.7         | 143.0                  | 116.9                 | 119.3  |
| 2024.1/4 | 120.5                        | 123.4                            | 118.7                  | 114.2                            | 113.7            | 126.9                 | 153.9         | 162.9                  | 127.1                 | 119.4  |
| 2/4      | 120.6                        | 121.7                            | 117.9                  | 114.7                            | 111.8            | 126.5                 | 160.2         | 164.6                  | 112.2                 | 119.6  |
| 3/4      | 120.3                        | 123.1                            | 117.8                  | 118.2                            | 111.1            | 126.8                 | 159.6         | 153.0                  | 125.7                 | 120.1  |
| 4/4      | 119.2                        | 122.9                            | 119.4                  | 119.0                            | 113.1            | 127.1                 | 168.9         | 132.7                  | 132.1                 | 120.6  |
|          | 가 계 용 품                      |                                  |                        |                                  | 제 료 비            |                       |               |                        |                       |  |
|          | Household goods              |                                  |                        |                                  |                  |                       |               |                        |                       |  |
|          | 오락 및 문화                      | 교육                               | 음식 및 숙박                | 기타상품 및 서비스                       | Material cost    | 종자종묘                  | 비료비           | 농약비                    | 사료비                   | 영농자재비  |
|          | Recreation and culture       | Education                        | Restaurants and hotels | Miscellaneous goods and services |                  | Seeds                 | Fertilizers   | Agricultural chemicals | Feeds                 | Agricultural material                          |
| 2021     | 100.4                        | 100.8                            | 102.7                  | 102.0                            | 108.4            | 101.6                 | 107.5         | 101.6                  | 111.2                 | 110.1  |
| 2022     | 103.2                        | 102.1                            | 110.6                  | 108.4                            | 145.8            | 109.1                 | 249.6         | 109.5                  | 135.3                 | 141.8  |
| 2023     | 106.2                        | 104.1                            | 117.4                  | 115.1                            | 141.4            | 107.2                 | 194.7         | 122.7                  | 138.4                 | 145.6  |
| 2024     | 107.4                        | 105.9                            | 121.1                  | 120.0                            | 132.5            | 114.0                 | 160.2         | 126.8                  | 129.4                 | 141.1  |
| 2021.1/4 | 99.9                         | 100.4                            | 101.1                  | 101.4                            | 102.2            | 98.7                  | 100.9         | 101.6                  | 103.3                 | 101.9  |
| 2/4      | 100.2                        | 100.9                            | 102.1                  | 102.2                            | 105.4            | 100.9                 | 100.9         | 101.6                  | 108.7                 | 101.9  |
| 3/4      | 100.8                        | 101.0                            | 103.2                  | 102.2                            | 112.2            | 103.5                 | 114.0         | 101.6                  | 114.9                 | 118.4  |
| 4/4      | 100.5                        | 101.0                            | 104.5                  | 102.3                            | 113.9            | 103.3                 | 114.0         | 101.6                  | 118.0                 | 118.4  |
| 2022.1/4 | 101.7                        | 101.5                            | 107.1                  | 105.8                            | 137.6            | 105.8                 | 251.1         | 109.5                  | 121.2                 | 139.9  |
| 2/4      | 102.7                        | 102.1                            | 109.6                  | 107.5                            | 143.7            | 110.3                 | 251.1         | 109.5                  | 131.0                 | 140.0  |
| 3/4      | 104.2                        | 102.5                            | 112.2                  | 109.4                            | 149.2            | 110.3                 | 248.1         | 109.5                  | 141.1                 | 143.8  |
| 4/4      | 104.3                        | 102.5                            | 113.5                  | 110.8                            | 152.8            | 109.9                 | 248.1         | 109.5                  | 147.7                 | 143.8  |
| 2023.1/4 | 105.7                        | 103.5                            | 115.3                  | 113.6                            | 144.8            | 105.4                 | 211.4         | 122.5                  | 140.7                 | 145.8  |
| 2/4      | 106.2                        | 104.3                            | 117.2                  | 115.0                            | 140.8            | 105.4                 | 189.2         | 122.5                  | 139.1                 | 145.9  |
| 3/4      | 106.6                        | 104.4                            | 118.2                  | 115.8                            | 140.9            | 109.1                 | 189.2         | 123.1                  | 138.4                 | 145.9  |
| 4/4      | 106.5                        | 104.4                            | 118.8                  | 115.8                            | 139.1            | 108.8                 | 189.2         | 122.5                  | 135.4                 | 145.0  |
| 2024.1/4 | 107.1                        | 105.0                            | 119.8                  | 119.1                            | 134.9            | 114.2                 | 166.3         | 126.9                  | 132.2                 | 141.1  |
| 2/4      | 107.6                        | 105.7                            | 120.8                  | 120.1                            | 132.8            | 114.2                 | 158.1         | 126.7                  | 130.5                 | 141.1  |
| 3/4      | 107.7                        | 106.3                            | 121.5                  | 120.1                            | 131.4            | 113.8                 | 158.1         | 126.7                  | 128.1                 | 141.1  |
| 4/4      | 107.4                        | 106.5                            | 122.2                  | 120.9                            | 130.8            | 113.8                 | 158.1         | 126.7                  | 127.0                 | 141.1  |

자료: 통계청 사회통계국 농어업동향과

## 12. Price Indexes of Commodities Paid by Farmers (By Classification)

2020=100

| Household goods         |                          |   |                                       |                          |  |   |             |  |               |                         |
|-------------------------|--------------------------|---|---------------------------------------|--------------------------|--|---|-------------|--|---------------|-------------------------|
| 기타식료품                   | 커피·차 및<br>코코아            | 생수·청량음<br>료·과일주스<br>및 채소주스                                    | 주류및담배                                 | 의류및신발                    | 주택·수도·<br>전기및연료                                      | 가정용품 및<br>가사서비스   | 보건          | 교통   | 통신            |                         |
| Food products<br>n.e.c  | Coffee, tea<br>and cocoa | Mineral waters, soft<br>drinks, fruit and<br>vegetable juices | Alcoholic<br>beverages and<br>tobacco | Clothing<br>and footwear | Housing,<br>water,<br>electricity and<br>other fuels | Furnishings,<br>household<br>equipment &<br>routine<br>household<br>maintenance | Health      | Transport  | Communication |                         |
| 104.8                   | 101.1                    | 102.8   | 100.4                                 | 100.6                    | 101.6  | 101.8   | 99.9        | 106.4  | 99.1          | 2021                    |
| 110.1                   | 108.8                    | 108.0   | 102.6                                 | 103.7                    | 107.2  | 106.7   | 100.8       | 116.8  | 100.0         | 2022                    |
| 116.0                   | 120.7                    | 114.0   | 103.5                                 | 110.8                    | 112.8  | 112.6   | 102.4       | 112.9  | 100.9         | 2023                    |
| 118.1                   | 124.3                    | 114.0   | 104.3                                 | 114.2                    | 114.7  | 114.8   | 104.3       | 114.4  | 101.2         | 2024                    |
| 104.3                   | 100.2                    | 102.5   | 100.1                                 | 100.2                    | 100.8  | 100.7   | 100.3       | 102.8  | 99.3          | 1/4.2021                |
| 105.3                   | 100.1                    | 102.2   | 100.4                                 | 100.3                    | 101.4  | 100.7   | 99.9        | 105.0  | 99.0          | 2/4                     |
| 105.0                   | 101.2                    | 102.0   | 100.7                                 | 100.4                    | 101.2  | 102.3   | 99.8        | 107.6  | 98.9          | 3/4                     |
| 104.7                   | 103.0                    | 104.6   | 100.5                                 | 101.3                    | 103.1  | 103.7   | 99.7        | 110.2  | 99.2          | 4/4                     |
| 106.7                   | 106.4                    | 106.4   | 101.4                                 | 102.0                    | 104.3  | 104.5   | 100.7       | 112.5  | 99.6          | 1/4.2022                |
| 108.8                   | 109.6                    | 108.1   | 102.9                                 | 102.9                    | 106.3  | 106.5   | 100.6       | 120.9  | 99.8          | 2/4                     |
| 110.4                   | 108.8                    | 108.2   | 103.1                                 | 103.6                    | 107.4  | 107.5   | 100.7       | 118.9  | 100.0         | 3/4                     |
| 114.5                   | 110.6                    | 109.2   | 103.0                                 | 106.3                    | 110.7  | 108.4   | 101.1       | 114.7  | 100.7         | 4/4                     |
| 115.6                   | 118.9                    | 112.7   | 103.2                                 | 108.0                    | 112.2  | 110.9   | 102.3       | 111.6  | 100.7         | 1/4.2023                |
| 115.4                   | 120.7                    | 114.1   | 103.3                                 | 110.5                    | 112.8  | 112.5   | 102.2       | 111.1  | 100.7         | 2/4                     |
| 116.1                   | 121.1                    | 114.2   | 103.4                                 | 111.7                    | 112.5  | 113.3   | 102.6       | 113.5  | 100.8         | 3/4                     |
| 116.7                   | 122.1                    | 115.0   | 104.4                                 | 112.9                    | 113.8  | 113.8   | 102.7       | 115.2  | 101.2         | 4/4                     |
| 116.8                   | 121.9                    | 113.8   | 104.3                                 | 113.4                    | 114.2  | 114.1   | 104.1       | 113.4  | 101.2         | 1/4.2024                |
| 116.9                   | 122.0                    | 112.8   | 104.3                                 | 113.9                    | 114.5  | 114.4   | 104.3       | 115.1  | 101.2         | 2/4                     |
| 118.3                   | 125.3                    | 113.8   | 104.3                                 | 114.2                    | 114.4  | 115.2   | 104.4       | 115.4  | 101.3         | 3/4                     |
| 120.5                   | 127.9                    | 115.8   | 104.4                                 | 115.1                    | 115.8  | 115.4   | 104.5       | 113.8  | 101.3         | 4/4                     |
| 노 무 비                   | 경 비                      |   |                                       |                          |  | 자 산 구 입 비   |             |  |               |                         |
|                         | 영 농 광 열 비                | 임 차 료   | 농작업위탁비                                | 판 매 자 재 비                | 가 계 구 입 비  | 가 축 구 입 비   |             |  |               |                         |
| Farm wages &<br>charges |                          |   |                                       |                          |  |   | Expenditure | Agricultural<br>lighting and<br>heating<br>expenditure | Rent          | Farm work<br>commission |
| 108.9                   | 107.3                    | 127.1   | 101.8                                 | 95.3                     | 98.4   | 103.4   | 99.5        | 113.2  | 2021          |                         |
| 122.9                   | 133.1                    | 201.7   | 103.8                                 | 95.2                     | 121.9  | 99.1  | 99.6        | 98.0   | 2022          |                         |
| 132.1                   | 127.3                    | 173.7   | 111.1                                 | 94.6                     | 126.1  | 98.2  | 100.4       | 92.5   | 2023          |                         |
| 135.8                   | 129.3                    | 170.4   | 123.7                                 | 92.9                     | 121.7  | 98.6  | 101.3       | 91.7   | 2024          |                         |
| 102.8                   | 101.2                    | 107.4   | 101.5                                 | 95.1                     | 98.4   | 103.3   | 99.6        | 112.4  | 1/4.2021      |                         |
| 108.1                   | 104.9                    | 118.9   | 101.8                                 | 95.4                     | 98.4   | 104.0   | 99.4        | 115.5  | 2/4           |                         |
| 111.2                   | 108.6                    | 130.9   | 102.1                                 | 95.4                     | 98.4   | 105.4   | 99.6        | 119.8  | 3/4           |                         |
| 113.4                   | 114.7                    | 151.4   | 101.9                                 | 95.2                     | 98.4   | 101.1   | 99.5        | 104.9  | 4/4           |                         |
| 113.8                   | 121.7                    | 171.0   | 102.0                                 | 95.2                     | 108.3  | 98.6  | 99.8        | 95.7   | 1/4.2022      |                         |
| 122.4                   | 137.0                    | 220.1   | 103.5                                 | 95.2                     | 108.3  | 100.8   | 98.9        | 105.6  | 2/4           |                         |
| 127.1                   | 140.4                    | 219.7   | 104.9                                 | 95.2                     | 135.5  | 99.8  | 99.4        | 100.6  | 3/4           |                         |
| 128.4                   | 133.2                    | 196.0   | 104.8                                 | 95.2                     | 135.5  | 97.3  | 100.1       | 90.4   | 4/4           |                         |
| 129.4                   | 124.6                    | 169.3   | 105.1                                 | 95.2                     | 129.9  | 95.7  | 100.3       | 84.5   | 1/4.2023      |                         |
| 132.4                   | 124.4                    | 167.8   | 105.9                                 | 95.2                     | 129.9  | 97.6  | 100.3       | 90.9   | 2/4           |                         |
| 133.0                   | 125.7                    | 174.4   | 106.5                                 | 95.2                     | 122.2  | 99.5  | 100.3       | 97.7   | 3/4           |                         |
| 133.5                   | 134.3                    | 183.5   | 126.8                                 | 92.9                     | 122.2  | 99.7  | 100.9       | 96.9   | 4/4           |                         |
| 133.8                   | 129.8                    | 168.4   | 126.9                                 | 92.9                     | 122.2  | 98.4  | 101.1       | 91.8   | 1/4.2024      |                         |
| 136.1                   | 132.6                    | 177.4   | 127.3                                 | 92.9                     | 122.2  | 99.4  | 101.1       | 95.3   | 2/4           |                         |
| 136.3                   | 131.1                    | 171.9   | 127.6                                 | 92.9                     | 122.2  | 99.6  | 101.1       | 95.9   | 3/4           |                         |
| 136.9                   | 123.8                    | 163.8   | 113.0                                 | 92.9                     | 120.3  | 98.4  | 102.0       | 89.5   | 4/4           |                         |

Source: Statistics Korea.

### 13. 주요 분류별 농가 판매가격지수

#### Price Indexes of Commodities Received by Farmers (By Classification)

2020=100

|                      | 총지수                   | 곡 물    |           |                          |                      | 청 과 물        |                    |                 |       |
|----------------------|-----------------------|--------|-----------|--------------------------|----------------------|--------------|--------------------|-----------------|-------|
|                      |                       | 미 곡    | 맥류        | 두류/잡곡                    | 서류                   | 채소           | 엽채류                | 근채류             |       |
|                      | All commodities       | Rice   | Barley    | Pulses / other cereals   | Root and tuber crops | Vegetables   | Leafy vegetables   | Root vegetables |       |
| 2021                 | 110.6                 | 108.1  | 89.6      | 114.5                    | 106.2                | 106.8        | 91.7               | 64.0            |       |
| 2022                 | 107.7                 | 90.3   | 90.1      | 102.0                    | 110.8                | 113.4        | 108.9              | 106.2           |       |
| 2023                 | 108.7                 | 89.9   | 89.8      | 108.4                    | 126.2                | 123.9        | 106.1              | 99.4            |       |
| 2024                 | 115.7                 | 92.4   | 94.8      | 109.8                    | 111.5                | 132.6        | 135.9              | 140.6           |       |
| 2021.1/4             | 117.4                 | 114.3  | 88.6      | 122.8                    | 118.3                | 148.9        | 87.0               | 62.4            |       |
| 2/4                  | 112.6                 | 110.2  | 91.1      | 131.4                    | 121.0                | 93.7         | 66.4               | 57.3            |       |
| 3/4                  | 111.5                 | 109.3  | 88.8      | 75.7                     | 93.3                 | 106.9        | 129.5              | 71.2            |       |
| 4/4                  | 105.0                 | 101.2  | 89.8      | 114.8                    | 74.9                 | 104.7        | 89.1               | 64.5            |       |
| 2022.1/4             | 107.9                 | 106.4  | 90.7      | 110.6                    | 92.1                 | 110.5        | 98.1               | 49.2            |       |
| 2/4                  | 110.5                 | 87.2   | 88.7      | 96.6                     | 161.4                | 112.2        | 86.8               | 74.5            |       |
| 3/4                  | 112.6                 | 82.7   | 90.8      | 103.5                    | 115.3                | 133.5        | 173.1              | 162.8           |       |
| 4/4                  | 102.4                 | 88.5   | 88.9      | 101.7                    | 84.9                 | 117.0        | 84.0               | 136.9           |       |
| 2023.1/4             | 104.6                 | 81.8   | 88.2      | 94.7                     | 105.5                | 130.8        | 102.3              | 94.0            |       |
| 2/4                  | 106.4                 | 87.0   | 90.7      | 112.9                    | 190.2                | 107.4        | 80.9               | 98.3            |       |
| 3/4                  | 112.3                 | 95.7   | 89.9      | 122.0                    | 118.0                | 126.0        | 152.7              | 138.7           |       |
| 4/4                  | 112.1                 | 94.4   | 90.0      | 101.2                    | 93.2                 | 137.2        | 89.4               | 72.5            |       |
| 2024.1/4             | 124.5                 | 90.5   | 90.7      | 107.5                    | 114.2                | 162.7        | 120.3              | 77.2            |       |
| 2/4                  | 115.4                 | 94.5   | 94.1      | 123.6                    | 146.6                | 121.8        | 101.1              | 129.6           |       |
| 3/4                  | 113.6                 | 90.5   | 96.8      | 99.4                     | 95.5                 | 134.6        | 202.3              | 189.4           |       |
| 4/4                  | 113.2                 | 92.6   | 95.5      | 94.1                     | 80.5                 | 145.0        | 138.2              | 162.5           |       |
|                      | Fruits and vegetables |        |           | 축산물                      | Livestock products   |              | 기타농산물              |                 |       |
|                      | 조미채소류                 | 과채류    | 과수        |                          | 가축                   | 기타축산물        | 특용작물               | 화훼              | 부산물   |
|                      |                       |        |           |                          |                      |              |                    |                 |       |
|                      |                       |        |           |                          |                      |              |                    |                 |       |
| Condiment vegetables | Fruiting vegetables   | Fruits | Livestock | Other livestock products | Special crops        | Floriculture | Secondary products |                 |       |
| 2021                 | 126.2                 | 101.0  | 102.8     | 115.0                    | 110.6                | 123.3        | 115.4              | 120.0           | 98.0  |
| 2022                 | 116.7                 | 113.1  | 99.6      | 109.5                    | 103.7                | 120.4        | 117.3              | 143.9           | 110.5 |
| 2023                 | 131.6                 | 126.6  | 113.7     | 101.8                    | 90.4                 | 123.4        | 113.4              | 142.1           | 121.8 |
| 2024                 | 120.4                 | 140.2  | 149.9     | 103.5                    | 90.9                 | 127.2        | 113.7              | 144.4           | 123.3 |
| 2021.1/4             | 221.8                 | 122.7  | 93.1      | 108.6                    | 100.7                | 123.5        | 116.1              | 131.1           | 95.1  |
| 2/4                  | 105.6                 | 97.8   | 128.9     | 118.2                    | 114.4                | 125.3        | 107.8              | 118.8           | 95.1  |
| 3/4                  | 129.4                 | 84.0   | 107.3     | 119.9                    | 115.8                | 127.7        | 117.2              | 94.6            | 95.1  |
| 4/4                  | 99.8                  | 118.0  | 75.7      | 113.1                    | 111.3                | 116.5        | 113.5              | 134.6           | 106.8 |
| 2022.1/4             | 81.5                  | 143.3  | 89.6      | 106.6                    | 101.6                | 115.9        | 124.9              | 160.2           | 106.8 |
| 2/4                  | 136.8                 | 105.6  | 111.8     | 113.5                    | 108.4                | 123.1        | 119.1              | 131.5           | 106.8 |
| 3/4                  | 139.1                 | 111.7  | 110.1     | 110.2                    | 105.1                | 119.9        | 123.9              | 134.0           | 106.8 |
| 4/4                  | 131.1                 | 116.4  | 71.3      | 107.6                    | 99.6                 | 122.7        | 97.2               | 147.3           | 121.5 |
| 2023.1/4             | 120.4                 | 152.9  | 80.3      | 98.1                     | 87.3                 | 118.3        | 123.4              | 177.2           | 121.5 |
| 2/4                  | 117.0                 | 110.5  | 120.7     | 102.7                    | 91.9                 | 123.1        | 107.9              | 126.9           | 121.5 |
| 3/4                  | 129.1                 | 112.6  | 139.3     | 101.3                    | 90.5                 | 121.6        | 115.0              | 118.3           | 121.5 |
| 4/4                  | 158.0                 | 144.5  | 113.4     | 105.3                    | 91.9                 | 130.5        | 104.4              | 145.0           | 122.9 |
| 2024.1/4             | 159.6                 | 188.5  | 167.8     | 100.6                    | 86.4                 | 127.4        | 123.5              | 181.5           | 122.9 |
| 2/4                  | 121.7                 | 128.9  | 166.4     | 102.0                    | 88.6                 | 127.4        | 114.9              | 120.6           | 122.9 |
| 3/4                  | 130.9                 | 107.3  | 135.4     | 104.9                    | 93.4                 | 126.5        | 114.9              | 122.3           | 122.9 |
| 4/4                  | 127.2                 | 159.8  | 107.6     | 106.9                    | 95.9                 | 127.7        | 102.2              | 152.0           | 124.4 |

자료: 통계청 사회통계국 농어업동향과

Source: Statistics Korea.

## XII. 국민계정

### National Accounts

1. 경제활동별 국내총생산 성장기여도  
(2020 지수기준년 연쇄가격, 원계열) ..... 271
2. 경제활동별 국내총생산 및 국민총소득  
(당해년가격, 원계열) ..... 272
3. 경제활동별 국내총생산 및 국민총소득  
(2020 지수기준년 연쇄가격, 원계열) ..... 274
4. 경제활동별 국내총생산 및 국민총소득  
(당해년가격, 계절조정) ..... 276
5. 경제활동별 국내총생산 및 국민총소득  
(2020 지수기준년 연쇄가격, 계절조정) ..... 278
6. 경제활동별 국내총생산 및 국민총소득  
(전기비, 2020 지수기준년 연쇄가격, 계절조정) ..... 280
7. 경제활동별 국내총생산(디플레이터, 지수, 원계열) ..... 282
8. 총저축과 총투자(당해년가격, 원계열) ..... 284

## 주요 용어 해설 (Explanation of Terms)

### XII-1. 국내총생산(Gross domestic product : GDP)

- 국내총생산(GDP)은 한 나라의 역 내에서 가계, 기업, 정부 등 모든 경제주체가 일정기간 동안 생산한 재화 및 서비스의 부가가치를 시장가격으로 평가하여 합산한 것으로 여기에는 비거주자가 제공한 노동, 자본 등 생산요소에 의하여 창출된 것도 포함되어 있음

### XII-1. 부가가치(Value added)

- 기업이 산업활동을 한 결과, 생산물의 원래의 가치 등에 새로 더해진 가치

### XII-2. 국민총소득(Gross national income: GNI)

- 국민총소득(GNI)은 한나라의 국민이 국내외 생산 활동에 참가한 대가로 받은 소득의 합계로서 이 지표에는 자국민(거주자)이 국외로부터 받은 소득(국외수취요소소득)은 포함되는 반면 국내 총생산 중에서 외국인(비거주자)에게 지급한 소득(국외지급요소소득)은 제외됨

### XII-2. 당해년가격(At current prices)

- 그 해 생산물에 그 해의 가격을 적용한 명목가격임. 국민소득은 각 생산물에 단위당 부가가치를 곱하여 화폐금액으로 표시한 다음 이를 합계하여 추계하고 있는데, 당해년가격의 경우 매년 가격과 생산량이 바뀌게 되어 생산물 수량과 물가의 변동이 혼합되어 나타나게 됨

### XII-7. 경제활동별 국내총생산 디플레이터(GDP by kind of economic activity deflator)

- GDP 디플레이터는 명목 GDP를 실질 GDP로 나누어 사후적으로 계산하는 값. GDP추계시에는 생산자물가지수(PPI)나 소비자물가지수(CPI) 뿐만 아니라 수출입물가지수, 임금, 환율 등 각종 가격지수가 종합적으로 이용됨. GDP 디플레이터는 국민소득에 영향을 주는 모든 물가요인을 포괄하는 종합적인 물가지수로서 GDP라는 상품의 가격수준을 나타냄. 따라서 GDP 디플레이터는 생산자물가지수나 소비자물가지수와 함께 국민경제 전체의 물가수준을 나타내는 지표로 사용됨

$$\text{GDP 디플레이터} = (\text{명목 GDP} / \text{실질 GDP}) \times 100$$

### XII-8. 국민총처분가능소득(Gross national disposable income)

- 소비율, 투자율, 저축률 등의 산정에 이용되는 지표로서 소비나 저축으로 자유로이 처분할 수 있는 총소득으로 GNI에 국외순수취경상이전을 더하여 산출하며 일반적으로 명목지표만 편제

#### XII-8. 총고정자본형성(Gross fixed capital formation)

- 회계기간중 고정자산 취득액(처분액 차감) 외에 제도단위의 생산적 활동에 의해 이루어진 유형고정자산의 가치 증가액을 포함하며 국민소득 통계상 국민총지출을 구성하는 한 항목임. 기업에서는 지속적인 생산능력을 유지하고 경쟁력을 확보하기 위해 노후설비를 새로운 설비로 대체하거나 신규사업에의 진출을 위해 공장도 짓고 기계도 구입하는데 이러한 경제활동은 당해 연도의 이익만을 위한 것이 아니고 미래의 지속적인 수입의 보장 등 장기적인 안목에서 이루어지고 있음. 이렇게 여러 회계연도에 걸쳐 생산에 이용되는 재화를 자본재라고 하며, 생산주체에 의한 자본재 구입을 총고정자본형성이라 함





# 1. 경제활동별 국내총생산 성장기여도(2020 지수기준년 연쇄가격, 원계열)<sup>1)</sup>

## Contributions to Growth in Real GDP by Kind of Economic Activity

### (At Chained 2020 Prices, Original Series)

단위: %p

In %p

|          | 국내총생산<br>(시장가격)                                  | 농림어업                                    | 광업                      | 제조업           | 전기, 가스<br>및 수도사업 <sup>2)</sup>          | 건설업          | 도소매 및<br>숙박음식업   | 운수업                           | 금융 및<br>보험업              |
|----------|--|---|-------------------------|---------------|---|--------------|--|-------------------------------|--------------------------|
|          | Gross<br>domestic<br>product at<br>market prices | Agriculture,<br>forestry and<br>fishing | Mining and<br>quarrying | Manufacturing | Electricity,<br>gas and water<br>supply | Construction | Wholesale and<br>retail trade,<br>accommodation<br>and food services | Transportation<br>and storage | Finance and<br>insurance |
| 2018     | 3.2  | 0.0                                     | 0.0                     | 0.9           | 0.0                                     | -0.1         | 0.3  | 0.2                           | 0.3                      |
| 2019     | 2.3  | 0.0                                     | 0.0                     | 0.1           | 0.1                                     | -0.1         | 0.4  | 0.1                           | 0.2                      |
| 2020     | -0.7   | -0.1                                    | 0.0                     | -0.5          | 0.1                                     | 0.0          | -0.5   | -0.5                          | 0.5                      |
| 2021     | 4.6  | 0.1                                     | 0.0                     | 1.7           | 0.0                                     | 0.0          | 0.2  | 0.3                           | 0.4                      |
| 2022     | 2.7  | 0.0                                     | 0.0                     | 0.6           | 0.1                                     | 0.0          | 0.6  | 0.5                           | 0.2                      |
| 2023     | 1.4  | 0.0                                     | 0.0                     | 0.4           | 0.0                                     | 0.2          | -0.1   | 0.5                           | 0.1                      |
| 2024     | 2.0  | 0.0                                     | 0.0                     | 1.0           | 0.1                                     | -0.1         | -0.2   | 0.3                           | 0.2                      |
| 2022.1/4 | 3.5  | 0.0                                     | 0.0                     | 1.1           | -0.1                                    | -0.1         | 0.4  | 0.3                           | 0.3                      |
| 2/4      | 3.0  | 0.0                                     | 0.0                     | 1.0           | 0.1                                     | -0.1         | 0.6  | 0.5                           | 0.2                      |
| 3/4      | 3.4  | 0.0                                     | 0.0                     | 1.1           | 0.1                                     | 0.1          | 0.8  | 0.5                           | 0.0                      |
| 4/4      | 1.1  | 0.0                                     | 0.0                     | -0.5          | 0.1                                     | 0.2          | 0.5  | 0.5                           | 0.1                      |
| 2023.1/4 | 1.1  | 0.0                                     | 0.0                     | -0.8          | -0.2                                    | 0.2          | 0.8  | 0.2                           | 0.0                      |
| 2/4      | 1.0  | 0.0                                     | 0.0                     | 0.2           | -0.1                                    | 0.2          | -0.2   | 0.5                           | 0.1                      |
| 3/4      | 1.4  | 0.0                                     | 0.0                     | 0.5           | 0.1                                     | 0.3          | -0.4   | 0.6                           | 0.2                      |
| 4/4      | 2.1  | -0.2                                    | 0.0                     | 1.8           | 0.1                                     | 0.0          | -0.6   | 0.6                           | -0.1                     |
| 2024.1/4 | 3.3  | 0.0                                     | 0.0                     | 1.6           | 0.2                                     | 0.1          | -0.2   | 0.5                           | 0.1                      |
| 2/4      | 2.3  | 0.0                                     | 0.0                     | 1.2           | 0.1                                     | 0.0          | -0.1   | 0.3                           | 0.2                      |
| 3/4      | 1.5  | 0.0                                     | 0.0                     | 0.8           | 0.0                                     | -0.3         | -0.1   | 0.3                           | 0.2                      |
| 4/4      | 1.2  | 0.1                                     | 0.0                     | 0.5           | 0.0                                     | -0.3         | -0.1   | 0.2                           | 0.3                      |

|          | 부동산업        | 정보통신업                            | 사업서비스업                 | 공공행정,<br>국방 및<br>사회보장                                       | 교육서비스업    | 의료, 보건업<br>및 사회복지<br>서비스업       | 문화 및 기타<br>서비스업                | 총부가가치<br>(기초가격)                         | 순생산물세                                  |
|----------|-------------|----------------------------------|------------------------|---|-----------|---------------------------------|--------------------------------|---|--|
|          | Real estate | Information and<br>communication | Business<br>activities | Public<br>administration,<br>defence and<br>social security | Education | Human health<br>and social work | Cultural and<br>other services | Gross value<br>added at basic<br>prices | Taxes less<br>subsidies on<br>products |
| 2018     | 0.2         | 0.2                              | 0.3                    | 0.2   | 0.1       | 0.4                             | 0.1                            | 3.1                                     | 0.1                                    |
| 2019     | 0.1         | 0.2                              | 0.3                    | 0.2   | 0.1       | 0.5                             | 0.1                            | 2.3                                     | 0.1                                    |
| 2020     | 0.3         | 0.2                              | 0.0                    | 0.2   | -0.1      | 0.1                             | -0.5                           | -0.8                                    | 0.1                                    |
| 2021     | 0.1         | 0.4                              | 0.1                    | 0.2   | 0.2       | 0.3                             | 0.1                            | 4.2                                     | 0.4                                    |
| 2022     | -0.1        | 0.1                              | 0.2                    | 0.2   | 0.1       | 0.3                             | 0.2                            | 2.9                                     | -0.2                                   |
| 2023     | 0.0         | 0.0                              | 0.1                    | 0.1   | 0.0       | 0.2                             | 0.2                            | 1.8                                     | -0.4                                   |
| 2024     | 0.2         | 0.1                              | 0.0                    | 0.1   | 0.0       | 0.2                             | 0.0                            | 1.9                                     | 0.1                                    |
| 2022.1/4 | -0.2        | 0.2                              | 0.3                    | 0.2   | 0.2       | 0.4                             | 0.1                            | 3.4                                     | 0.1                                    |
| 2/4      | -0.2        | 0.2                              | 0.3                    | 0.2   | 0.2       | 0.4                             | 0.2                            | 3.4                                     | -0.3                                   |
| 3/4      | -0.1        | 0.1                              | 0.1                    | 0.2   | 0.1       | 0.2                             | 0.3                            | 3.5                                     | -0.1                                   |
| 4/4      | 0.0         | -0.1                             | 0.1                    | 0.2   | 0.1       | 0.2                             | 0.1                            | 1.6                                     | -0.4                                   |
| 2023.1/4 | 0.0         | 0.2                              | 0.1                    | 0.2   | 0.1       | 0.3                             | 0.3                            | 1.4                                     | -0.3                                   |
| 2/4      | 0.0         | -0.1                             | 0.1                    | 0.2   | 0.1       | 0.2                             | 0.2                            | 1.4                                     | -0.4                                   |
| 3/4      | 0.0         | 0.0                              | 0.1                    | 0.1   | 0.0       | 0.2                             | 0.1                            | 1.9                                     | -0.5                                   |
| 4/4      | 0.0         | 0.1                              | 0.2                    | 0.1   | 0.0       | 0.3                             | 0.1                            | 2.2                                     | -0.1                                   |
| 2024.1/4 | 0.1         | 0.2                              | 0.1                    | 0.1   | 0.0       | 0.2                             | 0.1                            | 3.1                                     | 0.1                                    |
| 2/4      | 0.2         | 0.0                              | 0.0                    | 0.2   | 0.0       | 0.1                             | 0.1                            | 2.2                                     | 0.1                                    |
| 3/4      | 0.2         | 0.0                              | 0.0                    | 0.1   | 0.0       | 0.2                             | 0.0                            | 1.4                                     | 0.1                                    |
| 4/4      | 0.1         | 0.0                              | -0.1                   | 0.1   | 0.1       | 0.3                             | 0.0                            | 1.1                                     | 0.1                                    |

주: 1) 2023년 이후 자료는 잠정치임

Note: 1) Since 2023, figures are preliminary.

2) 하수 및 폐기물 처리, 원료 재생업을 포함

2) Waste management and remediation activities are included.

자료: 한국은행 경제통계국 국민소득총괄팀

Source: The Bank of Korea.

## 2. 경제활동별 국내총생산 및 국민총소득 <sup>1)</sup>

### (당해년가격, 원계열)

단위: 10억 원

|          | 국내총생산<br>(시장가격)                            | 농림어업                                 | 광업                   | 제조업           | 전기, 가스 및 수도사업 <sup>2)</sup>          |
|----------|--|--------------------------------------|----------------------|---------------|--------------------------------------|
|          | Gross domestic product<br>at market prices | Agriculture, forestry<br>and fishing | Mining and quarrying | Manufacturing | Electricity, gas and water<br>supply |
| 2016     | 1,833,026.6                                | 31,884.7                             | 2,223.6              | 504,320.5     | 46,710.1                             |
| 2017     | 1,934,233.9                                | 33,171.0                             | 2,214.1              | 542,209.1     | 41,815.5                             |
| 2018     | 2,006,974.5                                | 32,098.1                             | 1,997.7              | 557,281.1     | 36,799.1                             |
| 2019     | 2,040,594.3                                | 30,749.6                             | 1,883.9              | 538,108.3     | 38,151.4                             |
| 2020     | 2,058,466.5                                | 32,481.6                             | 1,737.2              | 529,030.9     | 45,605.3                             |
| 2021     | 2,221,912.9                                | 36,998.4                             | 1,843.5              | 583,209.6     | 37,579.5                             |
| 2022     | 2,323,781.5                                | 33,656.4                             | 1,807.8              | 615,749.6     | 16,493.8                             |
| 2023     | 2,401,189.4                                | 34,325.0                             | 2,261.3              | 614,873.4     | 42,538.6                             |
| 2021.4/4 | 589,685.1                                  | 11,014.8                             | 503.3                | 151,010.1     | 6,994.5                              |
| 2022.1/4 | 553,664.8                                  | 6,805.0                              | 438.9                | 150,185.1     | 4,912.6                              |
| 2/4      | 581,793.9                                  | 9,210.2                              | 485.3                | 156,947.9     | 4,751.9                              |
| 3/4      | 588,594.0                                  | 8,009.9                              | 388.2                | 158,711.3     | 2,725.7                              |
| 4/4      | 599,728.8                                  | 9,631.3                              | 495.4                | 149,905.3     | 4,103.6                              |
| 2023.1/4 | 565,099.2                                  | 6,461.7                              | 499.7                | 140,255.7     | 7,764.6                              |
| 2/4      | 592,222.8                                  | 9,090.9                              | 577.8                | 151,755.9     | 9,171.3                              |
| 3/4      | 611,097.6                                  | 8,075.1                              | 496.3                | 160,659.1     | 12,505.9                             |
| 4/4      | 632,769.8                                  | 10,697.4                             | 687.5                | 162,202.7     | 13,096.7                             |
| 2024.1/4 | 606,213.9                                  | 7,916.8                              | 552.8                | 157,480.3     | 15,480.3                             |
| 2/4      | 634,718.4                                  | 9,600.8                              | 590.9                | 174,294.8     | 14,903.4                             |
| 3/4      | 641,917.7                                  | 8,025.9                              | 443.7                | 175,971.6     | 14,461.1                             |

|          | 정보통신업                            | 사업서비스업              | 공공행정, 국방 및<br>사회보장                                    | 교육서비스업    | 의료, 보건업 및<br>사회복지서비스업           |
|----------|----------------------------------|---------------------|---|-----------|---------------------------------|
|          | Information and<br>communication | Business activities | Public administration,<br>defence and social security | Education | Human health and social<br>work |
| 2016     | 74,082.3                         | 125,101.7           | 102,529.0   | 81,864.8  | 77,669.3                        |
| 2017     | 76,899.8                         | 131,323.7           | 109,046.7   | 84,299.8  | 84,704.0                        |
| 2018     | 80,234.8                         | 141,516.6           | 116,634.8   | 87,794.4  | 92,132.7                        |
| 2019     | 84,153.0                         | 151,040.4           | 123,791.6   | 91,337.2  | 101,960.5                       |
| 2020     | 89,215.3                         | 156,652.6           | 129,850.9   | 90,436.1  | 106,034.6                       |
| 2021     | 102,319.0                        | 166,098.7           | 138,688.7   | 96,862.5  | 114,340.0                       |
| 2022     | 103,549.3                        | 177,636.8           | 149,078.6   | 101,581.8 | 123,519.0                       |
| 2023     | 106,049.4                        | 186,753.6           | 155,208.6   | 103,917.0 | 131,995.9                       |
| 2021.4/4 | 28,772.2                         | 48,395.2            | 32,363.8  | 23,551.8  | 29,967.7                        |
| 2022.1/4 | 24,109.6                         | 39,238.4            | 38,092.2  | 25,886.5  | 30,344.5                        |
| 2/4      | 25,685.0                         | 43,968.9            | 37,426.8  | 25,575.9  | 31,043.4                        |
| 3/4      | 25,262.5                         | 43,084.4            | 38,922.8  | 25,654.6  | 30,313.8                        |
| 4/4      | 28,492.3                         | 51,345.1            | 34,636.9  | 24,464.8  | 31,817.4                        |
| 2023.1/4 | 25,314.9                         | 41,680.4            | 39,911.8  | 26,601.6  | 32,570.3                        |
| 2/4      | 25,916.4                         | 46,082.1            | 39,411.5  | 25,851.4  | 32,885.1                        |
| 3/4      | 25,676.6                         | 45,305.7            | 40,128.1  | 26,588.6  | 32,396.8                        |
| 4/4      | 29,141.5                         | 53,685.4            | 35,757.2  | 24,875.4  | 34,143.7                        |
| 2024.1/4 | 26,265.6                         | 43,562.6            | 40,990.7  | 27,725.6  | 34,690.8                        |
| 2/4      | 26,546.0                         | 47,175.3            | 41,363.8  | 26,477.2  | 34,464.0                        |
| 3/4      | 26,752.7                         | 46,409.1            | 41,794.4  | 27,018.9  | 34,262.9                        |

주: 1) 2023년 이후 자료는 잠정치임

2) 하수 및 폐기물 처리, 원료 재생업을 포함

자료: 한국은행 경제통계국 국민소득총괄팀

## 2. GDP by Kind of Economic Activity and GNI <sup>1)</sup>

### (At Current Prices, Original Series)

In billion won

| 건설업          | 도소매 및 숙박음식업   | 운수업                        | 금융 및 보험업              | 부동산업        |           |
|--------------|---|----------------------------|-----------------------|-------------|-----------|
| Construction | Wholesale and retail trade, accommodation and food services | Transportation and storage | Finance and insurance | Real estate |           |
| 92,456.8     | 206,512.9   | 67,938.1                   | 88,838.8              | 134,699.8   | 2016      |
| 102,926.6    | 214,676.2   | 67,635.5                   | 96,140.1              | 141,383.8   | 2017      |
| 105,895.7    | 221,288.8   | 67,661.7                   | 103,141.0             | 148,298.4   | 2018      |
| 108,444.8    | 226,821.5   | 71,042.4                   | 103,072.5             | 153,138.6   | 2019      |
| 110,255.4    | 214,871.3   | 66,603.8                   | 110,016.4             | 161,030.1   | 2020      |
| 113,989.4    | 227,253.6   | 82,702.3                   | 124,021.2             | 162,658.9   | 2021      |
| 121,439.4    | 248,366.2   | 95,655.6                   | 136,404.4             | 158,314.6   | 2022      |
| 130,493.6    | 265,510.1   | 94,378.8                   | 138,566.4             | 160,025.3   | 2023      |
| 34,815.4     | 61,744.7  | 26,515.5                   | 31,655.6              | 39,720.0    | 4/4. 2021 |
| 22,450.9     | 58,914.0  | 24,168.7                   | 33,072.7              | 40,460.8    | 1/4. 2022 |
| 30,476.1     | 61,394.8  | 22,178.7                   | 33,742.3              | 39,781.9    | 2/4       |
| 30,793.0     | 62,668.2  | 23,354.6                   | 34,333.3              | 39,116.6    | 3/4       |
| 37,719.5     | 65,389.1  | 25,953.4                   | 35,256.1              | 38,955.3    | 4/4       |
| 24,945.4     | 66,000.8  | 23,218.0                   | 35,022.5              | 40,009.7    | 1/4. 2023 |
| 33,118.9     | 63,536.4  | 23,671.4                   | 34,994.9              | 40,061.8    | 2/4       |
| 33,863.8     | 64,672.1  | 22,783.1                   | 35,282.5              | 40,092.6    | 3/4       |
| 38,565.5     | 71,300.9  | 24,706.4                   | 33,266.5              | 39,861.3    | 4/4       |
| 26,386.9     | 66,555.1  | 23,280.6                   | 35,374.8              | 41,470.7    | 1/4. 2024 |
| 33,609.1     | 65,420.8  | 23,310.6                   | 35,031.5              | 42,069.8    | 2/4       |
| 32,549.7     | 66,445.2  | 24,677.4                   | 35,105.7              | 42,411.7    | 3/4       |

| 문화 및<br>기타서비스업                 | 총부가가치<br>(기초가격)                      | 순생산물세                               | 국외순취요소소득  | 국민총소득                 |           |
|--------------------------------|--------------------------------------|-------------------------------------|---|-----------------------|-----------|
| Cultural and other<br>services | Gross value added at<br>basic prices | Taxes less subsidies on<br>products | Net factor income from the<br>rest of the world | Gross national income |           |
| 48,497.5                       | 1,685,329.9                          | 147,696.7                           | 6,363.9   | 1,839,390.5           | 2016      |
| 49,315.5                       | 1,777,761.5                          | 156,472.4                           | 7,482.6   | 1,941,716.5           | 2017      |
| 52,865.4                       | 1,845,640.3                          | 161,334.2                           | 7,614.0   | 2,014,588.5           | 2018      |
| 55,490.8                       | 1,879,186.5                          | 161,407.8                           | 16,609.8  | 2,057,204.1           | 2019      |
| 46,954.8                       | 1,890,776.2                          | 167,690.3                           | 16,943.8  | 2,075,410.3           | 2020      |
| 49,330.9                       | 2,037,896.3                          | 184,016.7                           | 23,413.6  | 2,245,326.5           | 2021      |
| 55,348.1                       | 2,138,601.4                          | 185,180.2                           | 28,055.4  | 2,351,837.0           | 2022      |
| 62,963.6                       | 2,229,860.7                          | 171,328.7                           | 42,128.6  | 2,443,318.1           | 2023      |
| 12,401.1                       | 539,425.8                            | 50,259.3                            | 7,507.1   | 597,192.1             | 4/4. 2021 |
| 12,795.6                       | 511,875.6                            | 41,789.2                            | 4,625.7   | 558,290.5             | 1/4. 2022 |
| 12,636.4                       | 535,305.5                            | 46,488.5                            | 3,402.2   | 585,196.1             | 2/4       |
| 16,088.8                       | 539,427.6                            | 49,166.4                            | 9,136.1   | 597,730.1             | 3/4       |
| 13,827.3                       | 551,992.7                            | 47,736.2                            | 10,891.5  | 610,620.3             | 4/4       |
| 15,331.9                       | 525,589.0                            | 39,510.2                            | 15,800.0  | 580,899.2             | 1/4. 2023 |
| 14,382.9                       | 550,508.8                            | 41,714.0                            | 8,517.2   | 600,740.0             | 2/4       |
| 17,967.5                       | 566,493.8                            | 44,603.8                            | 9,964.9   | 621,062.5             | 3/4       |
| 15,281.3                       | 587,269.2                            | 45,500.6                            | 7,846.6   | 640,616.3             | 4/4       |
| 16,840.8                       | 564,574.7                            | 41,639.2                            | 8,168.3   | 614,382.2             | 1/4. 2024 |
| 15,580.1                       | 590,438.1                            | 44,280.3                            | 1,859.8   | 636,578.2             | 2/4       |
| 18,848.6                       | 595,178.6                            | 46,739.0                            | 11,053.6  | 652,971.3             | 3/4       |

Note: 1) Since 2023, figures are preliminary.

2) Waste management and remediation activities are included.

Source: The Bank of Korea.

### 3. 경제활동별 국내총생산 및 국민총소득 <sup>1)2)3)</sup> (2020 지수기준년 연쇄가격, 원계열)

단위: 10억 원

|          | 국내총생산<br>(시장가격)                            | 농림어업  | 광업                   | 제조업                             | 전기, 가스 및 수도사업 <sup>4)</sup>          |
|----------|--|---|----------------------|---------------------------------|--------------------------------------|
|          | Gross domestic product<br>at market prices | Agriculture, forestry<br>and fishing                  | Mining and quarrying | Manufacturing                   | Electricity, gas and water<br>supply |
| 2017     | 1,963,732.0                                | 34,086.7  | 2,069.4              | 519,574.2                       | 42,051.9                             |
| 2018     | 2,026,102.4                                | 33,822.7  | 1,908.8              | 537,180.9                       | 41,538.4                             |
| 2019     | 2,072,982.4                                | 34,808.6  | 1,794.5              | 539,843.1                       | 43,128.9                             |
| 2020     | 2,058,466.5                                | 32,481.6  | 1,737.2              | 529,030.9                       | 45,605.3                             |
| 2021     | 2,153,422.9                                | 33,598.5  | 1,974.8              | 563,294.8                       | 46,403.2                             |
| 2022     | 2,212,158.9                                | 33,866.3  | 1,785.3              | 577,227.8                       | 48,020.4                             |
| 2023     | 2,243,220.4                                | 32,972.5  | 1,808.5              | 587,008.9                       | 46,648.8                             |
| 2024     | 2,288,923.2                                | 33,183.1  | 1,647.0              | 610,553.9                       | 48,964.8                             |
| 2022.1/4 | 525,699.4                                  | 6,578.4   | 323.4                | 137,160.1                       | 13,008.7                             |
| 2/4      | 554,535.9                                  | 7,961.3   | 480.0                | 146,754.3                       | 12,304.0                             |
| 3/4      | 555,871.8                                  | 8,404.8   | 504.7                | 147,836.3                       | 10,813.9                             |
| 4/4      | 576,051.8                                  | 10,921.8  | 477.2                | 145,477.1                       | 11,893.9                             |
| 2023.1/4 | 531,551.9                                  | 6,367.9   | 326.6                | 133,034.2                       | 12,111.1                             |
| 2/4      | 559,956.3                                  | 8,069.9   | 468.7                | 147,949.0                       | 11,683.4                             |
| 3/4      | 563,643.3                                  | 8,491.3   | 489.8                | 150,394.6                       | 10,753.6                             |
| 4/4      | 588,068.9                                  | 10,043.4  | 523.5                | 155,631.1                       | 12,100.7                             |
| 2024.1/4 | 548,922.8                                  | 6,163.9   | 329.5                | 141,714.4                       | 13,011.8                             |
| 2/4      | 572,793.2                                  | 7,933.7   | 451.4                | 154,752.7                       | 12,128.8                             |
| 3/4      | 571,839.4                                  | 8,588.5   | 453.3                | 155,154.1                       | 11,482.8                             |
| 4/4      | 595,367.8                                  | 10,497.0  | 412.7                | 158,932.7                       | 12,341.4                             |
|          | 사업서비스업                                     | 공공행정, 국방 및<br>사회보장                                    | 교육서비스업               | 의료, 보건업 및<br>사회복지서비스업           | 문화 및<br>기타서비스업                       |
|          | Business activities                        | Public administration,<br>defence and social security | Education            | Human health and social<br>work | Cultural and other services          |
| 2017     | 144,384.7                                  | 117,515.0   | 88,424.4             | 87,350.7                        | 52,462.7                             |
| 2018     | 150,910.8                                  | 121,394.9   | 90,659.2             | 94,719.3                        | 54,447.1                             |
| 2019     | 156,315.5                                  | 126,186.1   | 91,935.7             | 104,355.6                       | 56,331.6                             |
| 2020     | 156,652.6                                  | 129,850.9   | 90,436.1             | 106,034.6                       | 46,954.8                             |
| 2021     | 159,603.6                                  | 134,868.3   | 95,484.0             | 112,370.6                       | 48,282.6                             |
| 2022     | 163,453.3                                  | 139,003.2   | 98,708.1             | 119,255.3                       | 52,244.1                             |
| 2023     | 166,386.4                                  | 142,043.4   | 99,515.9             | 124,697.3                       | 56,119.8                             |
| 2024     | 165,512.1                                  | 144,685.9   | 100,136.8            | 129,739.4                       | 56,941.3                             |
| 2022.1/4 | 36,442.1                                   | 36,639.8  | 26,707.3             | 29,060.5                        | 12,251.4                             |
| 2/4      | 40,499.1                                   | 35,447.4  | 22,942.4             | 29,971.0                        | 11,947.9                             |
| 3/4      | 39,629.0                                   | 33,084.3  | 24,683.8             | 29,218.1                        | 15,115.7                             |
| 4/4      | 46,883.0                                   | 33,831.7  | 24,374.7             | 31,005.7                        | 12,929.0                             |
| 2023.1/4 | 37,087.5                                   | 37,722.5  | 27,130.1             | 30,657.3                        | 13,972.9                             |
| 2/4      | 41,141.7                                   | 36,335.5  | 23,228.3             | 30,998.0                        | 12,873.0                             |
| 3/4      | 40,384.1                                   | 33,759.2  | 24,732.6             | 30,540.4                        | 15,821.1                             |
| 4/4      | 47,773.1                                   | 34,226.1  | 24,424.9             | 32,501.6                        | 13,452.9                             |
| 2024.1/4 | 37,475.6                                   | 38,184.2  | 27,293.7             | 31,970.3                        | 14,289.2                             |
| 2/4      | 40,934.0                                   | 37,217.4  | 23,247.5             | 31,777.0                        | 13,305.7                             |
| 3/4      | 40,218.5                                   | 34,460.3  | 24,788.1             | 31,776.7                        | 15,869.9                             |
| 4/4      | 46,884.0                                   | 34,823.9  | 24,807.4             | 34,215.4                        | 13,476.5                             |

주: 1) 2023년 이후 자료는 잠정치임

2) 연쇄가중법에 의해 추계된 실질 GDP통계는 비가법적 특성에 의해 총량(또는 상위부문) 금액과 그 구성항목 금액의 합이 일치하지 않음

3) 개별 구성항목의 연쇄금액은 구성항목 내에서의 상대적 중요도를 정확하게 반영하지 못할 수 있으므로 상대비교 시에는 주의를 요함

4) 하수 및 폐기물 처리, 원료 재생업을 포함

자료: 한국은행 경제통계국 국민소득총괄팀

### 3. GDP by Kind of Economic Activity and GNI <sup>1)2)3)</sup> (At Chained 2020 Prices, Original Series)

In billion won

| 건설업<br>Construction                                     | 도소매 및<br>숙박음식업<br>Wholesale and retail<br>trade, accommodation<br>and food services | 운수업<br>Transportation and<br>storage   | 금융 및 보험업<br>Finance and<br>insurance             | 부동산업<br>Real estate   | 정보통신업<br>Information and<br>communication        |                                |
|---|---|--|--|---|--|--------------------------------|
| 115,097.7<br>112,698.1                                  | 209,812.4<br>215,947.0  | 72,165.8<br>75,569.3   | 92,106.1<br>97,218.3                             | 147,477.3<br>152,402.8  | 77,209.0<br>81,242.5                             | 2017<br>2018                   |
| 110,743.8<br>110,255.4                                  | 224,177.1<br>214,871.3  | 77,008.3<br>66,603.8   | 100,167.6<br>110,016.4                           | 155,441.6<br>161,030.1  | 85,575.8<br>89,215.3                             | 2019<br>2020                   |
| 109,318.0<br>110,254.8                                  | 219,693.4<br>231,974.4  | 73,634.5<br>82,748.1   | 117,411.7<br>120,645.5                           | 163,741.0<br>160,447.8  | 97,513.5<br>99,786.9                             | 2021<br>2022                   |
| 113,617.9<br>110,621.0                                  | 228,939.2<br>225,657.3  | 92,818.6<br>100,657.2  | 121,705.1<br>126,001.9                           | 160,758.7<br>164,385.6  | 100,881.1<br>102,164.9                           | 2023<br>2024                   |
| 20,982.9<br>29,089.7<br>27,497.0<br>32,685.3            | 53,793.7<br>57,431.8<br>57,525.7<br>63,223.2  | 18,015.4<br>21,056.7<br>21,640.5<br>22,035.6   | 30,611.6<br>30,191.1<br>29,955.4<br>29,887.3     | 40,669.2<br>40,568.3<br>39,835.5<br>39,374.7                        | 23,996.5<br>24,640.5<br>24,428.0<br>26,721.9     | 1/4. 2022<br>2/4<br>3/4<br>4/4 |
| 22,262.6<br>30,126.5<br>28,905.4<br>32,323.3            | 57,768.9<br>56,161.9<br>55,344.6<br>59,663.7  | 19,102.2<br>23,691.1<br>24,745.0<br>25,280.4   | 30,731.5<br>30,530.4<br>30,930.7<br>29,512.5     | 40,501.4<br>40,683.6<br>40,107.2<br>39,466.4                        | 24,932.6<br>24,253.4<br>24,520.3<br>27,174.8     | 1/4. 2023<br>2/4<br>3/4<br>4/4 |
| 22,928.0<br>29,915.1<br>27,264.6<br>30,513.3            | 56,339.4<br>55,462.1<br>54,796.0<br>59,059.9  | 21,708.1<br>25,712.5<br>26,669.7<br>26,567.0   | 31,279.1<br>31,559.1<br>31,901.5<br>31,262.2     | 41,188.6<br>42,033.0<br>41,062.3<br>40,101.7                        | 25,828.0<br>24,436.9<br>24,536.0<br>27,364.0     | 1/4. 2024<br>2/4<br>3/4<br>4/4 |
| 총부가가치<br>(기초가격)<br>Gross value added<br>at basic prices | 순생산물세<br>Taxes less subsidies<br>on products  | 교역조건 변화를<br>반영한<br>실질무역손익<br>Trading gains and<br>losses from changes<br>in the terms of trade | 국내총소득<br>Gross domestic income                   | 국외순수취<br>요소소득<br>Net factor income<br>from the rest of the<br>world | 국민총소득<br>Gross national income                   |                                |
| 1,801,130.9<br>1,861,421.1                              | 162,675.0<br>164,676.8  | 48,270.7<br>25,276.6   | 2,012,002.7<br>2,051,379.0                       | 7,673.0<br>7,683.9  | 2,019,723.5<br>2,059,131.3                       | 2017<br>2018                   |
| 1,907,157.6<br>1,890,776.2                              | 165,787.9<br>167,690.3  | -17,145.8<br>0.0   | 2,055,836.6<br>2,058,466.5                       | 16,485.9<br>16,943.8  | 2,072,357.0<br>2,075,410.3                       | 2019<br>2020                   |
| 1,977,192.5<br>2,040,141.2                              | 176,230.4<br>172,134.2  | -21,620.0<br>-94,623.4   | 2,131,802.9<br>2,117,535.5                       | 22,553.7<br>25,584.2  | 2,154,356.5<br>2,143,107.5                       | 2021<br>2022                   |
| 2,079,116.3<br>2,122,174.1                              | 164,486.4<br>167,118.6  | -91,400.4<br>-53,939.1   | 2,151,819.9<br>2,234,984.1                       | 38,122.9<br>...   | 2,189,886.8<br>...                               | 2023<br>2024                   |
| 485,635.9<br>511,432.3<br>510,674.3<br>532,398.8        | 40,101.8<br>43,133.1<br>45,201.3<br>43,698.0  | -14,389.8<br>-22,126.1<br>-29,241.0<br>-28,866.5   | 511,309.6<br>532,409.8<br>526,630.8<br>547,185.3 | 4,371.6<br>3,017.7<br>8,146.2<br>10,048.7                           | 515,684.5<br>535,428.7<br>534,771.5<br>557,222.8 | 1/4. 2022<br>2/4<br>3/4<br>4/4 |
| 493,202.6<br>519,134.0<br>521,518.4<br>545,261.3        | 38,453.6<br>40,921.4<br>42,198.1<br>42,913.3  | -27,207.5<br>-27,641.4<br>-18,254.5<br>-18,297.0   | 504,344.4<br>532,314.9<br>545,388.7<br>569,771.9 | 14,497.5<br>7,781.0<br>8,899.6<br>6,944.9                           | 518,802.2<br>540,099.5<br>554,272.0<br>576,713.1 | 1/4. 2023<br>2/4<br>3/4<br>4/4 |
| 509,840.6<br>531,206.3<br>529,219.6<br>551,907.5        | 39,143.9<br>41,675.1<br>42,740.6<br>43,559.0  | -12,447.0<br>-16,195.3<br>-12,529.2<br>-12,767.6   | 536,475.8<br>556,597.8<br>559,310.1<br>582,600.3 | 7,347.0<br>1,639.9<br>9,665.0<br>...                                | 543,824.1<br>558,220.7<br>568,971.2<br>...       | 1/4. 2024<br>2/4<br>3/4<br>4/4 |

Note: 1) Since 2023, figures are preliminary.

2) An aggregate (or any intermediate aggregate) valued at chained prices is not identical with the sum of its components because of non-additivity.

3) Since each component's chained-won estimates could not represent the relative importance within their relevant components accurately, users should keep in mind the characteristic when they compare a component with others relatively.

4) Waste management and remediation activities are included.

Source: The Bank of Korea.

## 4. 경제활동별 국내총생산 및 국민총소득 <sup>1)</sup>

### (당해년가격, 계절조정)

단위: 10억 원

|           | 국내총생산<br>(시장가격)                            | 농림어업                                 | 광업  | 제조업           | 전기, 가스 및 수도사업 <sup>2)</sup>          |
|-----------|--|--------------------------------------|---|---------------|--------------------------------------|
|           | Gross domestic product<br>at market prices | Agriculture, forestry<br>and fishing | Mining and quarrying                                  | Manufacturing | Electricity, gas and<br>water supply |
| 2019. 1/4 | 503,278.6                                  | 7,875.8                              | 477.9   | 134,632.4     | 9,499.7                              |
| 2/4       | 509,921.7                                  | 7,560.1                              | 472.9   | 135,742.5     | 9,733.5                              |
| 3/4       | 511,033.6                                  | 7,351.4                              | 459.8   | 134,245.7     | 9,135.9                              |
| 4/4       | 516,360.4                                  | 7,962.3                              | 473.3   | 133,487.7     | 9,782.3                              |
| 2020. 1/4 | 509,696.2                                  | 8,093.2                              | 435.9   | 130,666.0     | 11,402.3                             |
| 2/4       | 504,022.6                                  | 7,559.9                              | 421.2   | 127,936.7     | 10,781.6                             |
| 3/4       | 518,659.7                                  | 8,606.4                              | 414.6   | 133,613.0     | 11,311.9                             |
| 4/4       | 526,088.0                                  | 8,222.0                              | 465.4   | 136,815.3     | 12,109.4                             |
| 2021. 1/4 | 537,581.9                                  | 9,222.9                              | 437.3   | 140,299.3     | 11,462.2                             |
| 2/4       | 550,938.1                                  | 9,306.7                              | 463.1   | 142,058.0     | 10,485.6                             |
| 3/4       | 561,669.0                                  | 9,291.9                              | 476.3   | 150,135.2     | 8,574.6                              |
| 4/4       | 571,723.9                                  | 9,176.9                              | 466.9   | 150,717.1     | 7,057.0                              |
| 2022. 1/4 | 577,725.8                                  | 8,618.1                              | 466.9   | 157,639.7     | 4,790.5                              |
| 2/4       | 584,092.2                                  | 8,590.7                              | 434.3   | 154,982.2     | 4,981.4                              |
| 3/4       | 580,971.1                                  | 8,413.3                              | 447.6   | 153,612.5     | 2,596.3                              |
| 4/4       | 580,992.4                                  | 8,034.2                              | 459.0   | 149,515.2     | 4,125.5                              |
| 2023. 1/4 | 589,067.0                                  | 8,216.7                              | 530.1   | 147,257.1     | 7,680.8                              |
| 2/4       | 595,239.6                                  | 8,538.6                              | 520.3   | 150,157.8     | 9,683.9                              |
| 3/4       | 603,056.6                                  | 8,568.0                              | 572.4   | 155,523.0     | 11,920.4                             |
| 4/4       | 613,826.2                                  | 9,001.8                              | 638.5   | 161,935.5     | 13,253.6                             |
| 2024. 1/4 | 632,142.2                                  | 10,106.8                             | 585.8   | 165,432.6     | 15,397.4                             |
| 2/4       | 638,253.4                                  | 9,030.6                              | 533.4   | 172,603.9     | 15,792.6                             |
| 3/4       | 633,042.3                                  | 8,523.2                              | 511.4   | 170,280.9     | 13,714.8                             |
|           | 정보통신업                                      | 사업서비스업                               | 공공행정, 국방 및<br>사회보장                                    | 교육서비스업        | 의료, 보건업 및<br>사회복지서비스업                |
|           | Information and<br>communication           | Business activities                  | Public administration,<br>defence and social security | Education     | Human health and social<br>work      |
| 2019. 1/4 | 20,751.6                                   | 36,151.7                             | 30,163.3  | 22,254.0      | 24,592.7                             |
| 2/4       | 21,025.7                                   | 37,638.5                             | 30,652.2  | 22,845.5      | 25,229.6                             |
| 3/4       | 21,010.6                                   | 38,221.8                             | 31,258.8  | 22,940.3      | 25,806.1                             |
| 4/4       | 21,365.1                                   | 39,028.4                             | 31,717.3  | 23,297.4      | 26,332.1                             |
| 2020. 1/4 | 22,170.7                                   | 38,894.2                             | 31,955.6  | 22,264.5      | 26,246.0                             |
| 2/4       | 22,156.6                                   | 38,191.1                             | 31,928.9  | 22,739.6      | 25,941.9                             |
| 3/4       | 22,084.1                                   | 39,534.6                             | 32,572.5  | 22,539.7      | 26,812.1                             |
| 4/4       | 22,803.8                                   | 40,032.6                             | 33,393.9  | 22,892.3      | 27,034.5                             |
| 2021. 1/4 | 24,771.0                                   | 40,382.3                             | 33,671.9  | 23,618.5      | 27,319.2                             |
| 2/4       | 25,640.5                                   | 41,337.0                             | 34,593.0  | 24,083.8      | 28,129.8                             |
| 3/4       | 25,817.0                                   | 41,755.0                             | 35,342.2  | 24,377.0      | 29,208.5                             |
| 4/4       | 26,090.5                                   | 42,624.3                             | 35,081.7  | 24,783.3      | 29,682.5                             |
| 2022. 1/4 | 25,396.8                                   | 43,583.8                             | 36,494.7  | 25,154.7      | 30,198.9                             |
| 2/4       | 25,950.8                                   | 44,674.4                             | 37,332.9  | 25,336.4      | 30,778.8                             |
| 3/4       | 26,258.0                                   | 44,122.4                             | 37,577.5  | 25,354.7      | 31,001.7                             |
| 4/4       | 25,943.7                                   | 45,256.1                             | 37,673.5  | 25,736.1      | 31,539.7                             |
| 2023. 1/4 | 26,562.8                                   | 46,233.1                             | 38,264.0  | 25,764.3      | 32,339.0                             |
| 2/4       | 26,301.1                                   | 46,700.8                             | 39,215.8  | 25,740.1      | 32,648.3                             |
| 3/4       | 26,550.0                                   | 46,474.8                             | 38,747.8  | 26,252.6      | 33,145.8                             |
| 4/4       | 26,635.5                                   | 47,345.0                             | 38,981.0  | 26,160.0      | 33,862.7                             |
| 2024. 1/4 | 27,480.2                                   | 48,294.3                             | 39,308.9  | 26,805.5      | 34,405.6                             |
| 2/4       | 27,032.9                                   | 47,750.8                             | 41,102.0  | 26,427.6      | 34,236.6                             |
| 3/4       | 27,598.5                                   | 47,648.6                             | 40,363.7  | 26,662.0      | 35,058.6                             |

주: 1) 2023년 이후 자료는 잠정치임

2) 하수 및 폐기물 처리, 원료 재생업을 포함

자료: 한국은행 경제통계국 국민소득총괄팀

## 4. GDP by kind of Economic Activity and GNI <sup>1)</sup>

### (At Current Prices, Seasonally Adjusted Series)

In billion won

| 건설업                            | 도소매 및 숙박음식업   | 운수업                                 | 금융 및 보험업  | 부동산업                  |           |
|--------------------------------|---|-------------------------------------|---|-----------------------|-----------|
| Construction                   | Wholesale and retail trade, accommodation and food services | Transportation and storage          | Finance and insurance                           | Real estate           |           |
| 26,030.8                       | 56,599.0  | 17,475.1                            | 25,511.2  | 37,746.2              | 1/4. 2019 |
| 27,210.6                       | 56,301.9  | 17,598.3                            | 25,914.2  | 37,962.6              | 2/4       |
| 27,333.7                       | 56,603.3  | 17,739.6                            | 25,706.7  | 38,425.7              | 3/4       |
| 27,869.7                       | 57,317.2  | 18,229.4                            | 25,940.3  | 39,004.1              | 4/4       |
| 27,657.9                       | 53,470.3  | 16,265.0                            | 26,557.6  | 39,158.5              | 1/4. 2020 |
| 27,783.2                       | 52,556.1  | 16,293.0                            | 26,993.4  | 40,273.2              | 2/4       |
| 27,459.0                       | 54,078.4  | 16,637.3                            | 27,958.3  | 40,853.8              | 3/4       |
| 27,355.4                       | 54,766.5  | 17,408.5                            | 28,507.0  | 40,744.6              | 4/4       |
| 27,714.3                       | 54,683.3  | 18,354.1                            | 29,880.1  | 40,720.6              | 1/4. 2021 |
| 28,292.0                       | 56,146.8  | 19,568.1                            | 30,519.1  | 40,929.9              | 2/4       |
| 28,611.3                       | 56,868.4  | 20,493.5                            | 31,272.4  | 40,701.2              | 3/4       |
| 29,371.8                       | 59,555.0  | 24,286.6                            | 32,349.6  | 40,307.2              | 4/4       |
| 29,111.8                       | 59,828.2  | 24,744.4                            | 32,824.6  | 40,092.0              | 1/4. 2022 |
| 29,756.1                       | 62,638.3  | 23,494.4                            | 33,751.0  | 39,470.4              | 2/4       |
| 30,903.7                       | 62,918.6  | 23,746.2                            | 33,898.9  | 39,262.7              | 3/4       |
| 31,667.8                       | 62,981.0  | 23,670.6                            | 35,929.9  | 39,489.6              | 4/4       |
| 32,211.9                       | 67,019.6  | 23,670.8                            | 34,774.7  | 39,603.9              | 1/4. 2023 |
| 32,341.0                       | 64,814.4  | 25,026.1                            | 35,029.5  | 39,801.2              | 2/4       |
| 33,760.0                       | 65,027.3  | 23,137.9                            | 34,823.9  | 40,259.7              | 3/4       |
| 32,180.7                       | 68,648.8  | 22,544.1                            | 33,938.4  | 40,360.5              | 4/4       |
| 33,983.2                       | 67,592.6  | 23,721.4                            | 35,133.9  | 41,044.8              | 1/4. 2024 |
| 32,861.6                       | 66,726.8  | 24,636.4                            | 35,079.6  | 41,827.3              | 2/4       |
| 32,407.4                       | 66,846.1  | 25,055.8                            | 34,643.2  | 42,584.2              | 3/4       |
| 문화 및<br>기타서비스업                 | 총부가가치<br>(기초가격)   | 순생산물세                               | 국외순수취요소소득                                       | 국민총소득                 |           |
| Cultural and other<br>services | Gross value added at<br>basic prices                        | Taxes less subsidies<br>on products | Net factor income from<br>the rest of the world | Gross national income |           |
| 13,452.2                       | 463,213.7   | 40,064.9                            | 590.9   | 503,869.5             | 1/4. 2019 |
| 13,782.3                       | 469,670.5   | 40,251.2                            | 3,545.9   | 513,467.6             | 2/4       |
| 13,909.0                       | 470,148.5   | 40,885.1                            | 7,368.6   | 518,402.2             | 3/4       |
| 14,347.4                       | 476,153.7   | 40,206.6                            | 5,104.5   | 521,464.8             | 4/4       |
| 12,675.1                       | 467,913.0   | 41,783.2                            | 4,281.5   | 513,977.7             | 1/4. 2020 |
| 11,074.8                       | 462,631.3   | 41,391.3                            | 3,477.1   | 507,499.7             | 2/4       |
| 11,604.1                       | 476,080.0   | 42,579.7                            | 3,012.0   | 521,671.6             | 3/4       |
| 11,600.7                       | 484,151.9   | 41,936.1                            | 6,173.3   | 532,261.3             | 4/4       |
| 12,078.3                       | 494,615.4   | 42,966.5                            | 3,948.3   | 541,530.2             | 1/4. 2021 |
| 12,262.9                       | 503,816.5   | 47,121.7                            | 11,289.9  | 562,228.0             | 2/4       |
| 12,245.2                       | 515,169.6   | 46,499.4                            | 2,482.7   | 564,151.7             | 3/4       |
| 12,744.5                       | 524,294.9   | 47,429.0                            | 5,692.7   | 577,416.6             | 4/4       |
| 12,946.4                       | 531,891.5   | 45,834.3                            | 4,554.3   | 582,280.1             | 1/4. 2022 |
| 13,750.3                       | 535,922.5   | 48,169.7                            | 7,803.2   | 591,895.4             | 2/4       |
| 14,372.7                       | 534,486.9   | 46,484.2                            | 7,365.6   | 588,336.7             | 3/4       |
| 14,278.7                       | 536,300.5   | 44,691.9                            | 8,332.3   | 589,324.8             | 4/4       |
| 15,490.4                       | 545,619.0   | 43,448.0                            | 16,756.9  | 605,823.8             | 1/4. 2023 |
| 15,613.4                       | 552,132.1   | 43,107.5                            | 12,455.6  | 607,695.2             | 2/4       |
| 15,976.4                       | 560,740.0   | 42,316.6                            | 8,073.3   | 611,129.9             | 3/4       |
| 15,883.4                       | 571,369.6   | 42,456.6                            | 4,842.9   | 618,669.1             | 4/4       |
| 16,926.9                       | 586,219.8   | 45,922.4                            | 7,653.9   | 639,796.1             | 1/4. 2024 |
| 16,893.9                       | 592,536.0   | 45,717.4                            | 7,274.6   | 645,528.0             | 2/4       |
| 16,736.4                       | 588,634.8   | 44,407.6                            | 9,007.1   | 642,049.4             | 3/4       |

Note: 1) Since 2023, figures are preliminary.

2) Waste management and remediation activities are included.

Source: The Bank of Korea.



## 5. 경제활동별 국내총생산 및 국민총소득 <sup>1)2)3)</sup> (2020 지수기준년 연쇄가격, 계절조정)

단위: 10억 원

|           | 국내총생산<br>(시장가격)                            | 농림어업  | 광업                   | 제조업                             | 전기, 가스 및 수도사업 <sup>4)</sup>          |
|-----------|--|---|----------------------|---------------------------------|--------------------------------------|
|           | Gross domestic product<br>at market prices | Agriculture, forestry<br>and fishing                  | Mining and quarrying | Manufacturing                   | Electricity, gas and<br>water supply |
| 2019. 2/4 | 518,083.3                                  | 8,821.8   | 455.1                | 134,965.8                       | 11,421.8                             |
| 3/4       | 519,196.8                                  | 8,744.0   | 435.7                | 135,564.8                       | 10,269.5                             |
| 4/4       | 524,415.7                                  | 8,465.9   | 444.9                | 136,172.2                       | 10,751.8                             |
| 2020. 1/4 | 517,669.6                                  | 8,316.0   | 452.3                | 134,505.0                       | 11,486.9                             |
| 2/4       | 503,484.6                                  | 8,098.4   | 428.7                | 124,856.3                       | 11,442.5                             |
| 3/4       | 514,605.8                                  | 7,944.7   | 413.6                | 132,245.0                       | 11,206.6                             |
| 4/4       | 522,706.6                                  | 8,122.6   | 442.5                | 137,424.6                       | 11,469.2                             |
| 2021. 1/4 | 530,771.1                                  | 8,499.2   | 461.2                | 140,443.3                       | 11,651.3                             |
| 2/4       | 537,903.8                                  | 8,022.4   | 512.0                | 141,114.6                       | 11,549.2                             |
| 3/4       | 538,085.7                                  | 8,488.8   | 522.5                | 140,051.7                       | 11,595.9                             |
| 4/4       | 546,662.2                                  | 8,588.2   | 479.1                | 141,685.2                       | 11,606.7                             |
| 2022. 1/4 | 549,303.7                                  | 8,537.4   | 438.2                | 146,255.1                       | 11,895.4                             |
| 2/4       | 553,684.8                                  | 8,347.7   | 443.9                | 145,477.5                       | 12,138.1                             |
| 3/4       | 555,841.5                                  | 8,445.1   | 477.0                | 145,644.7                       | 11,999.0                             |
| 4/4       | 553,328.9                                  | 8,536.1   | 426.1                | 139,850.5                       | 11,987.9                             |
| 2023. 1/4 | 555,761.1                                  | 8,244.8   | 450.3                | 142,078.3                       | 11,173.1                             |
| 2/4       | 558,825.9                                  | 8,455.3   | 437.4                | 146,296.8                       | 11,519.4                             |
| 3/4       | 563,035.7                                  | 8,448.6   | 455.6                | 148,460.2                       | 11,872.8                             |
| 4/4       | 565,597.6                                  | 7,823.7   | 465.2                | 150,173.6                       | 12,083.5                             |
| 2024. 1/4 | 572,951.0                                  | 7,966.5   | 458.1                | 151,597.7                       | 12,071.6                             |
| 2/4       | 571,646.7                                  | 8,317.8   | 424.5                | 152,864.4                       | 11,956.8                             |
| 3/4       | 572,216.0                                  | 8,518.7   | 419.0                | 153,204.2                       | 12,658.8                             |
| 4/4       | 572,855.1                                  | 8,182.6   | 365.7                | 153,430.5                       | 12,285.7                             |
|           | 사업서비스업                                     | 공공행정, 국방 및<br>사회보장                                    | 교육서비스업               | 의료, 보건업 및<br>사회복지서비스업           | 문화 및<br>기타서비스업                       |
|           | Business activities                        | Public administration,<br>defence and social security | Education            | Human health and social<br>work | Cultural and other services          |
| 2019. 2/4 | 38,864.3                                   | 31,374.3  | 22,871.5             | 25,946.0                        | 14,064.9                             |
| 3/4       | 39,458.4                                   | 31,699.9  | 23,118.0             | 26,418.6                        | 14,074.8                             |
| 4/4       | 39,937.8                                   | 31,976.5  | 23,274.8             | 26,755.1                        | 14,436.7                             |
| 2020. 1/4 | 39,277.0                                   | 32,078.2  | 22,590.8             | 26,534.2                        | 12,800.1                             |
| 2/4       | 38,297.8                                   | 32,275.4  | 22,574.6             | 26,019.2                        | 11,111.0                             |
| 3/4       | 39,415.8                                   | 32,591.8  | 22,484.8             | 26,697.1                        | 11,541.1                             |
| 4/4       | 39,662.0                                   | 32,905.6  | 22,785.9             | 26,783.9                        | 11,502.5                             |
| 2021. 1/4 | 39,508.6                                   | 33,176.4  | 23,323.7             | 27,013.3                        | 11,876.9                             |
| 2/4       | 39,712.5                                   | 33,761.3  | 23,765.0             | 27,742.9                        | 12,035.3                             |
| 3/4       | 40,081.7                                   | 33,869.6  | 24,118.1             | 28,658.4                        | 11,971.4                             |
| 4/4       | 40,300.7                                   | 34,061.0  | 24,277.2             | 28,955.9                        | 12,399.1                             |
| 2022. 1/4 | 40,906.8                                   | 34,303.4  | 24,428.6             | 29,300.3                        | 12,431.8                             |
| 2/4       | 40,982.6                                   | 34,664.8  | 24,668.1             | 29,757.5                        | 13,036.4                             |
| 3/4       | 40,549.8                                   | 34,898.3  | 24,767.8             | 29,875.6                        | 13,518.4                             |
| 4/4       | 41,014.0                                   | 35,136.8  | 24,843.6             | 30,322.0                        | 13,257.5                             |
| 2023. 1/4 | 41,572.2                                   | 35,337.1  | 24,833.8             | 30,877.8                        | 14,161.8                             |
| 2/4       | 41,566.9                                   | 35,522.4  | 24,966.3             | 30,801.2                        | 14,006.5                             |
| 3/4       | 41,450.2                                   | 35,612.6  | 24,819.8             | 31,232.0                        | 14,085.0                             |
| 4/4       | 41,797.1                                   | 35,571.3  | 24,896.0             | 31,786.4                        | 13,866.6                             |
| 2024. 1/4 | 41,985.5                                   | 35,781.2  | 24,989.3             | 32,185.0                        | 14,413.6                             |
| 2/4       | 41,321.4                                   | 36,376.7  | 24,980.3             | 31,587.4                        | 14,462.1                             |
| 3/4       | 41,335.2                                   | 36,349.2  | 24,876.1             | 32,497.6                        | 14,111.4                             |
| 4/4       | 41,011.8                                   | 36,201.0  | 25,286.1             | 33,461.9                        | 13,920.5                             |

주: 1) 2023년 이후 자료는 잠정치임

2) 연쇄가중법에 의해 추계된 실질 GDP통계는 비가법적 특성에 의해 총량(또는 상위부문) 금액과 그 구성항목 금액의 합이 일치하지 않음.

3) 개별 구성항목의 연쇄금액은 구성항목 내에서의 상대적 중요도를 정확하게 반영하지 못할 수 있으므로 상대비교 시에는 주의를 요함.

4) 하수 및 폐기물 처리, 원료 재생업을 포함

자료: 한국은행 경제통계국 국민소득총괄팀



## 5. GDP by Kind of Economic Activity and GNI <sup>1)2)3)</sup>

### (At Chained 2020 Prices, Seasonally Adjusted Series)

In billion won

| 건설업<br>Construction                                     | 도소매 및<br>숙박음식업<br>Wholesale and retail<br>trade, accommodation<br>and food services | 운수업<br>Transportation and<br>storage   | 금융 및 보험업<br>Finance and<br>insurance | 부동산업<br>Real estate   | 정보통신업<br>Information and<br>communication |           |
|---|---|--|--------------------------------------|---|---|-----------|
| 28,064.5  | 55,850.1  | 19,114.0   | 25,017.1                             | 38,588.1  | 21,385.3                                  | 2/4. 2019 |
| 27,515.5  | 56,134.1  | 19,169.0   | 25,067.2                             | 38,814.3  | 21,320.3                                  | 3/4       |
| 28,028.9  | 56,787.8  | 19,578.2   | 25,517.3                             | 39,412.0  | 21,669.2                                  | 4/4       |
| 28,062.7  | 54,254.8  | 17,717.4   | 26,380.6                             | 39,623.3  | 22,314.3                                  | 1/4. 2020 |
| 27,990.9  | 53,290.7  | 15,770.4   | 27,279.3                             | 40,178.7  | 22,326.8                                  | 2/4       |
| 26,986.4  | 53,781.2  | 16,462.9   | 27,892.9                             | 40,679.2  | 21,939.6                                  | 3/4       |
| 27,215.4  | 53,544.6  | 16,653.2   | 28,463.6                             | 40,548.9  | 22,634.6                                  | 4/4       |
| 27,456.6  | 53,364.5  | 17,821.8   | 28,674.0                             | 41,061.8  | 23,459.6                                  | 1/4. 2021 |
| 27,359.9  | 54,647.7  | 18,455.0   | 28,864.2                             | 41,296.0  | 24,022.1                                  | 2/4       |
| 26,963.5  | 54,666.6  | 18,347.6   | 29,759.8                             | 40,788.7  | 24,650.8                                  | 3/4       |
| 27,538.1  | 57,014.6  | 19,010.1   | 30,113.8                             | 40,594.5  | 25,380.9                                  | 4/4       |
| 27,165.7  | 55,478.8  | 19,634.4   | 30,164.6                             | 40,270.0  | 24,361.4                                  | 1/4. 2022 |
| 27,050.1  | 57,794.1  | 20,857.0   | 30,022.4                             | 39,995.1  | 25,090.0                                  | 2/4       |
| 27,648.8  | 58,792.8  | 20,825.3   | 29,765.7                             | 40,064.7  | 25,337.6                                  | 3/4       |
| 28,390.2  | 59,908.8  | 21,431.4   | 30,692.8                             | 40,117.9  | 24,998.0                                  | 4/4       |
| 28,723.2  | 59,095.3  | 20,922.9   | 30,268.7                             | 40,088.1  | 25,312.3                                  | 1/4. 2023 |
| 27,942.7  | 56,827.5  | 23,438.9   | 30,403.7                             | 40,182.9  | 24,704.3                                  | 2/4       |
| 28,985.7  | 56,414.2  | 23,836.8   | 30,721.3                             | 40,278.9  | 25,427.1                                  | 3/4       |
| 27,966.3  | 56,602.1  | 24,620.1   | 30,311.4                             | 40,208.9  | 25,437.3                                  | 4/4       |
| 29,505.6  | 57,229.5  | 23,830.0   | 30,801.8                             | 40,756.4  | 26,245.3                                  | 1/4. 2024 |
| 27,730.8  | 56,327.1  | 25,412.8   | 31,449.4                             | 41,554.4  | 24,900.8                                  | 2/4       |
| 27,341.1  | 55,950.2  | 25,687.6   | 31,676.0                             | 41,210.7  | 25,436.2                                  | 3/4       |
| 26,390.0  | 55,838.3  | 25,877.6   | 32,107.6                             | 40,858.1  | 25,620.2                                  | 4/4       |
| 총부가가치<br>(기초가격)<br>Gross value added<br>at basic prices | 순생산물세<br>Taxes less subsidies<br>on products  | 교역조건 변화를<br>반영한<br>실질무역손익<br>Trading gains and<br>losses from changes<br>in the terms of trade | 국내총소득<br>Gross domestic income       | 국외순수취<br>요소소득<br>Net factor income<br>from the rest of<br>the world | 국민총소득<br>Gross national income            |           |
| 476,581.0   | 41,493.9  | -4,605.9   | 513,477.4                            | 3,468.6   | 516,957.4                                 | 2/4. 2019 |
| 477,708.5   | 41,478.6  | -6,870.1   | 512,326.6                            | 7,256.4   | 519,579.9                                 | 3/4       |
| 483,024.9   | 41,374.7  | -10,064.3  | 514,351.4                            | 4,929.4   | 519,282.5                                 | 4/4       |
| 476,284.4   | 41,375.7  | -3,032.8   | 514,636.8                            | 4,511.3   | 519,147.4                                 | 1/4. 2020 |
| 461,905.8   | 41,585.5  | 1,057.8  | 504,542.3                            | 3,176.7   | 507,723.0                                 | 2/4       |
| 472,346.5   | 42,263.4  | 1,608.0  | 516,213.8                            | 3,128.8   | 519,342.0                                 | 3/4       |
| 480,239.5   | 42,465.7  | 367.1  | 523,073.7                            | 6,127.0   | 529,197.8                                 | 4/4       |
| 487,792.3   | 42,978.9  | 2,908.4  | 533,679.5                            | 3,890.6   | 537,570.1                                 | 1/4. 2021 |
| 492,860.0   | 45,043.9  | -4,754.8   | 533,149.1                            | 10,056.1  | 543,205.2                                 | 2/4       |
| 494,535.2   | 43,550.5  | -6,170.8   | 531,914.9                            | 2,866.7   | 534,781.6                                 | 3/4       |
| 502,005.1   | 44,657.1  | -13,602.8  | 533,059.3                            | 5,740.4   | 538,799.7                                 | 4/4       |
| 505,683.0   | 43,637.9  | -12,105.0  | 537,198.8                            | 3,801.4   | 541,004.2                                 | 1/4. 2022 |
| 510,488.5   | 43,223.6  | -23,295.5  | 530,389.3                            | 5,690.0   | 536,078.6                                 | 2/4       |
| 512,798.9   | 43,074.2  | -31,312.1  | 524,529.3                            | 7,382.2   | 531,905.6                                 | 3/4       |
| 511,170.8   | 42,198.4  | -27,910.8  | 525,418.1                            | 8,710.5   | 534,119.0                                 | 4/4       |
| 513,999.6   | 41,828.0  | -25,695.0  | 530,066.1                            | 14,389.3  | 544,420.1                                 | 1/4. 2023 |
| 517,945.6   | 40,975.6  | -28,553.2  | 530,272.7                            | 9,495.3   | 539,754.6                                 | 2/4       |
| 522,867.9   | 40,289.9  | -20,147.6  | 542,888.1                            | 8,372.4   | 551,251.4                                 | 3/4       |
| 524,303.2   | 41,392.9  | -17,004.7  | 548,592.9                            | 5,865.9   | 554,460.7                                 | 4/4       |
| 530,482.4   | 42,582.7  | -11,336.3  | 561,614.6                            | 5,912.3   | 567,524.2                                 | 1/4. 2024 |
| 530,022.1   | 41,716.2  | -16,588.1  | 555,058.6                            | 4,422.4   | 559,480.7                                 | 2/4       |
| 531,437.7   | 40,843.7  | -14,216.1  | 557,999.9                            | 9,164.4   | 567,148.7                                 | 3/4       |
| 530,967.0   | 41,985.2  | -11,261.8  | 561,593.3                            | ...   | ...                                       | 4/4       |

Note: 1) Since 2023, figures are preliminary.

2) An aggregate (or any intermediate aggregate) valued at chained prices is not identical with the sum of its components because of non-additivity.

3) Since each component's chained-won estimates could not represent the relative importance within their relevant components accurately, users should keep in mind the characteristic when they compare a component with others relatively.

4) Waste management and remediation activities are included.

Source: The Bank of Korea.

## 6. 경제활동별 국내총생산 및 국민총소득<sup>1)2)3)</sup> (전기비, 2020 지수기준년 연쇄가격, 계절조정)

단위: %

|           | 국내총생산<br>(시장가격)<br>Gross domestic product<br>at market prices | 농림어업<br>Agriculture, forestry and<br>fishing | 광업<br>Mining and quarrying  | 제조업<br>Manufacturing | 전기, 가스 및 수도사업 <sup>4)</sup><br>Electricity, gas and water<br>supply |
|-----------|---|--|---|----------------------|---|
| 2019. 2/4 | 1.3   | 0.5  | -0.8  | 1.4                  | 6.9   |
| 3/4       | 0.2   | -0.9   | -4.3  | 0.4                  | -10.1   |
| 4/4       | 1.0   | -3.2   | 2.1   | 0.4                  | 4.7   |
| 2020. 1/4 | -1.3  | -1.8   | 1.7   | -1.2                 | 6.8   |
| 2/4       | -2.7  | -2.6   | -5.2  | -7.2                 | -0.4  |
| 3/4       | 2.2   | -1.9   | -3.5  | 5.9                  | -2.1  |
| 4/4       | 1.6   | 2.2  | 7.0   | 3.9                  | 2.3   |
| 2021. 1/4 | 1.5   | 4.6  | 4.2   | 2.2                  | 1.6   |
| 2/4       | 1.3   | -5.6   | 11.0  | 0.5                  | -0.9  |
| 3/4       | 0.0   | 5.8  | 2.1   | -0.8                 | 0.4   |
| 4/4       | 1.6   | 1.2  | -8.3  | 1.2                  | 0.1   |
| 2022. 1/4 | 0.5   | -0.6   | -8.5  | 3.2                  | 2.5   |
| 2/4       | 0.8   | -2.2   | 1.3   | -0.5                 | 2.0   |
| 3/4       | 0.4   | 1.2  | 7.5   | 0.1                  | -1.1  |
| 4/4       | -0.5  | 1.1  | -10.7   | -4.0                 | -0.1  |
| 2023. 1/4 | 0.4   | -3.4   | 5.7   | 1.6                  | -6.8  |
| 2/4       | 0.6   | 2.6  | -2.9  | 3.0                  | 3.1   |
| 3/4       | 0.8   | -0.1   | 4.2   | 1.5                  | 3.1   |
| 4/4       | 0.5   | -7.4   | 2.1   | 1.2                  | 1.8   |
| 2024. 1/4 | 1.3   | 1.8  | -1.5  | 0.9                  | -0.1  |
| 2/4       | -0.2  | 4.4  | -7.3  | 0.8                  | -1.0  |
| 3/4       | 0.1   | 2.4  | -1.3  | 0.2                  | 5.9   |
| 4/4       | 0.1   | -3.9   | -12.7   | 0.1                  | -2.9  |
|           | 정보통신업<br>Information and<br>communication                     | 사업서비스업<br>Business activities                | 공공행정, 국방 및<br>사회보장<br>Public administration,<br>defence and social security | 교육서비스업<br>Education  | 의료, 보건업 및<br>사회복지서비스업<br>Human health and social<br>work            |
| 2019. 2/4 | 0.9   | 2.1  | 0.8   | 0.9                  | 2.8   |
| 3/4       | -0.3  | 1.5  | 1.0   | 1.1                  | 1.8   |
| 4/4       | 1.6   | 1.2  | 0.9   | 0.7                  | 1.3   |
| 2020. 1/4 | 3.0   | -1.7   | 0.3   | -2.9                 | -0.8  |
| 2/4       | 0.1   | -2.5   | 0.6   | -0.1                 | -1.9  |
| 3/4       | -1.7  | 2.9  | 1.0   | -0.4                 | 2.6   |
| 4/4       | 3.2   | 0.6  | 1.0   | 1.3                  | 0.3   |
| 2021. 1/4 | 3.6   | -0.4   | 0.8   | 2.4                  | 0.9   |
| 2/4       | 2.4   | 0.5  | 1.8   | 1.9                  | 2.7   |
| 3/4       | 2.6   | 0.9  | 0.3   | 1.5                  | 3.3   |
| 4/4       | 3.0   | 0.5  | 0.6   | 0.7                  | 1.0   |
| 2022. 1/4 | -4.0  | 1.5  | 0.7   | 0.6                  | 1.2   |
| 2/4       | 3.0   | 0.2  | 1.1   | 1.0                  | 1.6   |
| 3/4       | 1.0   | -1.1   | 0.7   | 0.4                  | 0.4   |
| 4/4       | -1.3  | 1.1  | 0.7   | 0.3                  | 1.5   |
| 2023. 1/4 | 1.3   | 1.4  | 0.6   | -0.0                 | 1.8   |
| 2/4       | -2.4  | -0.0   | 0.5   | 0.5                  | -0.2  |
| 3/4       | 2.9   | -0.3   | 0.3   | -0.6                 | 1.4   |
| 4/4       | 0.0   | 0.8  | -0.1  | 0.3                  | 1.8   |
| 2024. 1/4 | 3.2   | 0.5  | 0.6   | 0.4                  | 1.3   |
| 2/4       | -5.1  | -1.6   | 1.7   | -0.0                 | -1.9  |
| 3/4       | 2.2   | 0.0  | -0.1  | -0.4                 | 2.9   |
| 4/4       | 0.7   | -0.8   | -0.4  | 1.6                  | 3.0   |

주: 1) 2023년 이후 자료는 잠정치임

2) 연쇄가중법에 의해 추계된 실질 GDP통계는 비가법적 특성에 의해 총량(또는 상위부문) 금액과 그 구성항목 금액의 합이 일치하지 않음.

3) 개별 구성항목의 연쇄금액은 구성항목 내에서의 상대적 중요도를 정확하게 반영하지 못할 수 있으므로 상대비교 시에는 주의를 요함.

4) 하수 및 폐기물 처리, 원료 재생업을 포함

자료: 한국은행 경제통계국 국민소득총괄팀

6. GDP by kind of Economic Activity and GNI<sup>1)2)3)</sup>  
(Percent Change from Preceding Quarter, At Chained 2020 Prices,  
Seasonally Adjusted Series)

In %

| 건설업                         | 도소매 및 숙박음식업   | 운수업                              | 금융 및 보험업              | 부동산업                  |           |
|-----------------------------|---|----------------------------------|-----------------------|-----------------------|-----------|
| Construction                | Wholesale and retail trade, accommodation and food services | Transportation and storage       | Finance and insurance | Real estate           |           |
| 3.4                         | 0.8   | -0.2                             | 1.8                   | -0.1                  | 2/4. 2019 |
| -2.0                        | 0.5   | 0.3                              | 0.2                   | 0.6                   | 3/4       |
| 1.9                         | 1.2   | 2.1                              | 1.8                   | 1.5                   | 4/4       |
| 0.1                         | -4.5  | -9.5                             | 3.4                   | 0.5                   | 1/4. 2020 |
| -0.3                        | -1.8  | -11.0                            | 3.4                   | 1.4                   | 2/4       |
| -3.6                        | 0.9   | 4.4                              | 2.2                   | 1.2                   | 3/4       |
| 0.8                         | -0.4  | 1.2                              | 2.0                   | -0.3                  | 4/4       |
| 0.9                         | -0.3  | 7.0                              | 0.7                   | 1.3                   | 1/4. 2021 |
| -0.4                        | 2.4   | 3.6                              | 0.7                   | 0.6                   | 2/4       |
| -1.4                        | 0.0   | -0.6                             | 3.1                   | -1.2                  | 3/4       |
| 2.1                         | 4.3   | 3.6                              | 1.2                   | -0.5                  | 4/4       |
| -1.4                        | -2.7  | 3.3                              | 0.2                   | -0.8                  | 1/4. 2022 |
| -0.4                        | 4.2   | 6.2                              | -0.5                  | -0.7                  | 2/4       |
| 2.2                         | 1.7   | -0.2                             | -0.9                  | 0.2                   | 3/4       |
| 2.7                         | 1.9   | 2.9                              | 3.1                   | 0.1                   | 4/4       |
| 1.2                         | -1.4  | -2.4                             | -1.4                  | -0.1                  | 1/4. 2023 |
| -2.7                        | -3.8  | 12.0                             | 0.4                   | 0.2                   | 2/4       |
| 3.7                         | -0.7  | 1.7                              | 1.0                   | 0.2                   | 3/4       |
| -3.5                        | 0.3   | 3.3                              | -1.3                  | -0.2                  | 4/4       |
| 5.5                         | 1.1   | -3.2                             | 1.6                   | 1.4                   | 1/4. 2024 |
| -6.0                        | -1.6  | 6.6                              | 2.1                   | 2.0                   | 2/4       |
| -1.4                        | -0.7  | 1.1                              | 0.7                   | -0.8                  | 3/4       |
| -3.5                        | -0.2  | 0.7                              | 1.4                   | -0.9                  | 4/4       |
| 문화 및 기타 서비스업                | 총부가가치 (기초가격)  | 순생산물세                            | 국내총소득                 | 국민총소득                 |           |
| Cultural and other services | Gross value added at basic prices                           | Taxes less subsidies on products | Gross domestic income | Gross national income |           |
| 2.3                         | 1.4   | 0.1                              | -0.4                  | 0.1                   | 2/4. 2019 |
| 0.1                         | 0.2   | -0.0                             | -0.2                  | 0.5                   | 3/4       |
| 2.6                         | 1.1   | -0.3                             | 0.4                   | -0.1                  | 4/4       |
| -11.3                       | -1.4  | 0.0                              | 0.1                   | -0.0                  | 1/4. 2020 |
| -13.2                       | -3.0  | 0.5                              | -2.0                  | -2.2                  | 2/4       |
| 3.9                         | 2.3   | 1.6                              | 2.3                   | 2.3                   | 3/4       |
| -0.3                        | 1.7   | 0.5                              | 1.3                   | 1.9                   | 4/4       |
| 3.3                         | 1.6   | 1.2                              | 2.0                   | 1.6                   | 1/4. 2021 |
| 1.3                         | 1.0   | 4.8                              | -0.1                  | 1.0                   | 2/4       |
| -0.5                        | 0.3   | -3.3                             | -0.2                  | -1.6                  | 3/4       |
| 3.6                         | 1.5   | 2.5                              | 0.2                   | 0.8                   | 4/4       |
| 0.3                         | 0.7   | -2.3                             | 0.8                   | 0.4                   | 1/4. 2022 |
| 4.9                         | 1.0   | -0.9                             | -1.3                  | -0.9                  | 2/4       |
| 3.7                         | 0.5   | -0.3                             | -1.1                  | -0.8                  | 3/4       |
| -1.9                        | -0.3  | -2.0                             | 0.2                   | 0.4                   | 4/4       |
| 6.8                         | 0.6   | -0.9                             | 0.9                   | 1.9                   | 1/4. 2023 |
| -1.1                        | 0.8   | -2.0                             | 0.0                   | -0.9                  | 2/4       |
| 0.6                         | 1.0   | -1.7                             | 2.4                   | 2.1                   | 3/4       |
| -1.6                        | 0.3   | 2.7                              | 1.1                   | 0.6                   | 4/4       |
| 3.9                         | 1.2   | 2.9                              | 2.4                   | 2.4                   | 1/4. 2024 |
| 0.3                         | -0.1  | -2.0                             | -1.2                  | -1.4                  | 2/4       |
| -2.4                        | 0.3   | -2.1                             | 0.5                   | 1.4                   | 3/4       |
| -1.4                        | -0.1  | 2.8                              | 0.6                   | ...                   | 4/4       |

Note: 1) Since 2023, figures are preliminary.

2) An aggregate (or any intermediate aggregate) valued at chained prices is not identical with the sum of its components because of non-additivity.

3) Since each component's chained-won estimates could not represent the relative importance within their relevant components accurately, users should keep in mind the characteristic when they compare a component with others relatively.

4) Waste management and remediation activities are included.

Source: The Bank of Korea.

7. 경제활동별 국내총생산(디플레이터, 지수, 원계열)<sup>1)</sup>

2020=100

|          | 국내총생산<br>(시장가격)                            | 순생산물세                            | 총부가가치<br>(기초가격)                        | 농림어업                              |
|----------|--|----------------------------------|--|-----------------------------------|
|          | Gross domestic product at<br>market prices | Taxes less subsidies on products | Gross value added<br>(at basic prices) | Agriculture, forestry and fishing |
| 2016     | 96.549                                     | 93.201                           | 96.847                                 | 94.709                            |
| 2017     | 98.498                                     | 96.187                           | 98.703                                 | 97.314                            |
| 2018     | 99.056                                     | 97.970                           | 99.152                                 | 94.901                            |
| 2019     | 98.438                                     | 97.358                           | 98.533                                 | 88.339                            |
| 2020     | 100.000                                    | 100.000                          | 100.000                                | 100.000                           |
| 2021     | 103.181                                    | 104.418                          | 103.070                                | 110.119                           |
| 2022     | 105.046                                    | 107.579                          | 104.826                                | 99.380                            |
| 2023     | 107.042                                    | 104.160                          | 107.250                                | 104.102                           |
| 2021.4/4 | 103.521                                    | 108.781                          | 103.057                                | 100.817                           |
| 2022.1/4 | 105.320                                    | 104.208                          | 105.403                                | 103.446                           |
| 2/4      | 104.915                                    | 107.779                          | 104.668                                | 115.687                           |
| 3/4      | 105.887                                    | 108.772                          | 105.630                                | 95.302                            |
| 4/4      | 104.110                                    | 109.241                          | 103.680                                | 88.184                            |
| 2023.1/4 | 106.311                                    | 102.748                          | 106.567                                | 101.472                           |
| 2/4      | 105.762                                    | 101.937                          | 106.044                                | 112.653                           |
| 3/4      | 108.419                                    | 105.701                          | 108.624                                | 95.099                            |
| 4/4      | 107.601                                    | 106.029                          | 107.704                                | 106.511                           |
| 2024.1/4 | 110.437                                    | 106.375                          | 110.736                                | 128.439                           |
| 2/4      | 110.811                                    | 106.251                          | 111.150                                | 121.013                           |
| 3/4      | 112.255                                    | 109.355                          | 112.463                                | 93.449                            |
|          | 운수업  | 금융 및 보험업                         | 부동산업                                   | 정보통신업                             |
|          | Transportation and storage                 | Finance and insurance            | Real estate                            | Information and communication     |
| 2016     | 97.281                                     | 100.289                          | 94.307                                 | 99.580                            |
| 2017     | 93.722                                     | 104.380                          | 95.868                                 | 99.600                            |
| 2018     | 89.536                                     | 106.092                          | 97.307                                 | 98.760                            |
| 2019     | 92.253                                     | 102.900                          | 98.518                                 | 98.337                            |
| 2020     | 100.000                                    | 100.000                          | 100.000                                | 100.000                           |
| 2021     | 112.315                                    | 105.629                          | 99.339                                 | 104.928                           |
| 2022     | 115.598                                    | 113.062                          | 98.670                                 | 103.770                           |
| 2023     | 101.681                                    | 113.854                          | 99.544                                 | 105.123                           |
| 2021.4/4 | 135.482                                    | 107.946                          | 99.791                                 | 106.178                           |
| 2022.1/4 | 134.156                                    | 108.040                          | 99.488                                 | 100.471                           |
| 2/4      | 105.329                                    | 111.762                          | 98.062                                 | 104.239                           |
| 3/4      | 107.921                                    | 114.615                          | 98.195                                 | 103.416                           |
| 4/4      | 117.780                                    | 117.964                          | 98.935                                 | 106.625                           |
| 2023.1/4 | 121.546                                    | 113.963                          | 98.786                                 | 101.533                           |
| 2/4      | 99.917                                     | 114.623                          | 98.471                                 | 106.857                           |
| 3/4      | 92.071                                     | 114.070                          | 99.964                                 | 104.716                           |
| 4/4      | 97.729                                     | 112.720                          | 101.000                                | 107.237                           |
| 2024.1/4 | 107.244                                    | 113.094                          | 100.685                                | 101.694                           |
| 2/4      | 90.659                                     | 111.003                          | 100.087                                | 108.631                           |
| 3/4      | 92.530                                     | 110.044                          | 103.286                                | 109.035                           |

주: 1) 2023년 이후 자료는 잠정치임

2) 하수 및 폐기물 처리, 원료 재생업을 포함

자료: 한국은행 경제통계국 국민소득총괄팀

7. GDP by Kind of Economic Activity (Deflator, Original Series)<sup>1)</sup>

2020=100

| 광업                   | 제조업  | 전기, 가스 및 수도사업 <sup>2)</sup>       | 건설업                          | 도소매 및 숙박음식업   |           |
|----------------------|--|-----------------------------------|------------------------------|---|-----------|
| Mining and quarrying | Manufacturing                                      | Electricity, gas and water supply | Construction                 | Wholesale and retail trade, accommodation and food services |           |
| 102.632              | 101.194  | 117.374                           | 85.630                       | 100.695   | 2016      |
| 106.994              | 104.356  | 99.438                            | 89.425                       | 102.318   | 2017      |
| 104.658              | 103.742  | 88.591                            | 93.964                       | 102.474   | 2018      |
| 104.983              | 99.679   | 88.459                            | 97.924                       | 101.180   | 2019      |
| 100.000              | 100.000  | 100.000                           | 100.000                      | 100.000   | 2020      |
| 93.354               | 103.535  | 80.985                            | 104.273                      | 103.441   | 2021      |
| 101.262              | 106.674  | 34.347                            | 110.144                      | 107.066   | 2022      |
| 125.037              | 104.747  | 91.189                            | 114.853                      | 115.974   | 2023      |
| 95.355               | 101.742  | 61.488                            | 109.950                      | 102.551   | 4/4. 2021 |
| 135.725              | 109.496  | 37.764                            | 106.996                      | 109.518   | 1/4. 2022 |
| 101.098              | 106.946  | 38.621                            | 104.766                      | 106.900   | 2/4       |
| 76.923               | 107.356  | 25.205                            | 111.987                      | 108.940   | 3/4       |
| 103.811              | 103.044  | 34.502                            | 115.402                      | 103.426   | 4/4       |
| 153.010              | 105.428  | 64.112                            | 112.051                      | 114.250   | 1/4. 2023 |
| 123.294              | 102.573  | 78.499                            | 109.933                      | 113.131   | 2/4       |
| 101.316              | 106.825  | 116.295                           | 117.154                      | 116.853   | 3/4       |
| 131.340              | 104.223  | 108.231                           | 119.312                      | 119.505   | 4/4       |
| 167.736              | 111.125  | 118.971                           | 115.086                      | 118.133   | 1/4. 2024 |
| 130.903              | 112.628  | 122.876                           | 112.348                      | 117.956   | 2/4       |
| 97.894               | 113.417  | 125.937                           | 119.384                      | 121.259   | 3/4       |
| 사업서비스업               | 공공행정, 국방 및 사회보장                                    | 교육서비스업                            | 의료, 보건업 및 사회복지서비스업           | 문화 및 기타서비스업   |           |
| Business activities  | Public administration, defence and social security | Education                         | Human health and social work | Cultural and other services                                 |           |
| 88.075               | 89.558   | 93.476                            | 94.901                       | 92.382  | 2016      |
| 90.954               | 92.794   | 95.335                            | 96.970                       | 94.001  | 2017      |
| 93.775               | 96.079   | 96.840                            | 97.269                       | 97.095  | 2018      |
| 96.625               | 98.102   | 99.349                            | 97.705                       | 98.507  | 2019      |
| 100.000              | 100.000  | 100.000                           | 100.000                      | 100.000   | 2020      |
| 104.070              | 102.833  | 101.444                           | 101.753                      | 102.171   | 2021      |
| 108.677              | 107.248  | 102.911                           | 103.575                      | 105.941   | 2022      |
| 112.241              | 109.268  | 104.423                           | 105.853                      | 112.195   | 2023      |
| 105.025              | 98.590   | 98.814                            | 101.208                      | 102.052   | 4/4. 2021 |
| 107.673              | 103.964  | 96.927                            | 104.418                      | 104.442   | 1/4. 2022 |
| 108.568              | 105.584  | 111.479                           | 103.578                      | 105.763   | 2/4       |
| 108.719              | 117.647  | 103.933                           | 103.750                      | 106.437   | 3/4       |
| 109.517              | 102.380  | 100.370                           | 102.618                      | 106.948   | 4/4       |
| 112.384              | 105.804  | 98.052                            | 106.240                      | 109.726   | 1/4. 2023 |
| 112.008              | 108.466  | 111.293                           | 106.088                      | 111.729   | 2/4       |
| 112.187              | 118.866  | 107.504                           | 106.079                      | 113.567   | 3/4       |
| 112.376              | 104.473  | 101.845                           | 105.052                      | 113.591   | 4/4       |
| 116.242              | 107.350  | 101.582                           | 108.510                      | 117.857   | 1/4. 2024 |
| 115.247              | 111.141  | 113.892                           | 108.456                      | 117.094   | 2/4       |
| 115.393              | 121.283  | 109.000                           | 107.824                      | 118.770   | 3/4       |

Note: 1) Since 2023, figures are preliminary.

2) Waste management and remediation activities are included.

Source: The Bank of Korea.

## 8. 총저축과 총투자(당해년가격, 원계열)<sup>1)</sup>

### Gross Saving and Gross Investment (At Current Prices, Original Series)

단위: 10억 원, %

In billion won, %

|          | 국민총처분가능소득(A)                     |                             |  |                        | 총저축률<br>(D=B/A*100) |
|----------|----------------------------------|-----------------------------|--|------------------------|---------------------|
|          | Gross national disposable income | 민간소비<br>Private consumption | 정부소비<br>General government consumption | 총저축(B)<br>Gross saving |                     |
| 2016     | 1,834,251.4                      | 902,762.4                   | 264,717.1                              | 666,771.9              | 36.4                |
| 2017     | 1,935,277.5                      | 946,901.5                   | 281,899.3                              | 706,476.8              | 36.5                |
| 2018     | 2,007,352.8                      | 991,724.3                   | 303,861.2                              | 711,767.2              | 35.5                |
| 2019     | 2,051,307.9                      | 1,022,456.7                 | 327,780.4                              | 701,070.7              | 34.2                |
| 2020     | 2,072,253.6                      | 984,088.0                   | 349,586.2                              | 738,579.4              | 35.6                |
| 2021     | 2,240,839.7                      | 1,046,772.2                 | 378,268.2                              | 815,799.2              | 36.4                |
| 2022     | 2,349,203.9                      | 1,139,397.2                 | 409,866.5                              | 799,940.2              | 34.1                |
| 2023     | 2,438,286.4                      | 1,197,566.9                 | 423,133.2                              | 817,586.3              | 33.5                |
| 2021.4/4 | 596,236.6                        | 276,057.3                   | 95,766.2                               | 224,413.1              | 37.6                |
| 2022.1/4 | 557,702.9                        | 269,390.0                   | 102,846.1                              | 185,466.8              | 33.3                |
| 2/4      | 584,133.7                        | 279,022.1                   | 104,502.1                              | 200,609.5              | 34.3                |
| 3/4      | 596,844.2                        | 292,406.5                   | 98,948.5                               | 205,489.1              | 34.4                |
| 4/4      | 610,523.1                        | 298,578.6                   | 103,569.9                              | 208,374.6              | 34.1                |
| 2023.1/4 | 580,023.6                        | 294,079.9                   | 109,553.0                              | 176,390.6              | 30.4                |
| 2/4      | 599,948.2                        | 292,308.6                   | 107,645.8                              | 199,993.8              | 33.3                |
| 3/4      | 619,175.4                        | 301,726.5                   | 101,925.6                              | 215,523.4              | 34.8                |
| 4/4      | 639,139.2                        | 309,452.0                   | 104,008.8                              | 225,678.5              | 35.3                |
| 2024.1/4 | 613,145.9                        | 304,191.8                   | 111,363.3                              | 197,590.8              | 32.2                |
| 2/4      | 635,532.3                        | 301,873.8                   | 112,575.5                              | 221,082.9              | 34.8                |
| 3/4      | 651,865.6                        | 311,479.0                   | 106,513.0                              | 233,873.5              | 35.9                |

|          | 국내총자본형성(C)                       |  |  | 국내총투자율<br>(E=C/A*100) |
|----------|----------------------------------|--|--|-----------------------|
|          | Gross domestic capital formation | 총고정자본형성<br>Gross fixed capital formation | 재고증감 및<br>취중품 순취득<br>Changes in inventories &<br>acquisitions less disposals<br>of valuables |                       |
| 2016     | 549,585.3                        | 547,455.7                                | 2,129.6  | 30.0                  |
| 2017     | 618,283.5                        | 613,123.4                                | 5,160.1  | 31.9                  |
| 2018     | 627,152.5                        | 612,026.6                                | 15,125.9   | 31.2                  |
| 2019     | 636,575.4                        | 614,474.5                                | 22,100.9   | 31.0                  |
| 2020     | 648,928.8                        | 638,966.7                                | 9,962.1  | 31.3                  |
| 2021     | 721,964.5                        | 699,630.7                                | 22,333.7   | 32.2                  |
| 2022     | 774,411.5                        | 742,073.9                                | 32,337.6   | 33.0                  |
| 2023     | 774,563.6                        | 770,727.2                                | 3,836.4  | 31.8                  |
| 2021.4/4 | 201,951.1                        | 191,300.0                                | 10,651.1   | 33.9                  |
| 2022.1/4 | 168,517.2                        | 160,238.7                                | 8,278.5  | 30.2                  |
| 2/4      | 188,970.9                        | 191,147.5                                | -2,176.5   | 32.4                  |
| 3/4      | 209,149.9                        | 187,172.5                                | 21,977.4   | 35.0                  |
| 4/4      | 207,773.4                        | 203,515.2                                | 4,258.2  | 34.0                  |
| 2023.1/4 | 183,444.2                        | 170,868.5                                | 12,575.7   | 31.6                  |
| 2/4      | 195,450.3                        | 200,573.9                                | -5,123.6   | 32.6                  |
| 3/4      | 197,940.8                        | 193,086.4                                | 4,854.4  | 32.0                  |
| 4/4      | 197,728.2                        | 206,198.5                                | -8,470.2   | 30.9                  |
| 2024.1/4 | 174,047.0                        | 177,009.7                                | -2,962.7   | 28.4                  |
| 2/4      | 194,906.6                        | 203,475.4                                | -8,568.8   | 30.7                  |
| 3/4      | 199,445.5                        | 194,239.9                                | 5,205.6  | 30.6                  |

주: 1) 2023년 이후 자료는 잠정치임

자료: 한국은행 경제통계국 국민소득총괄팀

Note: 1) Since 2023, figures are preliminary.

Source: The Bank of Korea.

## XIII. 정부 · 재정 / 금융

Government Finance and Service / Finance

|                          |     |
|--------------------------|-----|
| 1. 통합재정수지                | 293 |
| 2. 예금취급기관개관표(종합표)        | 294 |
| 3. 예금취급기관개관표(중앙은행)       | 296 |
| 4. 예금취급기관개관표(기타예금취급기관)   | 298 |
| 5. 한국은행계정                | 300 |
| 6. 화폐발행잔액                | 302 |
| 7. 권화종별 화폐발행잔액           | 303 |
| 8. M2(광의통화) 상품별 구성내역(말잔) | 304 |
| 9. 예금은행 지급준비액 (신기준, 평잔)  | 305 |
| 10. 예금은행 예금주별 예금(말잔)     | 306 |
| 11. 예금은행 종별 요구불예금(말잔)    | 307 |
| 12. 예금은행 종별 저축성예금        | 308 |
| 13. 예금은행 지역별 예금(말잔)      | 309 |
| 14. 예금은행 지역별 대출금(말잔)     | 310 |
| 15. 예금은행 자금별 대출금(말잔)     | 311 |
| 16. 예금은행 산업별 대출금         | 312 |
| 17. 가계신용                 | 313 |
| 18. 시장금리                 | 314 |
| 19. 지역별 어음부도율            | 315 |
| 20. 어음 교환 및 부도           | 316 |
| 21. 증권거래                 | 317 |
| 22. 증시자금 조달              | 318 |
| 23. 주요 국공채 발행 및 잔액       | 320 |
| 24. 코스피 200 선물 거래실적      | 321 |
| 25. 생명보험 사업의 주요지표        | 322 |
| 26. 손해보험 사업의 주요지표        | 323 |
| 27. 보험사업의 경영효율           | 324 |





## 주요 용어 해설 (Explanation of Terms)

### XIII-1. 통합재정수지(Consolidated central government balance)

- 통합재정은 일반회계, 특별회계, 공공기금간의 전출금 및 전입금 등 회계 간 내부거래와 국채 발행, 차입, 채무상환 등 수지차 보전을 위한 보전거래를 세입과 세출에서 각각 제외한 순계개념의 세입과 세출을 말하며, 통합재정수지는 이러한 순계개념의 세입과 세출의 차를 의미함

### XIII-2. 금융개관표(Financial survey)

- 통화금융기관에 비통화금융기관을 포함하여 작성한 금융기관 전체의 연결대차대조표로 자산 및 부채 항목을 경제부문별(정부, 민간, 해외, 기타) 및 금융수단별로 분류한 것임. 동 개관표를 통하여 총유동성(M3)지표가 작성되고 있으며, 통화금융기관과 비통화금융기관의 유동성부채 창출과정과 유동성의 부문별 공급경로를 체계적으로 파악할 수 있음

### XIII-2. 국내신용(Domestic credit)

- 통화는 정부부문, 민간부문, 해외부문 및 기타부문을 통해 공급되는 데 이중 통화금융기관이 정부부문과 민간부문을 통해 공급한 통화규모로 금융기관의 정부 및 민간에 대한 대출금과 이들이 발행한 유가증권 보유액을 포함함
- 국내신용 = 정부신용 + 민간신용

### XIII-2. 협의통화(M1)

- 화폐의 지급결제수단으로서의 기능을 중시한 지표로서 민간이 보유하고 있는 현금에 예금취급기관의 결제성예금을 더한 것
- 협의통화(M1) = 현금통화 + 요구불예금 + 수시입출식 저축성 예금

### XIII-2. 광의통화(M2)

- 협의통화(M1)보다 넓은 의미의 지표
- 협의통화(M1) + 정기예·적금 + 시장형상품 + 만기2년미만 실적배당형상품+ 만기2년미만 금융채+기타(CMA, 신탁형증권저축, 종금사 발행어음, 2년미만 외화예수금)

### XIII-2. 금융기관유동성(Lf)

- 광의통화(M2) + M2포함 금융상품 중 만기2년이상 정기 예·적금 및 금융채 등 + 한국증권금융(주)의 예수금 + 생명보험회사(우체국보험 포함)의 보험계약준비금 등

#### XIII-4. 요구불예금(Demand deposits)

- 예금자가 언제든지 찾아 쓸 수 있는 예금을 통틀어 이르는 말로 예금취급기관의 당좌예금, 보통예금이 있음

#### XIII-4. 저축성예금(Time and saving deposits)

- 예금납입 및 인출방법에 대해 특정 조건이 있는 기한부 예금으로 주로 장기저축이나 이자수입을 목적으로 하는 예금을 말함. 예금주의 명의 표시에 따라 기명식 정기예금 · 무기명식 정기예금으로 분리하기도 함

#### XIII-5. 양도성 예금증서(Certificate of deposit: CD)

- 단기시장의 육성 및 금리자유화 기반 조성 등에 목적을 둔 저축상품으로, 은행이 정기예금에 대하여 발행하는 예금증서이다. 무기명 할인식으로 발행되며 중도해지는 불가능하나 양도는 가능함. 기간은 30일 이상으로 1년이 넘는 것도 있으나 대개는 90~180일이다. 예금자는 이를 금융시장에서 자유롭게 매매가능하고 높은 수익성, 환금성 및 안전성이 특징임. 한국에서는 1984년부터 발행하기 시작함

#### XIII-5. RP(Repurchase agreement)

- 환매조건부 채권을 말하며, 일정기간이 지난 후에 다시 매입하는 조건으로 채권을 매도함으로써 수요자가 단기자금을 조달하는 금융거래방식의 하나

#### XIII-9. 예금은행(Deposit money banks)

- 일반은행과 특수은행을 포괄하는 개념으로 일반은행에는 시중은행, 지방은행 및 외국은행 국내지점이 포함되며, 특수은행으로는 한국의환은행, 중소기업은행, 국민은행, 한국주택은행, 농업협동조합중앙회, 수산업협동조합중앙회 등이 있음

#### XIII-18. 채권수익률(Bond yields)

- 한국증권업협회가 자본금 기준 10개 대형증권회사가 매출한 각 채권의 금액 가중평균수익률을 일별로 산출하고 있는데 '통화금융' 상의 각 채권수익률은 일별 수익률을 단순평균한 금리임

#### XIII-19. 부도율(Dishonored ratio)

- 어음교환액(장수)에 대한 부도액(장수)의 비율로 시중의 자금사정을 나타내는 지표임

#### XIII-20. 어음 교환(Cleared checks and bills)

- 다수의 은행이 일정한 시간에 일정한 장소에 모여 자행이 수납한 어음 중 타행을 지급지로 하는 어음과 타행이 수납한 어음 중 자행을 지급지로 하는 어음(타점권)을 서로 교환하고 차액은 한국은행에 개설된 당좌예금이체를 통하여 결제하는 제도

XIII-21. 상장주식회전율(Turnover ratio of based on trading volume)

- 거래량을 당해 기간 중의 평균상장주식수로 나눈 것으로 주식의 유통 상황을 판단하기 위해 산출되는 지표
- 상장주식회전율 (거래량회전율) = 총 거래량 ÷ 평균 상장주식수 × 100

XIII-21. 코스피 지수(KOSPI)

- 1980년 1월 4일을 기준으로 전 상장종목 보통주에 대하여 시가 총액식 산출방법에 의하여 종합 주가지수, 산업별 주가지수, 부문별 주가지수 및 자본규모별 주가지수 등으로 작성 발표되고 있음

XIII-24. 선물(Futures)

- 특정일에 계약만 하면서 상품과 대금 인수도는 계약 이후의 특정 날짜에 하는 것으로 약속하고, 그 인수도일에 계약을 이행하는 거래로서, 미리 정한 계약일이 오면 그 사이 거래 당사자들이 거래하기로 한 상품의 시세가 오르든 내리든 거래를 이행해야 함. 농산물, 금속 등 원자재와 증권, 외환, 금융상품에 걸쳐 광범위하게 이뤄지고 있음

XIII-24. 미결제 약정수량(Open interest)

- 선물·옵션시장에 참가하는 투자자가 매수·매도 포지션을 보유한 상태에서 아직 청산되지 않고 남아있는 계약 수를 의미하며, 이는 선물시장에서 가격, 거래량과 함께 시장상황을 판단하는 중요한 지표임. 선물의 경우 신규 선물계약이 늘어나면 미결제약정은 증가하게 되지만 기존 포지션을 청산하는 계약이 증가하면 미결제약정은 감소하게 됨. 포지션을 청산하지 않은 계약 수, 즉 미결제 약정수량이 많다는 것은 선물을 통해 단기 시세차익을 노리는 예측 거래자보다는 실제 수요로 선물거래를 이용하는 투자자가 더 많다는 것을 의미함

XIII-24. 스프레드(Spread)

- 동일선물시장 혹은 관련 선물시장에서 2가지의 상이한 선물계약간의 가격차이를 말함. 스프레드거래란 이러한 상이한 두 선물계약을 동시에 매입 및 매도하는 거래를 뜻함. 스프레드 거래는 각 선물계약의 개별가격 변화보다는 두 선물계약의 가격차이 변화에서 이익을 추구함

XIII-25. 생명보험(Life insurance)

- 보험자가 사망하거나 일정한 연령에 이르면 지불할 것을 약정한 보험

XIII-25. 지급보험금(Claims paid)

- 생명보험에서는 보험사고가 생겼을 때 보험회사가 보험수익자에게 지급하는금액을 말함. 통상, 지급보험금과 보험가입금액과 같은 뜻이며, 그 내역은 만기, 사망, 고도장에 등으로 되어 있음. 손해보험에서는 보험사고가 발생하여 손해가 생겼을 경우에 보험회사가 피보험자에게 지급하는 금액을 말함

#### XIII-25. 사업비(Operating expenses)

- 보험사업을 수행하는 데 소요되는 비용. 따라서 투자비용은 포함되지 않는 것이 원칙이며 생명보험에서는 신계약비, 유지비, 수급비로 분류되고 손해보험에서는 손해조사비, 일반관리비, 영업비, 각종 수수료, 모집비를 총칭해서 말함

#### XIII-25. 운용자산(Invested assets)

- 운용자산에는 현금 및 예치금, 유가증권, 대출채권, 부동산이 있음

#### XIII-25. 자산(Assets)

- 보험업감독규정상 자산은 현금 및 예치금, 당기손익인식증권, 매도가능증권, 만기보유증권, 관계·종속기업투자주식, 대출채권, 부동산, 고정자산, 기타자산 및 특별계정자산으로 구분

#### XIII-25. 책임준비금(Policy reserve)

- 보험계약을 체결한 경우 계약자로부터 매년 납입받는 보험료 중에서 보험료 산출시 적용한 기초율로 비용(사업비, 위험보험금)을 지출하고 계약자에게 장래에 지급할 보험금, 환급금, 계약자배당금 등의 부채에 충당하기 위하여 적립하는 법정준비금으로 보험업감독규정에 의하면 책임준비금은 보험계약부채, 재보험계약부채, 투자계약부채로 구분하여 각각 적립하도록 되어 있음

#### XIII-25. 보험수익(Insurance revenue)

- 기업이 보험계약서비스를 제공함에 따라 지급 받는 대가인 보험료 수취액에 금융효과를 조정하고, 모든 투자요소 금액을 제외한 금액으로 인식한다. 이를 수식으로 표현하면 다음과 같다.  
총 보험수익 = 총 수취보험료 ± 보험금융비용(수익) - 투자요소 다만, IFRS17 시행 이후 포괄손익계산서 보험수익의 세부 계정과목은 예상보험금, 예상손해조사비, 예상계약유지비, 예상투자관리비, 위험조정변동, 보험계약마진상각 등으로 되어 있음

#### XIII-25. 발생보험금(Incurred claims)

- 보험계약 집합 측정 시 포함되는 현금흐름 중 당기에 실제로 발생한 보험금으로, 투자요소를 제외하고 손실요소배분액을 차감하기 전 금액

#### XIII-25. 보험계약부채(Insurance contract liabilities)

- 보험계약대출(부(-)의 부채)\*, 계약자 배당부채 등이 있으며, 보험업감독규정에 의하면 보험계약부채는 결산시점 현재 아직 발생하지 않은 보험사고 및 지급사유가 발생하지 않은 투자요소에 대한 부채(잔여보장요소)와 발생한 보험사고 및 지급사유가 발생하였으나 지급되지 않은 투자요소에 대한 부채(발생사고요소)로 구분하여 각각 적립하도록 되어 있음

\* IFRS17 이전에는 보험약관대출금과 같은 대출채권으로 자산으로 계상함

XIII-26. 손해보험(Non-life insurance)

- 불의의 사고로 생기는 손해에 대하여 보상받을 수 있는 보험

XIII-26. 경과보험료(Earned premiums)

- 보험기간의 경과를 감안하여 당기의 수익으로 계상되는 보험료 수입. 보험계약에서는 계약연도와 보험회사의 회계연도가 일치하지 않는 것이 일반적인데, 계약연도에 해당하는 보험료 중 회계연도 말에 기간이 경과하여 당기의 수익으로 계상하는 것이 타당한 보험료가 경과보험료이고, 경과보험료를 제외한 나머지 부분은 차기 회계연도의 일부에 해당하여 미경과보험료라고 함

XIII-26. 재보험수익(Reinsurance revenue)

- 보유한 재보험계약에서 당기에 실제로 회수되는 재보험금으로 투자요소를 제외하고, 손실요소 배분액을 차감하기 전 금액을 말하는 발생재보험금과 그외 발생손해조사비, 손실회수요소관련수익, 손실회수요소배분액, 발생사고요소조정, 기타재보험수익이 있음

XIII-26. 예상재보험금(Expected reinsurance claims)

- 취득한 보험계약 집합 측정 시 포함되는 현금흐름 중 당기에 보험사고 발생 시 회수할 것으로 예상한 재보험금으로, 투자요소를 제외한 금액

XIII-27. 신계약률(Ratio of new business)

- 신계약률 = 신계약액 ÷ 연초보유계약액 × 100

XIII-27. 효력상실·해약률(Ratio of lapses & surrenders)

- 효력상실·해약률 = 효력상실·해약액 ÷ (연초보유계약액+신계약액) × 100

XIII-27. 원수손해율(Direct loss ratio)

- 원수손해율 = 원수보험금 ÷ 원수보험료 × 100

XIII-27. 경과손해율(Earned incurred loss ratio)

- 경과손해율 = 발생손해액 ÷ 경과보험료 × 100





# 1. 통합재정수지<sup>1)</sup>

## Consolidated Central Government Balance

단위: 10억원

In billion won

|       |       | 수 입                       |                     |             | 지출 및 순융자                                |                           |
|-------|-------|---------------------------|---------------------|-------------|---|---------------------------|
|       |       | 경 상 수 입                   |                     | 자 본 수 입     |   |                           |
|       |       | Revenues                  | Current revenue     |             | Capital revenue                         | Expenditure & net lending |
| 2023. | 5     | 245,430                   | 243,985             | 1,445       | 276,218                                 |                           |
|       | 6     | 282,315                   | 280,707             | 1,607       | 337,759                                 |                           |
|       | 7     | 336,911                   | 334,984             | 1,926       | 374,798                                 |                           |
|       | 8     | 375,951                   | 373,865             | 2,086       | 407,276                                 |                           |
|       | 9     | 415,578                   | 413,034             | 2,543       | 446,732                                 |                           |
|       | 10    | 468,163                   | 465,378             | 2,785       | 478,607                                 |                           |
|       | 11    | 501,462                   | 498,325             | 3,137       | 520,917                                 |                           |
|       | 12    | 543,586                   | 539,887             | 3,700       | 580,354                                 |                           |
|       | 2024. | 1                         | 64,680              | 64,479      | 201                                     | 53,443                    |
|       |       | 2                         | 92,482              | 92,133      | 349                                     | 122,383                   |
|       |       | 3                         | 138,333             | 137,740     | 593                                     | 203,074                   |
|       |       | 4                         | 200,514             | 199,681     | 832                                     | 247,595                   |
| 5     |       | 242,902                   | 241,819             | 1,083       | 295,059                                 |                           |
| 6     |       | 278,250                   | 276,159             | 2,090       | 354,219                                 |                           |
| 7     |       | 336,459                   | 334,141             | 2,317       | 388,801                                 |                           |
| 8     |       | 373,845                   | 371,337             | 2,508       | 424,198                                 |                           |
| 9     |       | 413,522                   | 410,711             | 2,811       | 466,410                                 |                           |
| 10    |       | 470,323                   | 467,288             | 3,035       | 500,788                                 |                           |
| 11    |       | 510,991                   | 507,526             | 3,465       | 539,172                                 |                           |
|       |       |                           |                     |             |   |                           |
|       |       | 지출 및 순융자                  |                     |             | 통합재정수지                                  |                           |
|       |       | Expenditure & net lending |                     |             |   |                           |
|       |       | 경 상 지출                    | 자 본 지출              | 순 융 자       |   |                           |
|       |       | Current expenditure       | Capital expenditure | Net lending | Consolidated central government balance |                           |
| 2023. | 5     | 240,084                   | 17,250              | 18,884      | -30,789                                 |                           |
|       | 6     | 294,152                   | 23,410              | 20,198      | -55,444                                 |                           |
|       | 7     | 329,664                   | 24,780              | 20,353      | -37,887                                 |                           |
|       | 8     | 360,251                   | 25,992              | 21,033      | -31,325                                 |                           |
|       | 9     | 397,678                   | 27,948              | 21,106      | -31,154                                 |                           |
|       | 10    | 429,052                   | 29,556              | 19,999      | -10,444                                 |                           |
|       | 11    | 470,213                   | 31,689              | 19,014      | -19,455                                 |                           |
|       | 12    | 523,270                   | 36,437              | 20,647      | -36,768                                 |                           |
|       | 2024. | 1                         | 51,271              | 1,878       | 294                                     | 11,237                    |
|       |       | 2                         | 108,094             | 7,198       | 7,092                                   | -29,902                   |
|       |       | 3                         | 173,601             | 15,530      | 13,943                                  | -64,741                   |
|       |       | 4                         | 214,396             | 17,864      | 15,336                                  | -47,082                   |
| 5     |       | 258,818                   | 20,287              | 15,954      | -52,157                                 |                           |
| 6     |       | 310,746                   | 25,869              | 17,604      | -75,970                                 |                           |
| 7     |       | 344,471                   | 27,003              | 17,327      | -52,343                                 |                           |
| 8     |       | 377,654                   | 28,571              | 17,974      | -50,354                                 |                           |
| 9     |       | 418,616                   | 30,564              | 17,230      | -52,888                                 |                           |
| 10    |       | 450,936                   | 32,158              | 17,693      | -30,464                                 |                           |
| 11    |       | 486,761                   | 34,251              | 18,159      | -28,180                                 |                           |

주: 1) 월자료는 당해년도의 누계치임  
자료: 기획재정부

Note: 1) Monthly figures are the total amount from Jan. to the corresponding month.  
Source: Ministry of Economy and Finance.

2. 예금취급기관개관표(종합표)<sup>1)</sup>

단위: 10억원

|                 | 자 산 Assets  |                                  |                              |                         |           |                             |
|-----------------|-------------|----------------------------------|------------------------------|-------------------------|-----------|-----------------------------|
|                 | 국내신용        |                                  |                              |                         |           |                             |
|                 | 중앙정부부문 (순)  | 중앙정부                             |                              | 신용증가 (+)                | 중앙정부      | 신용감소 (-)                    |
|                 |             | Net claims on central government | Claims on central government | 국 채<br>Government bonds |           | 정부예금<br>Government deposits |
|                 |             |                                  |                              |                         |           |                             |
| Domestic claims |             |                                  |                              |                         |           |                             |
| 2019            | 3,282,770.9 | -186,825.3                       | 138,739.2                    | 133,729.0               | 325,564.5 | 291,945.6                   |
| 2020            | 3,600,072.5 | -182,161.3                       | 165,978.6                    | 160,200.8               | 348,139.9 | 313,133.4                   |
| 2021            | 4,036,599.7 | -173,584.2                       | 203,440.5                    | 197,222.5               | 377,024.9 | 340,381.3                   |
| 2022            | 4,357,464.0 | -143,081.7                       | 222,774.0                    | 217,320.9               | 365,855.7 | 328,016.8                   |
| 2023            | 4,580,907.1 | -102,293.2                       | 245,130.6                    | 235,421.9               | 347,423.7 | 309,782.6                   |
| 2023. 11        | 4,580,451.1 | -117,012.8                       | 248,821.6                    | 242,834.8               | 365,834.4 | 325,965.2                   |
|                 | 4,580,907.1 | -102,293.2                       | 245,130.6                    | 235,421.9               | 347,423.7 | 309,782.6                   |
| 2024. 1         | 4,599,360.9 | -112,067.4                       | 249,135.3                    | 243,574.5               | 361,202.7 | 324,165.9                   |
|                 | 4,626,502.5 | -89,022.4                        | 266,478.9                    | 250,769.2               | 355,501.2 | 318,169.4                   |
|                 | 4,669,320.8 | -53,354.4                        | 295,813.0                    | 257,129.0               | 349,167.4 | 310,852.0                   |
| 4               | 4,680,561.7 | -75,564.4                        | 283,552.8                    | 271,996.6               | 359,117.2 | 315,775.5                   |
|                 | 4,711,237.8 | -65,904.8                        | 290,706.0                    | 277,089.9               | 356,610.9 | 315,031.4                   |
|                 | 4,740,156.9 | -53,485.9                        | 291,819.2                    | 265,824.0               | 345,305.2 | 308,223.1                   |
| 7               | 4,722,628.2 | -79,237.6                        | 273,304.5                    | 267,072.3               | 352,542.2 | 314,360.7                   |
|                 | 4,734,444.2 | -64,667.3                        | 282,467.9                    | 260,232.5               | 347,135.2 | 308,984.4                   |
|                 | 4,765,815.3 | -73,476.2                        | 264,021.8                    | 243,869.6               | 337,498.0 | 296,776.4                   |
| 10              | 4,761,730.8 | -85,819.2                        | 251,377.3                    | 245,328.9               | 337,196.5 | 299,427.2                   |
| 11 p)           | 4,809,854.5 | -75,785.8                        | 251,834.4                    | 245,844.7               | 327,620.1 | 290,955.1                   |

|          | 자 산 Assets  |  |              |                                      |   |             |              |                                      |
|----------|---|--|--------------|--------------------------------------|---|-------------|--------------|--------------------------------------|
|          | 국내신용 Domestic claims  |  |              |                                      |   |             |              |                                      |
|          | 지방정부 및<br>사회보장기구<br><br>Claims on local government & social security org. | 기타금융기관부문 <sup>3)</sup><br><br>Claims on other financial corporations |              |                                      | 기업부문 <sup>4)</sup><br><br>Claims on nonfinancial corporations |             |              |                                      |
|          |   |  | 대출금<br>Loans | 유가증권<br>Securities other than shares |   |             | 대출금<br>Loans | 유가증권<br>Securities other than shares |
|          |   |  |              |                                      |   |             |              |                                      |
| 2019     | 13,581.0  | 536,822.8  | 33,986.4     | 266,177.4                            | 1,772,942.3   | 1,254,365.3 | 261,513.6    |                                      |
| 2020     | 12,481.5  | 572,067.2  | 40,004.1     | 292,141.1                            | 1,964,038.9   | 1,422,324.1 | 280,114.2    |                                      |
| 2021     | 12,672.1  | 629,979.1  | 45,082.6     | 324,479.0                            | 2,240,900.6   | 1,627,948.6 | 322,864.1    |                                      |
| 2022     | 12,671.2  | 689,263.8  | 53,631.3     | 334,231.6                            | 2,480,263.8   | 1,847,478.9 | 352,504.3    |                                      |
| 2023     | 14,576.6  | 714,968.5  | 53,964.7     | 320,928.1                            | 2,649,714.0   | 1,942,936.2 | 394,806.0    |                                      |
| 2023. 11 | 15,557.4  | 714,488.4  | 53,695.8     | 324,232.1                            | 2,662,361.2   | 1,956,541.6 | 395,278.7    |                                      |
|          | 14,576.6  | 714,968.5  | 53,964.7     | 320,928.1                            | 2,649,714.0   | 1,942,936.2 | 394,806.0    |                                      |
| 2024. 1  | 15,548.5  | 716,617.4  | 53,035.6     | 323,125.7                            | 2,673,848.6   | 1,960,748.5 | 401,792.5    |                                      |
|          | 14,226.9  | 718,255.7  | 53,283.4     | 323,972.7                            | 2,679,617.5   | 1,969,722.9 | 399,457.6    |                                      |
|          | 14,955.8  | 722,695.6  | 53,526.5     | 322,685.2                            | 2,686,468.0   | 1,971,466.0 | 400,435.6    |                                      |
| 4        | 15,117.4  | 720,203.4  | 53,199.4     | 317,174.6                            | 2,717,856.3   | 1,990,931.6 | 404,052.2    |                                      |
|          | 17,203.5  | 718,226.6  | 53,469.8     | 315,569.5                            | 2,732,874.0   | 2,001,319.6 | 402,320.0    |                                      |
|          | 15,326.3  | 731,941.1  | 54,670.7     | 314,208.0                            | 2,733,768.2   | 1,997,732.7 | 403,736.5    |                                      |
| 7        | 15,621.7  | 727,747.0  | 54,284.1     | 309,838.0                            | 2,740,063.6   | 2,012,426.3 | 393,760.5    |                                      |
|          | 15,261.5  | 717,729.0  | 54,360.7     | 307,869.9                            | 2,737,976.7   | 2,020,769.9 | 387,657.1    |                                      |
|          | 14,944.3  | 745,079.6  | 55,949.2     | 308,418.0                            | 2,745,914.5   | 2,024,512.9 | 388,613.6    |                                      |
| 10       | 16,696.0  | 730,306.1  | 54,740.3     | 306,583.3                            | 2,762,455.5   | 2,040,885.2 | 383,211.3    |                                      |
| 11 p)    | 16,279.2  | 753,414.2  | 56,461.6     | 309,582.5                            | 2,772,977.3   | 2,050,927.1 | 386,782.6    |                                      |

주: 1) 중앙은행, 기타예금취급기관 포괄

2) 국민연금기금, 고용보험기금, 산업재해보상기금 등

3) 생명보험회사, 손해보험회사, 증권회사, 여신전문금융회사, 한국주택금융공사 등

4) 공기업, 민간기업

5) 차입금, 파생상품 등

자료: 한국은행 경제통계국 금융통계팀



2. Depository Corporations Survey <sup>1)</sup>

In billion won

| 자 산                  |                 | Assets             |                |                    |                     | 자산 또는 부채<br>· 자본 합계 |          |   |
|----------------------|-----------------|--------------------|----------------|--------------------|---------------------|---------------------|----------|---|
| 국내 신용                | Domestic claims | 순 국 외 자 산          |                | 국 외 자 산 (+)        |                     |                     |          | 국 외 부 채 (-)                             |
| 가 계 부 문              | 대출금             |                    |                | Foreign assets     | Foreign securities  |                     |          |   |
| Claims on households | Loans           | Net foreign assets | Foreign assets | Foreign securities | Foreign liabilities |                     |          | Total assets or liabilities & net worth |
| 1,146,250.0          | 1,145,108.7     | 611,842.1          | 901,272.3      | 455,826.2          | 289,430.2           | 3,894,613.0         | 2019     |   |
| 1,233,646.3          | 1,232,347.3     | 628,225.6          | 933,478.0      | 454,726.6          | 305,252.4           | 4,228,298.1         | 2020     |   |
| 1,326,632.3          | 1,325,366.3     | 704,947.9          | 1,058,810.0    | 511,579.5          | 353,862.1           | 4,741,547.5         | 2021     |   |
| 1,318,346.9          | 1,316,921.9     | 676,329.7          | 1,093,103.6    | 483,070.7          | 416,773.9           | 5,033,793.6         | 2022     |   |
| 1,303,941.1          | 1,302,746.5     | 717,813.3          | 1,086,457.9    | 504,853.7          | 368,644.6           | 5,298,720.3         | 2023     |   |
| 1,305,056.9          | 1,303,821.1     | 708,478.4          | 1,088,309.5    | 507,493.6          | 379,831.1           | 5,288,929.5         | 11. 2023 |   |
| 1,303,941.1          | 1,302,746.5     | 717,813.3          | 1,086,457.9    | 504,853.7          | 368,644.6           | 5,298,720.3         | 12       |   |
| 1,305,413.9          | 1,304,169.8     | 720,126.8          | 1,107,659.8    | 505,304.9          | 387,533.0           | 5,319,487.7         | 1. 2024  |   |
| 1,303,424.9          | 1,302,125.9     | 731,622.0          | 1,107,957.6    | 510,676.4          | 376,335.6           | 5,358,124.5         | 2        |   |
| 1,298,555.8          | 1,297,148.8     | 746,251.9          | 1,133,199.0    | 509,121.8          | 386,947.1           | 5,415,572.7         | 3        |   |
| 1,302,949.0          | 1,301,582.1     | 732,399.4          | 1,139,007.5    | 518,306.4          | 406,608.1           | 5,412,961.0         | 4        |   |
| 1,308,838.5          | 1,307,460.8     | 738,922.3          | 1,136,953.7    | 520,692.7          | 398,031.5           | 5,450,160.1         | 5        |   |
| 1,312,607.2          | 1,310,947.5     | 794,601.8          | 1,194,276.0    | 540,840.3          | 399,674.2           | 5,534,758.6         | 6        |   |
| 1,318,433.5          | 1,316,960.6     | 800,899.7          | 1,198,068.6    | 545,867.6          | 397,168.9           | 5,523,527.8         | 7        |   |
| 1,328,144.3          | 1,326,611.4     | 797,766.2          | 1,185,040.7    | 547,673.2          | 387,274.5           | 5,532,210.4         | 8        |   |
| 1,333,353.2          | 1,331,858.2     | 810,945.7          | 1,204,228.3    | 552,949.0          | 393,282.6           | 5,576,760.9         | 9        |   |
| 1,338,092.3          | 1,336,631.1     | 824,695.7          | 1,218,282.1    | 560,623.4          | 393,586.4           | 5,586,426.4         | 10       |   |
| 1,342,969.5          | 1,341,385.4     | 841,376.3          | 1,241,850.4    | 564,233.0          | 400,474.1           | 5,651,230.7         | 11 p)    |   |

| 부 채          |                           | Liabilities                                   |                 |                   | 자 본 계 정                 | 통 합 조 정 (순)                   |          |
|--------------|---------------------------|---|-----------------|-------------------|-------------------------|-------------------------------|----------|
| 광 의 통 화 (M2) | M2 제 외 예 수 금              | M2 제 외 유 가 증 권                                | 차 입 금 등 5)      | 기 타 (순)           |                         |                               |          |
|              |                           | Securities other than shares excluded from M2 | Borrowings etc. | Other items (net) | Shares and other equity | Consolidation adjustment, net |          |
| Broad money  | Deposits excluded from M2 |   |                 |                   |                         |                               |          |
| 2,913,609.6  | 558,582.4                 | 184,383.3                                     | 48,924.1        | 47,207.0          | 255,610.0               | -113,703.3                    | 2019     |
| 3,199,835.7  | 586,922.8                 | 171,096.1                                     | 61,387.9        | 30,380.3          | 276,972.1               | -98,296.9                     | 2020     |
| 3,613,687.6  | 630,791.0                 | 177,935.9                                     | 59,594.9        | 67,067.0          | 338,889.6               | -146,418.3                    | 2021     |
| 3,758,235.5  | 709,734.4                 | 154,561.3                                     | 92,247.8        | 68,547.1          | 337,945.3               | -87,477.6                     | 2022     |
| 3,904,552.6  | 769,637.6                 | 167,643.1                                     | 73,238.7        | 120,660.2         | 379,615.0               | -116,626.8                    | 2023     |
| 3,906,680.7  | 749,521.8                 | 165,752.9                                     | 80,006.7        | 131,082.6         | 375,730.8               | -119,845.9                    | 11. 2023 |
| 3,904,552.6  | 769,637.6                 | 167,643.1                                     | 73,238.7        | 120,660.2         | 379,615.0               | -116,626.8                    | 12       |
| 3,903,018.5  | 776,898.2                 | 162,607.1                                     | 77,437.9        | 119,969.2         | 387,292.1               | -107,735.3                    | 1. 2024  |
| 3,967,852.0  | 765,542.8                 | 162,977.2                                     | 79,677.3        | 112,989.3         | 389,431.7               | -120,345.7                    | 2        |
| 4,014,175.2  | 766,749.9                 | 162,417.8                                     | 77,714.4        | 119,700.1         | 389,080.5               | -114,265.0                    | 3        |
| 3,971,094.3  | 773,886.5                 | 162,706.2                                     | 88,113.4        | 123,409.8         | 393,884.9               | -100,134.2                    | 4        |
| 4,009,360.8  | 770,494.8                 | 166,200.3                                     | 85,041.0        | 139,389.3         | 402,875.6               | -123,201.7                    | 5        |
| 4,040,147.1  | 775,586.5                 | 167,655.7                                     | 80,266.4        | 170,527.1         | 410,310.9               | -109,735.1                    | 6        |
| 4,042,364.7  | 782,063.0                 | 165,322.1                                     | 79,991.4        | 180,865.7         | 415,044.2               | -142,123.2                    | 7        |
| 4,072,330.6  | 785,537.7                 | 171,348.6                                     | 75,497.5        | 150,000.8         | 415,352.5               | -137,857.4                    | 8        |
| 4,076,483.0  | 786,985.1                 | 178,613.1                                     | 72,558.7        | 176,700.0         | 417,400.6               | -131,979.6                    | 9        |
| 4,117,633.7  | 789,269.5                 | 184,262.9                                     | 78,341.5        | 144,573.0         | 426,867.4               | -154,521.6                    | 10       |
| 4,157,642.5  | 795,831.9                 | 191,490.7                                     | 80,677.0        | 141,599.2         | 437,445.9               | -153,456.4                    | 11 p)    |

Note: 1) Central bank and other depository corporations (ODCs)

2) National pension fund, unemployment insurance fund, industrial accident prevention fund, etc.

3) Life and non-life insurance corporation, securities companies, finance companies, Korea Housing Finance Corporation, etc.

4) Public and private non-financial corporations

5) Borrowings, financial derivatives, etc.

Source: The Bank of Korea.

3. 예금취급기관개관표(중앙은행) <sup>1)6)</sup>

단위: 10억원

|                 | 자산 Assets                   |                         |              |                                     |                 |   |           |                           |
|-----------------|-----------------------------|-------------------------|--------------|-------------------------------------|-----------------|---|-----------|---------------------------|
|                 | 국내신용                        |                         |              |                                     |                 |   |           | 기타예금취급기관 부문 <sup>2)</sup> |
|                 | 중앙정부부문 (순)                  |                         |              |                                     |                 |   |           |                           |
|                 | 중앙정부 신용증가 (+)               |                         |              | 중앙정부 신용감소 (-)                       |                 |   |           |                           |
|                 | 국채                          |                         |              |                                     |                 | 정부예금                                    |           |                           |
| Domestic claims | Net claims on central gov't | Claims on central gov't | Gov't. bonds | Less : liabilities to central gov't | Gov't. deposits | Claims on other depository corporations | 대출금 Loans |                           |
| 2019            | -157,051.0                  | -223,806.5              | 18,777.5     | 16,723.1                            | 242,583.9       | 242,583.9                               | 65,697.4  | 19,426.4                  |
| 2020            | -147,793.4                  | -224,911.9              | 28,126.7     | 25,939.9                            | 253,038.6       | 253,038.6                               | 74,400.4  | 34,065.0                  |
| 2021            | -148,537.0                  | -243,927.4              | 31,455.3     | 28,959.3                            | 275,382.9       | 275,382.9                               | 88,379.3  | 38,989.7                  |
| 2022            | -86,165.0                   | -228,491.5              | 33,913.4     | 32,067.6                            | 262,404.9       | 262,404.9                               | 133,515.8 | 40,037.9                  |
| 2023            | -102,026.0                  | -210,468.4              | 35,131.7     | 29,082.3                            | 245,600.1       | 245,600.1                               | 103,778.8 | 19,644.9                  |
| 2023. 11        | -116,541.4                  | -210,707.5              | 31,597.7     | 29,777.2                            | 242,305.2       | 242,305.2                               | 93,062.5  | 19,647.1                  |
|                 | -102,026.0                  | -210,468.4              | 35,131.7     | 29,082.3                            | 245,600.1       | 245,600.1                               | 103,778.8 | 19,644.9                  |
| 2024. 1         | -110,690.9                  | -207,662.6              | 30,365.2     | 29,082.3                            | 238,027.8       | 238,027.8                               | 96,008.0  | 19,400.8                  |
|                 | -105,044.0                  | -193,605.3              | 40,399.4     | 29,072.7                            | 234,004.6       | 234,004.6                               | 87,696.2  | 19,079.8                  |
|                 | -85,331.8                   | -165,621.7              | 62,444.5     | 28,288.3                            | 228,066.1       | 228,066.1                               | 79,424.9  | 18,807.0                  |
| 4               | -107,093.6                  | -191,892.2              | 35,630.2     | 28,284.2                            | 227,522.4       | 227,522.4                               | 83,933.6  | 21,615.1                  |
|                 | -96,537.5                   | -186,199.1              | 37,645.3     | 28,280.0                            | 223,844.4       | 223,844.4                               | 88,796.6  | 25,511.0                  |
| 5               | -85,937.5                   | -171,630.0              | 48,836.7     | 27,515.5                            | 220,466.7       | 220,466.7                               | 84,827.6  | 26,637.2                  |
| 7               | -107,457.1                  | -189,510.6              | 28,946.7     | 27,510.6                            | 218,457.4       | 218,457.4                               | 81,188.5  | 26,404.6                  |
|                 | -88,709.4                   | -167,323.2              | 45,201.6     | 27,505.7                            | 212,524.9       | 212,524.9                               | 77,748.9  | 26,099.1                  |
| 8               | -92,717.1                   | -167,930.6              | 41,624.3     | 25,891.8                            | 209,554.9       | 209,554.9                               | 74,348.5  | 25,681.8                  |
| 9               | -106,833.8                  | -178,405.3              | 27,063.6     | 25,888.2                            | 205,469.0       | 205,469.0                               | 70,476.6  | 25,074.2                  |
|                 | -97,186.1                   | -175,343.9              | 27,296.3     | 25,884.6                            | 202,640.1       | 202,640.1                               | 76,572.8  | 24,740.5                  |
| 11 p)           |                             |                         |              |                                     |                 |   |           |                           |

|          | 자산 Assets                              |         |                                |       |                    |                |                    |          |
|----------|--|---------|--------------------------------|-------|--------------------|----------------|--------------------|----------|
|          | 국내신용 Domestic claims                   |         |                                |       | 순국의자산              |                |                    |          |
|          | 기타금융기관 부문 <sup>4)</sup>                |         | 기업부문 <sup>5)</sup>             |       | Net foreign assets | 국외자산 (+)       |                    | 국외부채 (-) |
|          | Claims on other financial corporations | 대출금     | Claims on nonfin. corp. sector | 대출금   |                    | Foreign assets | 외국증권               |          |
|          |  | Loans   |                                | Loans |                    |                | Foreign securities |          |
| 2019     | 745.0                                  | 0.0     | 313.0                          | 313.0 | 529,145.4          | 578,256.5      | 375,336.8          | 49,111.1 |
| 2020     | 2,505.0                                | 1,760.0 | 213.0                          | 213.0 | 548,791.3          | 594,981.6      | 374,708.1          | 46,190.3 |
| 2021     | 7,011.0                                | 2,446.0 | 0.0                            | 0.0   | 619,497.8          | 693,014.4      | 406,624.9          | 73,516.6 |
| 2022     | 8,810.7                                | 1,725.7 | 0.0                            | 0.0   | 575,961.4          | 644,465.6      | 361,297.6          | 68,504.2 |
| 2023     | 4,663.7                                | 98.7    | 0.0                            | 0.0   | 591,130.1          | 641,074.3      | 371,449.7          | 49,944.2 |
| 2023. 11 | 1,103.7                                | 238.7   | 0.0                            | 0.0   | 584,800.6          | 635,013.3      | 376,271.5          | 50,212.8 |
|          | 4,663.7                                | 98.7    | 0.0                            | 0.0   | 591,130.1          | 641,074.3      | 371,449.7          | 49,944.2 |
| 2024. 1  | 963.7                                  | 98.7    | 0.0                            | 0.0   | 585,616.7          | 636,854.4      | 366,798.1          | 51,237.6 |
|          | 865.0                                  | 0.0     | 0.0                            | 0.0   | 587,412.3          | 636,825.5      | 368,853.2          | 49,413.2 |
|          | 865.0                                  | 0.0     | 0.0                            | 0.0   | 602,881.1          | 652,571.1      | 362,186.5          | 49,690.0 |
| 4        | 865.0                                  | 0.0     | 0.0                            | 0.0   | 590,207.6          | 641,133.0      | 367,725.1          | 50,925.3 |
|          | 865.0                                  | 0.0     | 0.0                            | 0.0   | 594,030.3          | 645,290.2      | 366,683.7          | 51,259.9 |
| 5        | 865.0                                  | 0.0     | 0.0                            | 0.0   | 630,403.9          | 682,517.3      | 382,232.8          | 52,113.4 |
| 7        | 865.0                                  | 0.0     | 0.0                            | 0.0   | 627,915.3          | 682,495.4      | 383,301.6          | 54,580.1 |
|          | 865.0                                  | 0.0     | 0.0                            | 0.0   | 624,350.3          | 677,412.4      | 382,816.6          | 53,062.2 |
| 8        | 865.0                                  | 0.0     | 0.0                            | 0.0   | 636,361.7          | 689,755.4      | 386,077.1          | 53,393.7 |
| 9        | 1,095.0                                | 0.0     | 0.0                            | 0.0   | 635,093.5          | 687,576.7      | 389,773.4          | 52,483.2 |
|          | 1,585.0                                | 0.0     | 0.0                            | 0.0   | 641,886.8          | 695,315.0      | 389,596.5          | 53,428.2 |
| 11 p)    |  |         |                                |       |                    |                |                    |          |

주: 1) 외평기금 포함

2) 예금은행, 자산운용회사, 상호저축은행, 상호금융 등

3) 통화안정증권, 외국환평형기금채권

4) 생명보험회사, 손해보험회사, 증권회사, 여신전문금융회사, 한국주택금융공사 등

5) 양곡관리특별회계, 조달특별회계 등

6) 기타유동자산(부채) 등의 회계처리기준 변경을 반영하여 과거 시계열이 일부 수정되었음

자료: 한국은행 경제통계국 금융통계팀

3. Depository Corporations Survey (Central Bank) <sup>1)6)</sup>

In billion won

| 자산 또는 부채<br>· 자본 합계                           | 부 채       |           |                        |          |           |                             | Liabilities |               |
|---|-----------|-----------|------------------------|----------|-----------|-----------------------------|-------------|---------------|
|   | 본원통화      | 현금통화      | 기타예금취급기관에 대한 부채        |          |           | M2포함 유가 <sup>3)</sup><br>증권 |             |               |
|   |           |           | Liabilities to<br>ODCs | 시 재금     | 지준예치금     |                             |             |               |
|   |           |           |                        |          |           |                             |             | Monetary base |
| Total assets or<br>liabilities & net<br>worth |           |           |                        |          |           |                             |             |               |
| 372,094.3                                     | 191,829.3 | 114,523.9 | 77,305.4               | 11,021.7 | 66,283.7  | 13,433.8                    | 2019        |               |
| 400,997.9                                     | 221,503.7 | 136,152.6 | 85,351.2               | 11,249.3 | 74,101.9  | 10,339.9                    | 2020        |               |
| 470,960.5                                     | 248,785.5 | 156,264.2 | 92,521.4               | 11,148.4 | 81,373.0  | 10,263.8                    | 2021        |               |
| 489,796.5                                     | 275,963.5 | 162,855.8 | 113,107.7              | 11,843.6 | 101,264.1 | 6,496.8                     | 2022        |               |
| 489,104.1                                     | 274,077.0 | 170,324.0 | 103,753.0              | 10,602.5 | 93,150.6  | 5,329.6                     | 2023        |               |
| 468,259.2                                     | 262,299.7 | 168,221.4 | 94,078.2               | 11,205.7 | 82,872.5  | 5,620.6                     | 11. 2023    |               |
| 489,104.1                                     | 274,077.0 | 170,324.0 | 103,753.0              | 10,602.5 | 93,150.6  | 5,329.6                     | 12          |               |
| 474,925.8                                     | 269,093.6 | 171,410.1 | 97,683.5               | 13,227.7 | 84,455.8  | 5,980.7                     | 1. 2024     |               |
| 482,368.3                                     | 270,376.7 | 173,341.7 | 97,035.0               | 12,794.2 | 84,240.8  | 4,576.8                     | 2           |               |
| 517,549.3                                     | 279,877.8 | 173,576.4 | 106,301.3              | 11,092.6 | 95,208.7  | 4,809.7                     | 3           |               |
| 483,114.0                                     | 268,507.5 | 174,439.7 | 94,067.7               | 11,080.4 | 82,987.4  | 3,451.4                     | 4           |               |
| 497,492.8                                     | 277,730.5 | 175,441.6 | 102,288.9              | 11,207.0 | 91,081.9  | 3,054.6                     | 5           |               |
| 544,466.5                                     | 285,032.5 | 175,915.2 | 109,117.3              | 10,831.7 | 98,285.6  | 4,096.6                     | 6           |               |
| 520,458.2                                     | 268,519.7 | 176,368.0 | 92,151.7               | 11,084.8 | 81,066.9  | 2,755.7                     | 7           |               |
| 535,640.9                                     | 284,296.6 | 176,777.9 | 107,518.7              | 11,649.7 | 95,869.0  | 2,977.2                     | 8           |               |
| 543,644.6                                     | 282,293.9 | 178,672.4 | 103,621.5              | 12,781.3 | 90,840.2  | 3,435.7                     | 9           |               |
| 528,259.8                                     | 271,534.8 | 179,120.9 | 92,413.8               | 11,153.7 | 81,260.1  | 4,616.9                     | 10          |               |
| 544,700.7                                     | 278,258.7 | 180,377.2 | 97,881.5               | 10,506.9 | 87,374.6  | 4,925.0                     | 11 p)       |               |

| 부 채         |                        | Liabilities                |           |                        | 자본계정     | 통합조정 (순) |          |
|-------------|------------------------|----------------------------|-----------|------------------------|----------|----------|----------|
| M2제외<br>예수금 | 기타예금취급<br>기관에 대한<br>부채 | M2제외<br>유가증권 <sup>3)</sup> | 기타 (순)    | 기타예금취급<br>기관에 대한<br>부채 |          |          |          |
|             |                        |                            |           |                        |          |          |          |
| 17,185.0    | 17,185.0               | 150,604.3                  | 98,462.4  | -2,963.8               | -1,494.3 | 0.0      | 2019     |
| 24,881.2    | 24,881.2               | 148,907.4                  | 101,695.2 | -14,630.4              | 746.1    | 0.0      | 2020     |
| 29,291.1    | 29,291.1               | 129,943.2                  | 82,613.1  | 7,963.9                | 37,713.0 | 0.0      | 2021     |
| 46,984.1    | 46,984.1               | 105,919.2                  | 69,759.9  | 22,770.2               | 24,382.7 | 0.0      | 2022     |
| 19,204.2    | 19,204.2               | 116,198.8                  | 77,874.5  | 29,981.1               | 43,473.4 | 0.0      | 2023     |
| 14,023.2    | 14,023.2               | 114,242.4                  | 76,259.7  | 34,139.1               | 37,868.2 | -834.0   | 11. 2023 |
| 19,204.2    | 19,204.2               | 116,198.8                  | 77,874.5  | 29,981.1               | 43,473.4 | 0.0      | 12       |
| 11,435.4    | 11,435.4               | 110,566.2                  | 74,476.6  | 30,006.7               | 48,997.5 | -1,854.2 | 1. 2024  |
| 12,363.5    | 12,363.5               | 113,614.5                  | 77,481.4  | 28,831.1               | 53,271.4 | -1,865.8 | 2        |
| 24,937.8    | 24,937.8               | 115,090.2                  | 79,291.5  | 28,656.1               | 57,493.7 | -1,856.1 | 3        |
| 11,418.4    | 11,418.4               | 112,088.4                  | 77,219.5  | 28,601.5               | 59,102.2 | -1,855.5 | 4        |
| 11,135.0    | 11,135.0               | 113,789.1                  | 77,980.8  | 29,263.5               | 64,103.4 | -1,983.2 | 5        |
| 18,109.9    | 18,109.9               | 115,500.0                  | 78,315.9  | 54,046.4               | 68,161.8 | -980.8   | 6        |
| 14,120.6    | 14,120.6               | 110,845.1                  | 73,912.5  | 53,620.4               | 70,218.7 | -981.8   | 7        |
| 13,476.7    | 13,476.7               | 113,932.8                  | 74,392.9  | 53,774.3               | 67,792.7 | -1,009.4 | 8        |
| 26,310.0    | 26,310.0               | 110,443.3                  | 70,523.8  | 53,880.7               | 67,462.9 | -1,081.8 | 9        |
| 17,557.7    | 17,557.7               | 105,569.9                  | 65,757.6  | 53,661.3               | 75,262.9 | -1,053.7 | 10       |
| 17,392.6    | 17,392.6               | 108,388.0                  | 66,593.7  | 54,124.7               | 82,265.7 | -993.9   | 11 p)    |

Note: 1) Includes foreign exchange stabilization fund

2) Commercial &amp; special banks, asset management companies (Investment trust a/c), mutual saving banks, mutual credits etc.

3) Monetary stabilization bond, foreign exchange stabilization bond

4) Life and non-life insurance corporation, securities companies, finance companies, Korea Housing Finance Corporation, etc.

5) Grains management special accounts, public procurement special account, etc.

6) Due to the change of accounting rules, some series are revised.

Source: The Bank of Korea.

4. 예금취급기관개관표(기타예금취급기관) <sup>1)</sup>

단위: 10억원

|          | 자 산 Assets           |                        |                             |                         |                                     |   |   |              |
|----------|----------------------|------------------------|-----------------------------|-------------------------|-------------------------------------|---|---|--------------|
|          | 국내신용 Domestic claims |                        |                             |                         |                                     |   |   |              |
|          | Domestic claims      | Claims on central bank | Net claims on central gov't | 중앙정부부문 (순)              |                                     | 지방정부 및 사회보장기구<br>Claims on local gov't & social security org. | 기타금융기관부문 <sup>2)</sup><br>Claims on other financial corp. | 대출금<br>Loans |
|          |                      |                        |                             | 중앙정부<br>신용증가<br>(+)     | 중앙정부<br>신용감소<br>(-)                 |   |   |              |
|          |                      |                        |                             | Claims on central gov't | Less : liabilities to central gov't |   |   |              |
| 2019     | 3,701,883.4          | 196,364.0              | 36,981.2                    | 119,961.7               | 82,980.5                            | 13,581.0  | 536,077.8   | 33,986.4     |
| 2020     | 4,044,749.2          | 222,482.8              | 42,750.5                    | 137,851.9               | 95,101.4                            | 12,481.5  | 569,562.2   | 38,244.1     |
| 2021     | 4,485,189.0          | 211,672.7              | 70,343.2                    | 171,985.2               | 101,642.0                           | 12,672.1  | 622,968.1   | 42,636.6     |
| 2022     | 4,815,281.5          | 238,136.8              | 85,409.8                    | 188,860.6               | 103,450.7                           | 12,671.2  | 680,453.1   | 51,905.6     |
| 2023     | 4,988,415.9          | 201,704.1              | 108,175.2                   | 209,998.9               | 101,823.6                           | 14,576.6  | 710,304.8   | 53,866.1     |
| 2023. 11 | 4,973,322.1          | 183,267.1              | 93,694.8                    | 217,223.9               | 123,529.1                           | 15,557.4  | 713,384.8   | 53,457.1     |
| 12       | 4,988,415.9          | 201,704.1              | 108,175.2                   | 209,998.9               | 101,823.6                           | 14,576.6  | 710,304.8   | 53,866.1     |
| 2024. 1  | 4,988,764.0          | 182,704.1              | 95,595.2                    | 218,770.0               | 123,174.9                           | 15,548.5  | 715,653.7   | 52,936.9     |
| 2        | 5,005,786.7          | 186,544.0              | 104,582.9                   | 226,079.5               | 121,496.6                           | 14,226.9  | 717,390.7   | 53,283.4     |
| 3        | 5,052,250.8          | 218,173.3              | 112,267.3                   | 233,368.5               | 121,101.2                           | 14,955.8  | 721,830.6   | 53,526.5     |
| 4        | 5,054,854.0          | 183,265.1              | 116,327.8                   | 247,922.7               | 131,594.8                           | 15,117.4  | 719,338.4   | 53,199.4     |
| 5        | 5,087,513.7          | 190,941.8              | 120,294.2                   | 253,060.7               | 132,766.5                           | 17,203.5  | 717,361.6   | 53,469.8     |
| 6        | 5,115,032.4          | 204,110.5              | 118,144.1                   | 242,982.6               | 124,838.4                           | 15,326.3  | 731,076.1   | 54,670.7     |
| 7        | 5,091,041.7          | 179,768.0              | 110,273.0                   | 244,357.8               | 134,084.8                           | 15,621.7  | 726,882.0   | 54,284.1     |
| 8        | 5,094,580.1          | 193,677.7              | 102,656.0                   | 237,266.3               | 134,610.3                           | 15,261.5  | 716,864.0   | 54,360.7     |
| 9        | 5,131,902.4          | 199,021.6              | 94,454.3                    | 222,397.5               | 127,943.2                           | 14,944.3  | 744,214.6   | 55,949.2     |
| 10       | 5,113,338.4          | 174,297.3              | 92,586.1                    | 224,313.7               | 131,727.6                           | 16,696.0  | 729,211.1   | 54,740.3     |
| 11 p)    | 5,163,880.7          | 180,267.4              | 99,558.1                    | 224,538.1               | 124,980.0                           | 16,279.2  | 751,829.2   | 56,461.6     |

|          | 자 산 Assets                               |  |               |                                      |                    |                |                     |           |
|----------|--|--|---------------|--------------------------------------|--------------------|----------------|---------------------|-----------|
|          | 국내신용 Domestic claims                     |  |               |                                      |                    |                | 국외자산 (순)            |           |
|          | 기타금융기관부문<br>Securities other than shares | 기업부문<br>Claims on nonfin. corp. sector | 가계부문          |                                      | Net foreign assets | Foreign assets | Foreign liabilities |           |
|          |  |  | 유가증권<br>Loans | 유가증권<br>Securities other than shares |                    |                |                     |           |
|          |  |  |               |                                      |                    |                |                     |           |
| 2019     | 266,177.4                                | 1,772,629.3                            | 1,254,052.3   | 261,513.6                            | 1,146,250.0        | 1,145,108.7    | 82,696.7            | 240,319.1 |
| 2020     | 292,141.1                                | 1,963,825.9                            | 1,422,111.1   | 280,114.2                            | 1,233,646.3        | 1,232,347.3    | 79,434.3            | 259,062.1 |
| 2021     | 324,479.0                                | 2,240,900.6                            | 1,627,948.6   | 322,864.1                            | 1,326,632.3        | 1,325,366.3    | 85,450.2            | 280,345.5 |
| 2022     | 334,231.6                                | 2,480,263.8                            | 1,847,478.9   | 352,504.3                            | 1,318,346.9        | 1,316,921.9    | 100,368.3           | 348,269.7 |
| 2023     | 320,928.1                                | 2,649,714.0                            | 1,942,936.2   | 394,806.0                            | 1,303,941.1        | 1,302,746.5    | 126,683.2           | 318,700.4 |
| 2023. 11 | 324,232.1                                | 2,662,361.2                            | 1,956,541.6   | 395,278.7                            | 1,305,056.9        | 1,303,821.1    | 123,677.8           | 329,618.4 |
| 12       | 320,928.1                                | 2,649,714.0                            | 1,942,936.2   | 394,806.0                            | 1,303,941.1        | 1,302,746.5    | 126,683.2           | 318,700.4 |
| 2024. 1  | 323,125.7                                | 2,673,848.6                            | 1,960,748.5   | 401,792.5                            | 1,305,413.9        | 1,304,169.8    | 134,510.0           | 336,295.4 |
| 2        | 323,972.7                                | 2,679,617.5                            | 1,969,722.9   | 399,457.6                            | 1,303,424.9        | 1,302,125.9    | 144,209.7           | 326,922.4 |
| 3        | 322,685.2                                | 2,686,468.0                            | 1,971,466.0   | 400,435.6                            | 1,298,555.8        | 1,297,148.8    | 143,370.8           | 337,257.2 |
| 4        | 317,174.6                                | 2,717,856.3                            | 1,990,931.6   | 404,052.2                            | 1,302,949.0        | 1,301,582.1    | 142,191.8           | 355,682.7 |
| 5        | 315,569.5                                | 2,732,874.0                            | 2,001,319.6   | 402,320.0                            | 1,308,838.5        | 1,307,460.8    | 144,892.0           | 346,771.6 |
| 6        | 314,208.0                                | 2,733,768.2                            | 2,001,319.6   | 403,736.5                            | 1,312,607.2        | 1,310,947.5    | 164,197.8           | 347,560.8 |
| 7        | 309,838.0                                | 2,740,063.6                            | 2,012,426.3   | 393,760.5                            | 1,318,433.5        | 1,316,960.6    | 172,984.4           | 342,588.8 |
| 8        | 307,869.9                                | 2,737,976.7                            | 2,020,769.9   | 387,657.1                            | 1,328,144.3        | 1,326,611.4    | 173,415.9           | 334,212.3 |
| 9        | 308,418.0                                | 2,745,914.5                            | 2,024,512.9   | 388,613.6                            | 1,333,353.2        | 1,331,858.2    | 174,584.0           | 339,888.9 |
| 10       | 306,583.3                                | 2,762,455.5                            | 2,040,885.2   | 383,211.3                            | 1,338,092.3        | 1,336,631.1    | 189,602.1           | 341,103.2 |
| 11 p)    | 309,582.5                                | 2,772,977.3                            | 2,050,927.1   | 386,782.6                            | 1,342,969.5        | 1,341,385.4    | 199,489.5           | 347,045.9 |

주: 1) 예금은행, 비은행예금취급기관 포괄

2) 생명보험회사, 손해보험회사, 증권회사, 여신전문금융회사, 한국주택금융공사 등

자료: 한국은행 경제통계국 금융통계팀

4. Depository Corporations Survey (Other Depository Corporations) <sup>1)</sup>

In billion won

| 자산 또는<br>부채 · 자본<br>합계 | 부채             |              |   |                                |                               |                    |                                   |                       | Liabilities                            |                             |  |
|------------------------|----------------|--------------|---|--------------------------------|-------------------------------|--------------------|-----------------------------------|-----------------------|--|-----------------------------|--|
|                        | 중앙은행에<br>대한 부채 | M2 포함<br>예수금 | 결제성예금   |                                | Transferable<br>deposits      | 기타예금               |                                   |                       | Other deposits                         |                             |  |
|                        |                |              | 요구불예금   | 수시입출식<br>저축성예금                 |                               | MMF                | 2년미만<br>정기에적금                     | 양도성<br>예금증서           |  | 수익증권                        |  |
|                        |                |              | Total assets or<br>liabilities & net<br>worth | Liabilities to<br>central bank | Deposits<br>included in<br>M2 | Demand<br>deposits | Other<br>transferable<br>deposits | Money market<br>funds | Time & savings<br>deposits below<br>2Y | Certificates of<br>deposits |  |
| 3,784,580.1            | 60,779.3       | 2,716,692.6  | 260,962.1                                     | 577,436.8                      | 55,847.2                      | 1,188,571.9        | 14,247.3                          | 215,517.2             | 2019                                   |                             |  |
| 4,124,183.5            | 72,070.4       | 2,976,223.0  | 345,555.0                                     | 716,121.3                      | 76,521.1                      | 1,191,837.0        | 8,707.2                           | 207,819.1             | 2020                                   |                             |  |
| 4,570,639.0            | 86,930.7       | 3,350,387.1  | 409,524.9                                     | 806,547.5                      | 79,490.6                      | 1,283,287.5        | 24,397.7                          | 250,926.3             | 2021                                   |                             |  |
| 4,915,649.8            | 130,801.4      | 3,466,180.0  | 374,836.6                                     | 699,290.9                      | 55,536.1                      | 1,594,613.2        | 30,915.6                          | 241,472.5             | 2022                                   |                             |  |
| 5,115,099.1            | 97,592.7       | 3,605,022.2  | 363,207.4                                     | 712,665.0                      | 76,261.1                      | 1,648,838.2        | 54,332.5                          | 299,085.5             | 2023                                   |                             |  |
| 5,096,999.9            | 91,602.4       | 3,609,152.5  | 351,400.7                                     | 680,198.6                      | 85,529.9                      | 1,671,916.9        | 59,624.4                          | 298,309.7             | 11. 2023                               |                             |  |
| 5,115,099.1            | 97,592.7       | 3,605,022.2  | 363,207.4                                     | 712,665.0                      | 76,261.1                      | 1,648,838.2        | 54,332.5                          | 299,085.5             | 12                                     |                             |  |
| 5,123,274.0            | 95,501.0       | 3,598,639.9  | 351,037.0                                     | 671,679.3                      | 94,415.5                      | 1,663,568.6        | 49,195.5                          | 303,737.4             | 1. 2024                                |                             |  |
| 5,149,996.4            | 85,888.8       | 3,660,681.5  | 364,708.7                                     | 693,061.4                      | 95,308.8                      | 1,691,083.5        | 41,769.0                          | 309,106.7             | 2                                      |                             |  |
| 5,195,621.6            | 78,412.3       | 3,705,640.1  | 375,475.1                                     | 726,771.6                      | 99,325.4                      | 1,685,207.0        | 42,197.0                          | 318,300.7             | 3                                      |                             |  |
| 5,197,045.7            | 82,549.1       | 3,660,060.5  | 361,430.5                                     | 686,389.9                      | 102,033.4                     | 1,684,837.9        | 45,326.8                          | 322,823.1             | 4                                      |                             |  |
| 5,232,405.6            | 87,192.1       | 3,694,308.7  | 360,039.1                                     | 693,400.3                      | 106,075.5                     | 1,702,850.7        | 47,018.3                          | 330,751.9             | 5                                      |                             |  |
| 5,279,230.2            | 83,569.7       | 3,724,767.5  | 372,264.7                                     | 718,580.2                      | 98,476.6                      | 1,704,031.6        | 45,827.0                          | 337,664.5             | 6                                      |                             |  |
| 5,264,026.1            | 80,005.4       | 3,731,462.6  | 357,803.1                                     | 687,034.8                      | 109,317.2                     | 1,722,090.3        | 43,372.6                          | 347,064.4             | 7                                      |                             |  |
| 5,267,996.0            | 76,054.5       | 3,761,732.3  | 366,850.5                                     | 687,988.2                      | 104,959.5                     | 1,738,730.2        | 39,390.4                          | 350,377.3             | 8                                      |                             |  |
| 5,306,486.3            | 72,725.8       | 3,761,348.8  | 368,534.3                                     | 698,642.2                      | 94,730.2                      | 1,746,673.9        | 37,663.4                          | 352,977.4             | 9                                      |                             |  |
| 5,302,940.5            | 69,163.7       | 3,795,184.9  | 360,318.7                                     | 698,324.0                      | 103,872.2                     | 1,763,116.5        | 38,054.8                          | 359,435.5             | 10                                     |                             |  |
| 5,363,370.2            | 71,596.8       | 3,833,797.2  | 364,002.3                                     | 703,345.1                      | 115,721.2                     | 1,772,799.0        | 37,245.9                          | 362,096.2             | 11 p)                                  |                             |  |

| 부채   |            |              |               |           | Liabilities   |   | 자본계정      | 통합조정<br>(순) |          |            |                     |
|--|------------|--------------|---------------|-----------|---|---|-----------|-------------|----------|------------|---------------------|
| M2 포함 예수금<br>Deposits included in<br>M2      | M2 포함 유가증권 | M2 제외<br>예수금 | M2 제외<br>유가증권 | 차입금 등     | 기타(순)   |   |           |             |          |            |                     |
| 기타예금<br>Other deposits                       |            |              |               |           | Securities<br>other than<br>shares<br>included in<br>M2 | Securities<br>other than<br>shares<br>excluded from<br>M2 |           |             |          | Loans etc. | Other<br>items(net) |
| 2년미만 금전<br>신탁<br>Money in trusts<br>below 2Y |            |              |               |           |   |   |           |             |          |            |                     |
| 255,705.4                                    | 68,959.2   | 68,959.2     | 558,582.4     | 132,241.4 | 48,924.1  | 50,170.8  | 257,104.3 | -108,874.0  |          | 2019       |                     |
| 258,779.7                                    | 77,120.2   | 77,120.2     | 586,922.8     | 123,883.9 | 61,387.9  | 45,010.7  | 276,226.0 | -94,661.5   | 2020     |            |                     |
| 308,870.7                                    | 96,772.6   | 96,772.6     | 630,791.0     | 130,605.8 | 59,594.9  | 59,103.1  | 301,176.6 | -144,722.6  | 2021     |            |                     |
| 267,881.5                                    | 122,702.9  | 122,702.9    | 709,734.4     | 118,402.0 | 92,247.8  | 45,776.9  | 313,562.6 | -83,758.1   | 2022     |            |                     |
| 248,121.1                                    | 123,876.9  | 123,876.9    | 769,637.6     | 129,318.7 | 73,238.7  | 90,679.1  | 336,141.6 | -110,408.3  | 2023     |            |                     |
| 263,559.8                                    | 123,686.2  | 123,686.2    | 749,521.8     | 127,770.2 | 80,006.7  | 96,943.5  | 337,862.6 | -119,546.0  | 11. 2023 |            |                     |
| 248,121.1                                    | 123,876.9  | 123,876.9    | 769,637.6     | 129,318.7 | 73,238.7  | 90,679.1  | 336,141.6 | -110,408.3  | 12       |            |                     |
| 267,484.1                                    | 126,987.9  | 126,987.9    | 776,898.2     | 126,517.5 | 77,437.9  | 89,962.6  | 338,294.6 | -106,965.5  | 1. 2024  |            |                     |
| 267,357.1                                    | 129,252.0  | 129,252.0    | 765,542.8     | 126,844.1 | 79,677.3  | 84,158.1  | 336,160.3 | -118,208.4  | 2        |            |                     |
| 258,261.8                                    | 130,148.9  | 130,148.9    | 766,749.9     | 126,619.0 | 77,714.4  | 91,044.0  | 331,586.8 | -112,293.6  | 3        |            |                     |
| 257,736.2                                    | 133,142.6  | 133,142.6    | 773,886.5     | 127,837.3 | 88,113.4  | 94,808.3  | 334,782.6 | -98,134.7   | 4        |            |                     |
| 256,987.0                                    | 136,555.8  | 136,555.8    | 770,494.8     | 130,392.0 | 85,041.0  | 110,125.8   | 338,772.2 | -120,476.9  | 5        |            |                     |
| 246,724.3                                    | 135,367.9  | 135,367.9    | 775,586.5     | 130,471.6 | 80,266.4  | 116,480.7   | 342,149.1 | -109,429.0  | 6        |            |                     |
| 255,088.4                                    | 131,778.5  | 131,778.5    | 782,063.0     | 128,389.5 | 79,991.4  | 127,245.3   | 344,825.6 | -141,735.1  | 7        |            |                     |
| 256,959.7                                    | 130,843.3  | 130,843.3    | 785,537.7     | 131,808.7 | 75,497.5  | 96,226.5  | 347,559.8 | -137,264.3  | 8        |            |                     |
| 246,654.3                                    | 133,026.1  | 133,026.1    | 786,985.1     | 138,693.6 | 72,558.7  | 122,819.3   | 349,937.7 | -131,608.9  | 9        |            |                     |
| 257,777.6                                    | 138,401.0  | 138,401.0    | 789,269.5     | 144,450.6 | 78,341.5  | 90,911.7  | 351,604.5 | -154,386.8  | 10       |            |                     |
| 265,149.6                                    | 138,503.1  | 138,503.1    | 795,831.9     | 149,696.4 | 80,677.0  | 87,474.6  | 355,180.2 | -149,387.0  | 11 p)    |            |                     |

Note: 1) Commercial &amp; specialized banks and non-bank depository corporations

2) Life and non-life insurance corporation, securities companies, finance companies, Korea Housing Finance Corporation, etc.

Source: The Bank of Korea.



## 5. 한국은행계정

단위: 10억원

|          | 국 내 자 산          |          |                   |                    | Domestic assets |          |                    |                             |         |
|----------|------------------|----------|-------------------|--------------------|-----------------|----------|--------------------|-----------------------------|---------|
|          | 현금 <sup>1)</sup> |          | 대출금 <sup>2)</sup> | 유가증권 <sup>3)</sup> |                 | 대정부대출금   | 고정자산 <sup>4)</sup> |                             |         |
|          | Cash & checks    |          | Loans & discounts |                    | Securities      |          |                    | 국 채<br><br>Government bonds |         |
| 2019     | 43,360.9         | 0.0      | 15,568.5          |                    | 16,723.1        | 16,723.1 | 313.0              | 2,334.9                     |         |
| 2020     | 84,106.8         | 0.0      | 34,272.3          |                    | 25,939.9        | 25,939.9 | 213.0              | 2,424.7                     |         |
| 2021     | 79,818.7         | 0.0      | 40,279.8          |                    | 28,959.3        | 28,959.3 | 0.0                | 2,476.0                     |         |
| 2022     | 94,992.1         | 0.0      | 40,975.0          |                    | 32,067.6        | 32,067.6 | 0.0                | 2,824.2                     |         |
| 2023     | 72,715.5         | 0.0      | 19,526.2          |                    | 29,082.3        | 29,082.3 | 4,000.0            | 2,867.5                     |         |
| 2023. 11 | 56,863.2         | 0.0      | 19,695.6          |                    | 29,777.2        | 29,777.2 | 0.0                | 2,862.8                     |         |
|          | 12               | 72,715.5 | 0.0               | 19,526.2           |                 | 29,082.3 | 29,082.3           | 4,000.0                     | 2,867.5 |
| 2024. 1  | 57,222.1         | 0.0      | 19,282.1          |                    | 29,082.3        | 29,082.3 | 0.0                | 2,867.8                     |         |
|          | 2                | 64,585.7 | 0.0               | 18,883.0           |                 | 29,072.7 | 29,072.7           | 9,900.0                     | 2,858.1 |
|          | 3                | 86,727.0 | 0.0               | 18,610.2           |                 | 28,288.3 | 28,288.3           | 32,500.0                    | 2,853.6 |
| 4        | 62,789.7         | 0.0      | 21,418.3          |                    | 28,284.2        | 28,284.2 | 5,200.0            | 2,850.9                     |         |
| 5        | 71,138.0         | 0.0      | 25,318.5          |                    | 28,280.0        | 28,280.0 | 6,800.0            | 2,848.3                     |         |
| 6        | 80,994.3         | 0.0      | 26,444.6          |                    | 27,515.5        | 27,515.5 | 19,900.0           | 2,843.7                     |         |
| 7        | 60,898.3         | 0.0      | 26,212.0          |                    | 27,510.6        | 27,510.6 | 0.0                | 2,839.3                     |         |
| 8        | 77,088.5         | 0.0      | 25,906.6          |                    | 27,505.7        | 27,505.7 | 16,200.0           | 2,842.4                     |         |
| 9        | 73,111.8         | 0.0      | 25,489.2          |                    | 25,891.8        | 25,891.8 | 14,500.0           | 2,843.0                     |         |
| 10       | 58,754.4         | 0.0      | 25,074.2          |                    | 25,888.2        | 25,888.2 | 0.0                | 3,087.2                     |         |
| 11 p)    | 68,076.1         | 0.0      | 24,740.5          |                    | 25,884.6        | 25,884.6 | 0.0                | 3,082.5                     |         |

|          | 국 내 부 채                                 |           |                |                            | Domestic liabilities |                 |           |               |                        |   |
|----------|---|-----------|----------------|----------------------------|----------------------|-----------------|-----------|---------------|------------------------|---|
|          | 화폐발행<br>잔액                              |           | 예금             |                            | 증앙정부 7)<br>예금        | 통화안정 8)<br>증권발행 | RP매도      | 통화안정 9)<br>계정 |                        |   |
|          |   |           | 은행금융기관<br>지준예금 | 비은행금융<br>기관예금              |                      |                 |           |               | Government<br>deposits | Monetary<br>stabilization<br>bonds issued |
|          | Bank notes &<br>coins in<br>circulation |           | Deposits       | Reserve deposits<br>of BFC | Deposits of NFC      |                 |           |               |                        |   |
| 2019     | 433,165.2                               | 125,698.9 | 124,392.1      | 63,292.1                   | 1,809.1              | 3,722.0         | 164,062.3 | 8,000.0       | 3,500.0                |   |
| 2020     | 479,843.3                               | 147,556.9 | 143,588.8      | 71,161.8                   | 2,880.0              | 6,213.6         | 159,257.0 | 11,000.0      | 9,250.0                |   |
| 2021     | 508,396.8                               | 167,571.9 | 149,775.7      | 77,035.7                   | 4,315.3              | 22,765.0        | 140,218.5 | 11,000.0      | 7,000.0                |   |
| 2022     | 504,151.0                               | 174,862.3 | 155,233.2      | 98,725.6                   | 1,026.2              | 8,501.4         | 112,446.1 | 20,000.0      | 7,280.0                |   |
| 2023     | 476,382.1                               | 181,094.7 | 129,683.7      | 86,504.8                   | 1,932.9              | 6,096.6         | 121,562.2 | 500.0         | 840.0                  |   |
| 2023. 11 | 458,873.8                               | 179,593.3 | 116,519.3      | 78,268.3                   | 3,386.4              | 2,528.0         | 119,911.8 | 500.0         | 900.0                  |   |
|          | 12                                      | 476,382.1 | 181,094.7      | 129,683.7                  | 86,504.8             | 1,932.9         | 6,096.6   | 121,562.2     | 500.0                  | 840.0                                     |
| 2024. 1  | 451,069.1                               | 184,806.0 | 114,803.4      | 82,978.1                   | 656.1                | 2,024.3         | 116,593.1 | 300.0         | 700.0                  |   |
|          | 2                                       | 455,932.3 | 186,304.1      | 112,066.1                  | 82,396.3             | 781.6           | 2,001.1   | 118,227.7     | 3,000.0                | 1,200.0                                   |
|          | 3                                       | 488,037.2 | 184,838.2      | 132,065.0                  | 93,014.1             | 330.1           | 2,529.9   | 119,931.4     | 6,000.0                | 8,540.0                                   |
| 4        | 450,155.7                               | 185,689.3 | 108,808.2      | 80,133.0                   | 1,952.7              | 3,986.2         | 115,575.5 | 1,000.0       | 1,800.0                |   |
| 5        | 457,381.9                               | 186,818.4 | 115,733.9      | 86,759.0                   | 3,052.7              | 3,308.1         | 116,873.2 | 100.0         | 400.0                  |   |
| 6        | 497,003.7                               | 186,916.7 | 128,388.8      | 93,592.5                   | 3,656.9              | 2,334.2         | 119,624.9 | 500.0         | 500.0                  |   |
| 7        | 472,465.8                               | 187,622.5 | 106,800.2      | 76,748.9                   | 3,405.7              | 4,324.8         | 113,630.2 | 500.0         | 1,360.0                |   |
| 8        | 487,575.2                               | 188,597.7 | 119,671.1      | 91,188.4                   | 3,013.4              | 2,392.3         | 116,936.2 | 200.0         | 400.0                  |   |
| 9        | 494,858.4                               | 191,623.8 | 125,966.9      | 88,378.2                   | 910.2                | 2,068.3         | 113,904.7 | 1,000.0       | 900.0                  |   |
| 10       | 471,602.0                               | 190,444.7 | 107,677.1      | 77,691.8                   | 2,406.5              | 1,982.4         | 110,222.0 | 1,300.0       | 800.0                  |   |
| 11 p)    | 480,782.6                               | 191,054.2 | 114,524.8      | 84,351.9                   | 2,217.5              | 2,153.5         | 113,345.9 | 200.0         | 300.0                  |   |

주: 1) 국고수표, 국고영수증, 타점권을 포함

2) 외환대출 포함

3) 국채, 정부보증채 등 포함

4) 한국수출입은행, 한국주택금융공사 등에 대한 출자금 포함

5) 국내본지점대, 가자금, 외환평가조정금(차변잔액), 외화예탁금 등

6) 출자금 포함

7) 국민투자기금예금 및 제형저축장려금예금을 포함

자료: 한국은행 경제통계국 금융통계팀

8) 순장부가 기준, 2009년 6월 통합발행 실시로 할인·할증발행차금이 발생하여 액면가와 차이 발생

9) 경쟁입찰방식의 통화안정계정(2010년 10월부터 시행)

10) 국내본지점차, 가자금, 수입보증금 및 외환평가조정금(대변잔액), 충당금 등

11) IMF 등 외국기관의 원화예금

12) 법정적립금과 임의적립금의 합계

## 5. Accounts of the Bank of Korea

In billion won

|                                      |                  | 국 외 자 산<br>Foreign assets |                                |                               |                                    |                                    |   |               | 자 산 합 계<br>Total assets |          |
|--------------------------------------|------------------|---------------------------|--------------------------------|-------------------------------|------------------------------------|------------------------------------|---|---------------|-------------------------|----------|
| RP매입<br>Reverse repurchase agreement | 기 타 5)<br>Others |                           | 지 금 은<br>Gold & silver bullion | 외 국 증 권<br>Foreign securities | 외 화 예 치 금<br>Due from banks abroad | IMF특별<br>인출권보유<br>Holdings of SDRs | 국 제 금 융 6)<br>기 구 출 자 금<br>Subs. to intl. fin. insts. | 기 타<br>Others |                         |          |
| 0.0                                  | 8,421.4          | 449,213.8                 | 5,551.4                        | 375,336.8                     | 19,898.0                           | 3,881.5                            | 18,284.9  | 26,261.3      | 492,574.8               | 2019     |
| 0.0                                  | 21,257.0         | 454,623.6                 | 5,216.7                        | 374,708.1                     | 28,872.1                           | 3,667.4                            | 18,857.2  | 23,302.1      | 538,730.4               | 2020     |
| 4,000.0                              | 4,103.5          | 515,824.9                 | 5,684.2                        | 406,624.9                     | 29,964.4                           | 18,220.4                           | 19,031.4  | 36,299.7      | 595,643.7               | 2021     |
| 15,491.6                             | 3,633.6          | 487,834.1                 | 6,076.4                        | 361,297.6                     | 52,941.7                           | 18,802.6                           | 20,248.7  | 28,467.1      | 582,826.1               | 2022     |
| 13,000.0                             | 4,239.6          | 463,686.4                 | 6,182.4                        | 371,449.7                     | 35,696.0                           | 19,446.4                           | 21,799.8  | 9,112.2       | 536,401.9               | 2023     |
| 0.0                                  | 4,527.6          | 462,607.5                 | 6,294.6                        | 376,271.5                     | 29,367.1                           | 19,783.9                           | 21,882.7  | 9,007.6       | 519,470.7               | 11. 2023 |
| 13,000.0                             | 4,239.6          | 463,686.4                 | 6,182.4                        | 371,449.7                     | 35,696.0                           | 19,446.4                           | 21,799.8  | 9,112.2       | 536,401.9               | 12       |
| 4,500.0                              | 1,489.9          | 454,061.4                 | 6,182.4                        | 366,798.1                     | 29,537.3                           | 19,424.8                           | 22,063.1  | 10,055.8      | 511,283.6               | 1. 2024  |
| 0.0                                  | 3,871.8          | 450,869.5                 | 6,182.4                        | 368,853.2                     | 26,559.9                           | 19,655.6                           | 22,063.1  | 7,555.4       | 515,455.2               | 2        |
| 0.0                                  | 4,474.9          | 461,561.1                 | 6,182.4                        | 362,186.5                     | 44,800.2                           | 19,210.0                           | 22,063.1  | 7,118.9       | 548,288.2               | 3        |
| 0.0                                  | 5,036.3          | 449,441.4                 | 6,182.4                        | 367,725.1                     | 24,427.2                           | 19,210.0                           | 22,082.7  | 9,814.0       | 512,231.1               | 4        |
| 2,500.0                              | 5,391.2          | 449,247.6                 | 6,182.4                        | 366,683.7                     | 25,409.0                           | 19,282.9                           | 22,082.7  | 9,607.0       | 520,385.6               | 5        |
| 0.0                                  | 4,290.5          | 482,674.9                 | 6,660.9                        | 382,232.8                     | 39,488.4                           | 20,349.2                           | 22,482.1  | 11,461.5      | 563,669.2               | 6        |
| 0.0                                  | 4,336.4          | 479,332.1                 | 6,660.9                        | 383,301.6                     | 33,577.1                           | 20,605.6                           | 22,563.6  | 12,623.4      | 540,230.4               | 7        |
| 0.0                                  | 4,633.8          | 477,340.6                 | 6,660.9                        | 382,816.6                     | 32,573.3                           | 20,668.6                           | 22,563.6  | 12,057.6      | 554,429.1               | 8        |
| 0.0                                  | 4,387.8          | 489,377.6                 | 6,660.9                        | 386,077.1                     | 40,934.3                           | 20,668.6                           | 22,563.6  | 12,473.1      | 562,489.4               | 9        |
| 0.0                                  | 4,704.9          | 480,704.9                 | 6,660.9                        | 389,773.4                     | 29,626.3                           | 20,676.1                           | 22,333.6  | 11,634.7      | 539,459.4               | 10       |
| 9,500.0                              | 4,868.5          | 482,090.5                 | 6,660.9                        | 389,596.5                     | 30,489.5                           | 20,714.2                           | 22,333.6  | 12,295.7      | 550,166.5               | 11 p)    |

|                   | 국 외 부 채<br>Foreign liabilities |                                    |   |  | 부 채 합 계<br>Total liabilities | 자 본 금 12)<br>Net worth | 부 채 와 자 본<br>합 계<br>Total liabilities & net worth |          |
|-------------------|--------------------------------|------------------------------------|---|--|------------------------------|------------------------|---|----------|
| 기 타 10)<br>Others |                                | 예 금 11)<br>Non-resident's deposits | IMF특별<br>인출권배분<br>SDRs allocated security | 출 자 증 권 발 행<br>Liabs. to intl. fin. insts. in security |                              |                        |   |          |
| 3,789.9           | 40,885.0                       | 4,471.1                            | 3,849.6                                   | 7,711.2  | 474,050.2                    | 18,524.6               | 492,574.8   | 2019     |
| 2,977.1           | 36,715.8                       | 3,697.1                            | 3,767.8                                   | 7,728.6  | 516,559.1                    | 22,171.3               | 538,730.4   | 2020     |
| 10,065.8          | 62,367.8                       | 2,761.3                            | 17,638.4                                  | 7,772.8  | 570,764.6                    | 24,879.0               | 595,643.6   | 2021     |
| 25,828.0          | 56,755.5                       | 4,439.6                            | 17,929.2                                  | 7,802.4  | 560,906.5                    | 21,919.6               | 582,826.1   | 2022     |
| 36,604.8          | 38,520.4                       | 5,179.7                            | 18,390.4                                  | 7,968.6  | 514,902.5                    | 21,499.4               | 536,401.9   | 2023     |
| 38,921.3          | 39,166.2                       | 5,266.2                            | 18,615.4                                  | 7,968.7  | 498,040.0                    | 21,430.7               | 519,470.7   | 11. 2023 |
| 36,604.8          | 38,520.4                       | 5,179.7                            | 18,390.4                                  | 7,968.6  | 514,902.5                    | 21,499.4               | 536,401.9   | 12       |
| 31,842.3          | 39,813.8                       | 5,258.4                            | 18,390.4                                  | 8,175.6  | 490,882.9                    | 20,400.7               | 511,283.6   | 1. 2024  |
| 33,133.3          | 37,989.4                       | 5,257.9                            | 18,390.4                                  | 8,162.5  | 493,921.6                    | 21,533.5               | 515,455.1   | 2        |
| 34,132.6          | 38,266.1                       | 5,469.0                            | 18,390.4                                  | 8,162.5  | 526,303.3                    | 21,984.8               | 548,288.1   | 3        |
| 33,296.6          | 39,501.5                       | 5,485.1                            | 18,390.4                                  | 8,094.8  | 489,657.2                    | 22,573.8               | 512,231.0   | 4        |
| 34,148.3          | 39,836.0                       | 5,507.0                            | 18,390.4                                  | 8,085.4  | 497,218.0                    | 23,167.6               | 520,385.6   | 5        |
| 58,739.1          | 42,484.0                       | 5,408.6                            | 19,420.0                                  | 8,085.5  | 539,487.7                    | 24,181.4               | 563,669.1   | 6        |
| 58,228.1          | 43,570.0                       | 5,574.8                            | 19,420.0                                  | 8,027.0  | 516,035.8                    | 24,194.5               | 540,230.3   | 7        |
| 59,377.9          | 42,052.4                       | 4,503.0                            | 19,420.0                                  | 8,017.7  | 529,627.6                    | 24,801.4               | 554,429.0   | 8        |
| 59,394.9          | 42,383.9                       | 4,627.5                            | 19,420.0                                  | 8,017.7  | 537,242.4                    | 25,247.0               | 562,489.4   | 9        |
| 59,175.9          | 41,473.5                       | 4,685.7                            | 19,420.0                                  | 7,949.8  | 513,075.5                    | 26,383.9               | 539,459.4   | 10       |
| 59,204.2          | 42,418.5                       | 4,603.8                            | 19,420.0                                  | 7,949.8  | 523,201.1                    | 26,965.5               | 550,166.6   | 11 p)    |

Note: 1) Includes treasury checks, treasury funds pending collection, checks &amp; bills.

2) Includes foreign currency loans.

3) Includes government bonds, government-guaranteed bonds, etc.

4) Includes subscriptions to Export-Import Bank of Korea, Korea Housing Finance Corporation etc.

5) Domestic inter-office account (dr.), suspense receivables, exchange revaluation reserves (dr.), due from domestic banks in foreign currency, etc.

6) Includes subscriptions in form of securities.

Source: The Bank of Korea.

7) Includes deposits of National Investment Fund and the Bounty Fund on

Worker's Property Formation.

8) Net book value.

9) Monetary stabilization account with competitive bidding process (Implemented since Oct. 2010)

10) Domestic inter-office account(cr.), suspense payable, guarantees received, exchange revaluation reserves(cr.), allowances, etc.

11) Deposits in Won of IMF and other international financial institutions.

12) Consists of legal reserves and voluntary reserves.

## 6. 화 폐 발 행 잔 액

### Bank Notes and Coins in Circulation

단위: 100만 원

In million won

|          | 발 행 잔 액 <sup>1)</sup> | 평 균 <sup>2)</sup> | 최 고         | 최 저         |
|----------|-----------------------|-------------------|-------------|-------------|
|          | In circulation        | Average           | Highest     | Lowest      |
| 2015     | 86,757,133            | 80,818,782        | 86,863,160  | 74,944,785  |
| 2016     | 97,382,263            | 92,462,447        | 97,676,186  | 86,757,133  |
| 2017     | 107,907,643           | 103,028,570       | 110,694,591 | 97,382,263  |
| 2018     | 115,389,473           | 111,562,544       | 116,454,729 | 107,895,457 |
| 2019     | 125,698,872           | 120,185,419       | 125,698,872 | 115,389,473 |
| 2020     | 147,556,869           | 137,178,676       | 147,556,869 | 125,698,872 |
| 2021     | 167,571,891           | 157,902,077       | 167,583,627 | 147,556,869 |
| 2022     | 174,862,272           | 175,385,395       | 181,252,715 | 167,571,891 |
| 2023     | 181,094,701           | 177,432,011       | 181,980,699 | 173,985,558 |
| 2024     | 193,151,964           | 187,749,097       | 193,151,964 | 181,094,701 |
| 2022. 11 | 176,015,918           | 177,045,898       | 178,100,299 | 176,015,918 |
| 12       | 174,862,272           | 175,249,433       | 175,962,714 | 174,846,314 |
| 2023. 1  | 178,986,592           | 177,406,822       | 179,149,082 | 174,807,070 |
| 2        | 175,205,322           | 176,749,767       | 178,914,705 | 175,205,322 |
| 3        | 174,006,237           | 174,430,037       | 175,205,322 | 173,985,558 |
| 4        | 175,027,991           | 174,412,900       | 175,027,991 | 174,006,237 |
| 5        | 176,837,241           | 176,109,331       | 176,837,241 | 175,027,991 |
| 6        | 176,538,763           | 176,731,349       | 176,917,989 | 176,493,786 |
| 7        | 177,027,544           | 176,747,727       | 177,027,544 | 176,538,763 |
| 8        | 176,836,363           | 176,877,847       | 177,189,088 | 176,666,293 |
| 9        | 181,925,589           | 179,040,369       | 181,925,589 | 176,828,777 |
| 10       | 179,816,936           | 180,922,105       | 181,980,699 | 179,812,781 |
| 11       | 179,593,333           | 179,534,633       | 179,786,814 | 179,376,256 |
| 12       | 181,094,701           | 180,221,244       | 181,094,701 | 179,645,222 |
| 2024. 1  | 184,806,021           | 182,035,458       | 184,806,021 | 181,094,701 |
| 2        | 186,304,112           | 186,865,451       | 187,393,997 | 185,713,006 |
| 3        | 184,838,213           | 185,327,570       | 186,304,112 | 184,745,180 |
| 4        | 185,689,266           | 185,140,491       | 185,689,266 | 184,832,288 |
| 5        | 186,818,425           | 186,536,886       | 186,949,489 | 185,689,266 |
| 6        | 186,916,673           | 186,868,105       | 187,009,044 | 186,750,358 |
| 7        | 187,622,497           | 187,173,779       | 187,622,497 | 186,894,254 |
| 8        | 188,597,727           | 187,794,255       | 188,597,727 | 187,482,187 |
| 9        | 191,623,764           | 191,515,113       | 192,344,443 | 188,597,727 |
| 10       | 190,444,714           | 190,930,504       | 191,635,427 | 190,441,168 |
| 11       | 191,054,164           | 190,745,790       | 191,120,046 | 190,429,031 |
| 12       | 193,151,964           | 192,055,764       | 193,151,964 | 191,054,164 |

주: 1) 연월말 화폐발행잔액

Note: 1) Figures at the end of period

2) 연평균은 해당 연도중 매 월평균의 산술평균

2) Annual averages are arithmetic averages of average monthly figures

자료: 한국은행 발권국 발권기획팀

Source: The Bank of Korea.



## 7. 권화종별 화폐발행잔액

### Bank Notes and Coins in Circulation by Denomination

단위: 100만 원

In million won

|          | 총액 <sup>1)</sup> |             | 은행권         |            |           |           |                | 주 화       |
|----------|------------------|-------------|-------------|------------|-----------|-----------|----------------|-----------|
|          | Total            | Bank notes  | 50,000원권    | 10,000원권   | 5,000원권   | 1,000원권   | 500원권 이하       | Coins     |
|          |                  |             | 50,000 won  | 10,000 won | 5,000 won | 1,000 won | 500won & below |           |
| 2015     | 86,757,133       | 84,361,977  | 64,323,613  | 17,229,858 | 1,307,120 | 1,487,878 | 13,508         | 2,269,391 |
| 2016     | 97,382,263       | 94,908,354  | 75,775,159  | 16,244,699 | 1,346,155 | 1,528,833 | 13,507         | 2,345,917 |
| 2017     | 107,907,643      | 105,415,405 | 86,577,948  | 15,860,619 | 1,383,679 | 1,579,651 | 13,507         | 2,358,070 |
| 2018     | 115,389,473      | 112,878,894 | 94,726,752  | 15,147,215 | 1,393,731 | 1,597,690 | 13,506         | 2,375,467 |
| 2019     | 125,698,872      | 123,177,141 | 105,394,390 | 14,734,738 | 1,416,004 | 1,618,503 | 13,505         | 2,380,224 |
| 2020     | 147,556,869      | 145,056,450 | 124,510,090 | 17,487,762 | 1,413,967 | 1,631,125 | 13,505         | 2,357,455 |
| 2021     | 167,571,891      | 165,096,229 | 144,211,130 | 17,821,957 | 1,434,035 | 1,615,602 | 13,505         | 2,332,172 |
| 2022     | 174,862,272      | 172,387,726 | 152,940,739 | 16,375,055 | 1,438,952 | 1,619,476 | 13,504         | 2,328,447 |
| 2023     | 181,094,701      | 178,643,428 | 159,867,892 | 15,701,670 | 1,438,410 | 1,621,954 | 13,504         | 2,300,773 |
| 2024     | 193,151,964      | 190,748,322 | 171,887,196 | 15,762,123 | 1,454,709 | 1,630,791 | 13,503         | 2,252,358 |
| 2022. 11 | 176,015,918      | 173,541,885 | 153,814,873 | 16,633,203 | 1,450,052 | 1,630,254 | 13,504         | 2,328,680 |
| 12       | 174,862,272      | 172,387,726 | 152,940,739 | 16,375,055 | 1,438,952 | 1,619,476 | 13,504         | 2,328,447 |
| 2023. 1  | 178,986,592      | 176,511,295 | 155,916,863 | 17,410,331 | 1,499,870 | 1,670,726 | 13,504         | 2,329,199 |
| 2        | 175,205,322      | 172,733,764 | 153,033,649 | 16,561,972 | 1,475,238 | 1,649,400 | 13,504         | 2,325,461 |
| 3        | 174,006,237      | 171,539,785 | 152,301,760 | 16,138,491 | 1,454,911 | 1,631,119 | 13,504         | 2,320,356 |
| 4        | 175,027,991      | 172,563,682 | 153,391,216 | 16,096,019 | 1,442,273 | 1,620,671 | 13,504         | 2,316,640 |
| 5        | 176,837,241      | 174,374,497 | 155,141,213 | 16,168,494 | 1,434,165 | 1,617,123 | 13,504         | 2,315,084 |
| 6        | 176,538,763      | 174,076,217 | 155,158,707 | 15,867,712 | 1,426,077 | 1,610,217 | 13,504         | 2,314,137 |
| 7        | 177,027,544      | 174,566,412 | 155,665,936 | 15,861,492 | 1,418,762 | 1,606,719 | 13,504         | 2,312,725 |
| 8        | 176,836,363      | 174,377,248 | 155,743,333 | 15,601,915 | 1,415,652 | 1,602,844 | 13,504         | 2,310,709 |
| 9        | 181,925,589      | 179,467,224 | 159,516,792 | 16,805,085 | 1,476,175 | 1,655,668 | 13,504         | 2,309,960 |
| 10       | 179,816,936      | 177,360,501 | 158,110,893 | 16,129,487 | 1,460,754 | 1,645,863 | 13,504         | 2,308,032 |
| 11       | 179,593,333      | 177,140,729 | 158,291,225 | 15,758,290 | 1,446,689 | 1,631,022 | 13,504         | 2,304,204 |
| 12       | 181,094,701      | 178,643,428 | 159,867,892 | 15,701,670 | 1,438,410 | 1,621,954 | 13,504         | 2,300,773 |
| 2024. 1  | 184,806,021      | 182,357,801 | 163,091,977 | 16,131,440 | 1,473,963 | 1,646,918 | 13,503         | 2,297,723 |
| 2        | 186,304,112      | 183,859,251 | 164,351,456 | 16,356,585 | 1,484,055 | 1,653,652 | 13,503         | 2,294,366 |
| 3        | 184,838,213      | 182,399,466 | 163,392,758 | 15,884,895 | 1,467,987 | 1,640,322 | 13,503         | 2,288,253 |
| 4        | 185,689,266      | 183,256,755 | 164,381,860 | 15,771,992 | 1,457,215 | 1,632,186 | 13,503         | 2,282,020 |
| 5        | 186,818,425      | 184,390,505 | 165,605,806 | 15,693,186 | 1,451,114 | 1,626,896 | 13,503         | 2,277,432 |
| 6        | 186,916,673      | 184,492,415 | 165,928,541 | 15,487,328 | 1,443,327 | 1,619,716 | 13,503         | 2,273,773 |
| 7        | 187,622,497      | 185,202,826 | 166,695,652 | 15,442,693 | 1,434,550 | 1,616,429 | 13,503         | 2,269,192 |
| 8        | 188,597,727      | 186,180,593 | 167,534,446 | 15,550,979 | 1,455,401 | 1,626,265 | 13,503         | 2,266,656 |
| 9        | 191,623,764      | 189,208,047 | 169,882,123 | 16,172,414 | 1,485,705 | 1,654,302 | 13,503         | 2,265,248 |
| 10       | 190,444,714      | 188,032,698 | 169,167,589 | 15,729,719 | 1,475,837 | 1,646,050 | 13,503         | 2,261,551 |
| 11       | 191,054,164      | 188,647,075 | 169,909,612 | 15,624,098 | 1,463,726 | 1,636,136 | 13,503         | 2,256,627 |
| 12       | 193,151,964      | 190,748,322 | 171,887,196 | 15,762,123 | 1,454,709 | 1,630,791 | 13,503         | 2,252,358 |

주: 1) 기념은행권, 기념주화 포함  
 자료: 한국은행 발권국 발권기획팀

Note: 1) Include commemorative banknote, commemorative coins.  
 Source: The Bank of Korea.

## 8. M2(광의통화) 상품별 구성내역(말잔)

### M2 (Broad Money) by Type (End of)

단위: 10억원

In billion won

|          | M2(광의통화)    |                         |                 |                               |                    |
|----------|-------------|-------------------------|-----------------|-------------------------------|--------------------|
|          | Broad money | Currency in circulation | Demand deposits | Transferable savings deposits | Money market funds |
| 2018     | 2,700,362.4 | 103,994.8               | 234,173.0       | 527,684.0                     | 62,698.1           |
| 2019     | 2,913,609.6 | 114,523.9               | 260,962.1       | 577,436.8                     | 55,847.2           |
| 2020     | 3,199,835.7 | 136,152.6               | 345,555.0       | 716,121.3                     | 76,521.1           |
| 2021     | 3,613,687.6 | 156,264.2               | 409,524.9       | 806,547.5                     | 79,490.6           |
| 2022     | 3,758,235.5 | 162,855.8               | 374,836.6       | 699,290.9                     | 55,536.1           |
| 2023     | 3,904,552.6 | 170,324.0               | 363,207.4       | 712,665.0                     | 76,261.1           |
| 2023. 11 | 3,906,680.7 | 168,221.4               | 351,400.7       | 680,198.6                     | 85,529.9           |
| 12       | 3,904,552.6 | 170,324.0               | 363,207.4       | 712,665.0                     | 76,261.1           |
| 2024. 1  | 3,903,018.5 | 171,410.1               | 351,037.0       | 671,679.3                     | 94,415.5           |
| 2        | 3,967,852.0 | 173,341.7               | 364,708.7       | 693,061.4                     | 95,308.8           |
| 3        | 4,014,175.2 | 173,576.4               | 375,475.1       | 726,771.6                     | 99,325.4           |
| 4        | 3,971,094.3 | 174,439.7               | 361,430.5       | 686,389.9                     | 102,033.4          |
| 5        | 4,009,360.8 | 175,441.6               | 360,039.1       | 693,400.3                     | 106,075.5          |
| 6        | 4,040,147.1 | 175,915.2               | 372,264.7       | 718,580.2                     | 98,476.6           |
| 7        | 4,042,364.7 | 176,368.0               | 357,803.1       | 687,034.8                     | 109,317.2          |
| 8        | 4,072,330.6 | 176,777.9               | 366,850.5       | 687,988.2                     | 104,959.5          |
| 9        | 4,076,483.0 | 178,672.4               | 368,534.3       | 698,642.2                     | 94,730.2           |
| 10       | 4,117,633.7 | 179,120.9               | 360,318.7       | 698,324.0                     | 103,872.2          |
| 11 p)    | 4,157,642.5 | 180,377.2               | 364,002.3       | 703,345.1                     | 115,721.2          |

|          | 만기2년미만<br>정기예적금                    | 수익증권                     | 시장성상품                 | 만기2년미만<br>금융채                   | 만기2년미만<br>금전신탁            | 기타        |
|----------|------------------------------------|--------------------------|-----------------------|---------------------------------|---------------------------|-----------|
|          | Short term time & savings deposits | Beneficiary certificates | CDs, RPs, cover bills | Short term financial debentures | Short term money in trust | Others    |
| 2018     | 1,090,844.2                        | 190,655.6                | 31,335.5              | 96,261.2                        | 229,693.9                 | 133,022.1 |
| 2019     | 1,188,571.9                        | 215,517.2                | 18,989.6              | 82,393.0                        | 255,705.4                 | 143,662.5 |
| 2020     | 1,191,837.0                        | 207,819.1                | 12,874.3              | 87,460.1                        | 258,779.7                 | 166,715.5 |
| 2021     | 1,283,287.5                        | 250,926.3                | 28,465.2              | 107,036.3                       | 308,870.7                 | 183,274.4 |
| 2022     | 1,594,613.2                        | 241,472.5                | 33,361.2              | 129,199.7                       | 267,881.5                 | 199,188.0 |
| 2023     | 1,648,838.2                        | 299,085.5                | 55,897.6              | 129,206.5                       | 248,121.1                 | 200,946.2 |
| 2023. 11 | 1,671,916.9                        | 298,309.7                | 62,197.9              | 129,306.7                       | 263,559.8                 | 196,039.1 |
| 12       | 1,648,838.2                        | 299,085.5                | 55,897.6              | 129,206.5                       | 248,121.1                 | 200,946.2 |
| 2024. 1  | 1,663,568.6                        | 303,737.4                | 51,367.2              | 132,968.5                       | 267,484.1                 | 195,350.8 |
| 2        | 1,691,083.5                        | 309,106.7                | 45,150.0              | 133,828.8                       | 267,357.1                 | 194,905.3 |
| 3        | 1,685,207.0                        | 318,300.7                | 44,042.9              | 134,958.6                       | 258,261.8                 | 198,255.7 |
| 4        | 1,684,837.9                        | 322,823.1                | 48,565.3              | 136,594.1                       | 257,736.2                 | 196,244.2 |
| 5        | 1,702,850.7                        | 330,751.9                | 50,706.2              | 139,610.4                       | 256,987.0                 | 193,498.1 |
| 6        | 1,704,031.6                        | 337,664.5                | 48,230.6              | 139,464.5                       | 246,724.3                 | 198,794.9 |
| 7        | 1,722,090.3                        | 347,064.4                | 47,249.1              | 134,534.1                       | 255,088.4                 | 205,815.3 |
| 8        | 1,738,730.2                        | 350,377.3                | 43,545.1              | 133,820.5                       | 256,959.7                 | 212,321.7 |
| 9        | 1,746,673.9                        | 352,977.4                | 39,682.2              | 136,461.8                       | 246,654.3                 | 213,454.3 |
| 10       | 1,763,116.5                        | 359,435.5                | 41,076.7              | 143,017.9                       | 257,777.6                 | 211,573.7 |
| 11 p)    | 1,772,799.0                        | 362,096.2                | 39,992.9              | 143,428.1                       | 265,149.6                 | 210,730.9 |

자료: 한국은행 경제통계국 금융통계팀

Source: The Bank of Korea.

## 9. 예금은행 지급준비액(신기준, 평균)<sup>1)</sup>

### Reserves of Commercial & Specialized Banks (New Version, Average of)

단위: 10억원

In billion won

|          | 지급준비대상예금<br><br>Deposits | 실제지급준비액 (A)<br><br>Reserves (A) |                 |                            | 필요지급 준비액<br><br>Required reserves (B) | 초과지급 준비액<br><br>Excess reserves (A-B) |
|----------|--------------------------|---------------------------------|-----------------|----------------------------|---------------------------------------|---------------------------------------|
|          |                          |                                 | 시재금<br><br>Cash | 지준예치금<br><br>Deposits with |                                       |                                       |
| 2018     | 1,457,010.9              | 60,478.8                        | 8,276.9         | 52,202.1                   | 60,317.5                              | 161.2                                 |
| 2019     | 1,569,475.4              | 66,304.9                        | 8,065.2         | 58,239.9                   | 64,147.4                              | 2,157.6                               |
| 2020     | 1,719,935.5              | 77,936.2                        | 8,193.3         | 69,743.1                   | 74,403.6                              | 3,532.6                               |
| 2021     | 1,899,691.1              | 90,995.5                        | 8,258.7         | 82,736.8                   | 86,873.2                              | 4,122.3                               |
| 2022     | 2,072,692.7              | 95,697.5                        | 8,296.8         | 87,400.7                   | 92,253.9                              | 3,443.5                               |
| 2023     | 2,136,119.9              | 89,833.5                        | 7,926.4         | 81,907.1                   | 88,010.2                              | 1,823.4                               |
| 2022. 10 | 2,121,739.8              | 94,518.3                        | 8,877.1         | 85,641.3                   | 91,202.4                              | 3,315.9                               |
| 11       | 2,137,432.5              | 93,526.8                        | 8,544.0         | 84,982.8                   | 90,135.2                              | 3,391.5                               |
| 12       | 2,127,271.5              | 92,463.6                        | 8,342.6         | 84,120.9                   | 89,129.5                              | 3,334.0                               |
| 2023. 1  | 2,099,250.4              | 90,582.5                        | 8,546.0         | 82,036.5                   | 87,259.8                              | 3,322.7                               |
| 2        | 2,089,528.8              | 90,103.5                        | 9,036.4         | 81,067.1                   | 86,506.8                              | 3,596.7                               |
| 3        | 2,112,358.5              | 91,143.9                        | 8,027.4         | 83,116.6                   | 87,856.9                              | 3,287.0                               |
| 4        | 2,110,893.7              | 91,457.6                        | 7,391.3         | 84,066.3                   | 88,149.7                              | 3,307.8                               |
| 5        | 2,111,702.5              | 90,972.0                        | 7,365.9         | 83,606.1                   | 87,621.8                              | 3,350.2                               |
| 6        | 2,131,092.9              | 91,511.5                        | 7,873.3         | 83,638.2                   | 88,227.7                              | 3,283.8                               |
| 7        | 2,154,917.2              | 89,171.2                        | 7,596.9         | 81,574.3                   | 89,079.4                              | 91.8                                  |
| 8        | 2,153,837.6              | 88,524.6                        | 7,741.8         | 80,782.8                   | 88,249.9                              | 274.7                                 |
| 9        | 2,158,377.9              | 88,466.4                        | 7,993.4         | 80,473.0                   | 88,149.5                              | 316.9                                 |
| 10       | 2,159,613.0              | 88,590.4                        | 8,455.5         | 80,134.9                   | 88,257.7                              | 332.7                                 |
| 11       | 2,171,644.2              | 88,283.0                        | 7,808.9         | 80,474.1                   | 87,929.0                              | 354.0                                 |
| 12       | 2,180,222.2              | 89,195.8                        | 7,280.3         | 81,915.5                   | 88,833.7                              | 362.1                                 |
| 2024. 1  | 2,160,217.5              | 88,206.3                        | 7,583.9         | 80,622.3                   | 87,831.0                              | 375.3                                 |
| 2        | 2,181,162.1              | 89,031.4                        | 8,433.4         | 80,598.1                   | 88,660.4                              | 371.0                                 |
| 3        | 2,214,055.1              | 91,734.0                        | 8,125.8         | 83,608.2                   | 91,364.7                              | 369.3                                 |
| 4        | 2,215,962.5              | 91,894.8                        | 7,397.5         | 84,497.3                   | 91,526.6                              | 368.2                                 |
| 5        | 2,208,131.8              | 90,946.2                        | 7,420.9         | 83,525.3                   | 90,580.5                              | 365.7                                 |
| 6        | 2,228,132.2              | 91,623.8                        | 7,507.0         | 84,116.8                   | 91,266.2                              | 357.6                                 |
| 7        | 2,229,451.5              | 91,325.6                        | 7,219.6         | 84,105.9                   | 90,990.7                              | 334.8                                 |
| 8        | 2,233,766.8              | 91,103.3                        | 7,567.8         | 83,535.5                   | 90,743.1                              | 360.3                                 |
| 9        | 2,247,768.2              | 91,733.5                        | 8,391.5         | 83,342.1                   | 91,395.7                              | 337.8                                 |
| 10       | 2,258,223.1              | 91,885.6                        | 8,109.1         | 83,776.5                   | 91,548.2                              | 337.4                                 |

주: 1) 산업은행 포함  
 자료: 한국은행 금융시장국 시장운영팀

Note: 1) Includes Commercial Bank.  
 Source: The Bank of Korea.

## 10. 예금은행 예금주별 예금(말잔) Deposits at Commercial & Specialized Banks by Depositor (End of)

단위: 10억원

In billion won

|          | 총예금            |                  |                    | 요구불예금           |                  |                    | 저축성예금                     |                  |                    |
|----------|----------------|------------------|--------------------|-----------------|------------------|--------------------|---------------------------|------------------|--------------------|
|          | Total deposits | 가계<br>Households | 기업<br>Corporations | Demand deposits | 가계<br>Households | 기업<br>Corporations | Time and savings deposits | 가계<br>Households | 기업<br>Corporations |
| 2017     | 1,305,558.4    | 600,111.5        | 398,635.4          | 194,277.7       | 71,049.5         | 75,222.6           | 1,111,280.7               | 529,062.0        | 323,412.8          |
| 2018     | 1,394,987.3    | 618,442.2        | 425,877.8          | 202,394.8       | 75,522.0         | 79,724.2           | 1,192,592.6               | 542,920.2        | 346,153.6          |
| 2019     | 1,515,519.5    | 668,953.5        | 456,856.4          | 224,547.7       | 85,753.3         | 90,380.4           | 1,290,971.8               | 583,200.2        | 366,476.0          |
| 2020     | 1,697,818.1    | 739,587.8        | 548,743.7          | 297,641.1       | 110,522.3        | 111,241.0          | 1,400,177.0               | 629,065.4        | 437,502.7          |
| 2021     | 1,869,023.7    | 787,750.6        | 613,875.5          | 357,636.7       | 141,857.1        | 129,368.4          | 1,511,387.1               | 645,893.5        | 484,507.1          |
| 2022     | 1,958,013.6    | 853,814.1        | 643,328.0          | 335,320.1       | 138,702.0        | 116,289.0          | 1,622,693.5               | 715,112.1        | 527,039.0          |
| 2023     | 1,993,056.0    | 925,981.5        | 637,501.8          | 322,962.1       | 139,662.8        | 115,061.1          | 1,670,093.9               | 786,318.7        | 522,440.6          |
| 2022. 10 | 1,967,290.0    | 850,206.6        | 617,323.1          | 341,103.3       | 142,555.9        | 112,091.3          | 1,626,186.7               | 707,650.7        | 505,231.8          |
| 11       | 1,970,661.1    | 847,574.7        | 628,716.0          | 330,679.0       | 135,517.7        | 110,764.9          | 1,639,982.1               | 712,057.0        | 517,951.0          |
| 12       | 1,958,013.6    | 853,814.1        | 643,328.0          | 335,320.1       | 138,702.0        | 116,289.0          | 1,622,693.5               | 715,112.1        | 527,039.0          |
| 2023. 1  | 1,905,400.8    | 853,047.7        | 608,559.8          | 314,216.3       | 135,344.1        | 102,170.1          | 1,591,184.5               | 717,703.6        | 506,389.7          |
| 2        | 1,934,319.9    | 856,585.6        | 607,281.0          | 324,648.8       | 137,298.6        | 104,525.6          | 1,609,671.0               | 719,286.9        | 502,755.5          |
| 3        | 1,941,239.7    | 871,175.9        | 622,006.9          | 328,206.9       | 137,464.4        | 110,050.3          | 1,613,032.8               | 733,711.5        | 511,956.6          |
| 4        | 1,921,118.3    | 884,266.9        | 592,767.3          | 323,450.6       | 141,721.5        | 102,874.5          | 1,597,667.7               | 742,545.5        | 489,892.8          |
| 5        | 1,926,861.5    | 879,886.8        | 591,132.0          | 327,408.3       | 136,384.4        | 107,342.0          | 1,599,453.2               | 743,502.4        | 483,790.1          |
| 6        | 1,968,232.6    | 887,662.6        | 625,939.5          | 335,260.4       | 137,585.4        | 115,766.9          | 1,632,972.1               | 750,077.2        | 510,172.5          |
| 7        | 1,944,908.0    | 900,161.2        | 596,220.6          | 322,033.0       | 139,888.4        | 102,331.2          | 1,622,875.1               | 760,272.8        | 493,889.4          |
| 8        | 1,959,811.0    | 902,036.5        | 604,002.2          | 320,862.6       | 136,663.6        | 106,503.5          | 1,638,948.4               | 765,373.0        | 497,498.7          |
| 9        | 1,976,365.2    | 913,938.9        | 615,349.0          | 323,946.8       | 140,661.7        | 106,989.4          | 1,652,418.4               | 773,277.1        | 508,359.7          |
| 10       | 1,962,956.4    | 908,786.2        | 604,836.1          | 313,353.9       | 138,498.7        | 101,827.9          | 1,649,602.5               | 770,287.5        | 503,008.2          |
| 11       | 1,981,278.7    | 911,611.0        | 612,585.3          | 317,574.7       | 136,922.5        | 104,490.7          | 1,663,704.0               | 774,688.6        | 508,094.6          |
| 12       | 1,993,056.0    | 925,981.5        | 637,501.8          | 322,962.1       | 139,662.8        | 115,061.1          | 1,670,093.9               | 786,318.7        | 522,440.6          |
| 2024. 1  | 1,964,188.4    | 926,055.8        | 608,701.4          | 315,117.3       | 136,306.5        | 106,219.2          | 1,649,071.2               | 789,749.3        | 502,482.2          |
| 2        | 2,013,610.0    | 941,265.2        | 616,783.1          | 330,390.0       | 145,324.6        | 104,656.7          | 1,683,219.9               | 795,940.6        | 512,126.5          |
| 3        | 2,049,930.9    | 956,543.3        | 649,919.7          | 346,377.2       | 150,858.1        | 111,713.7          | 1,703,553.6               | 805,685.2        | 538,206.0          |
| 4        | 2,000,338.5    | 955,759.1        | 610,446.0          | 333,683.8       | 148,607.6        | 103,656.2          | 1,666,654.7               | 807,151.4        | 506,789.8          |
| 5        | 2,015,348.6    | 956,436.6        | 618,181.9          | 330,668.3       | 146,890.1        | 105,211.7          | 1,684,680.3               | 809,546.5        | 512,970.3          |
| 6        | 2,054,718.5    | 966,974.5        | 650,545.3          | 341,892.1       | 149,497.6        | 112,255.5          | 1,712,826.4               | 817,476.9        | 538,289.9          |
| 7        | 2,026,573.5    | 964,328.4        | 631,289.6          | 327,786.5       | 146,132.1        | 103,896.5          | 1,698,787.1               | 818,196.3        | 527,393.2          |
| 8        | 2,050,600.5    | 965,778.2        | 637,634.5          | 334,615.1       | 147,147.8        | 105,460.5          | 1,715,985.3               | 818,630.4        | 532,174.0          |
| 9        | 2,070,818.2    | 966,159.5        | 655,213.5          | 338,244.6       | 145,638.1        | 108,026.7          | 1,732,573.6               | 820,521.5        | 547,186.8          |
| 10       | 2,072,068.2    | 970,098.2        | 654,556.6          | 326,953.5       | 145,901.1        | 104,113.7          | 1,745,114.7               | 824,197.1        | 550,442.9          |
| 11 p)    | 2,082,831.7    | 976,695.9        | 658,314.2          | 329,955.3       | 144,889.2        | 106,690.6          | 1,752,876.4               | 831,806.7        | 551,623.7          |

자료: 한국은행 경제통계국 금융통계팀

Source: The Bank of Korea.

# 11. 예금은행 종별 요구불예금(말잔)<sup>1)2)3)4)</sup>

## Demand Deposits at Commercial & Specialized Banks by Type (End of)

단위: 10억원

In billion won

|          | 총액        | 당좌예금     | 가계당좌예금             | 보통예금      | 별단예금      | 공금예금     | 국고예금              | 여신관리예금         |
|----------|-----------|----------|--------------------|-----------|-----------|----------|-------------------|----------------|
|          | Total     | Checking | Household checking | Passbook  | Temporary | Public   | Treasury deposits | Credit control |
| 2014     | 122,815.4 | 3,309.6  | 776.2              | 86,525.9  | 24,004.1  | 8,045.2  | 56.2              | 7.1            |
| 2015     | 155,418.6 | 3,117.5  | 905.6              | 106,176.3 | 24,518.6  | 20,556.9 | 58.1              | 3.5            |
| 2016     | 179,939.3 | 4,069.4  | 1,007.4            | 125,160.5 | 25,572.6  | 23,985.3 | 60.9              | 2.2            |
| 2017     | 194,277.7 | 4,646.7  | 1,040.7            | 143,493.5 | 25,394.6  | 19,568.7 | 69.5              | 2.4            |
| 2018     | 202,394.8 | 4,665.1  | 934.3              | 153,043.4 | 26,437.7  | 17,187.5 | 63.5              | 3.0            |
| 2019     | 224,547.7 | 4,880.7  | 1,019.8            | 176,396.2 | 25,015.5  | 17,111.7 | 63.3              | 1.1            |
| 2020     | 297,641.1 | 6,261.4  | 1,276.5            | 225,924.7 | 28,061.6  | 35,957.5 | 103.1             | 0.3            |
| 2021     | 357,636.7 | 7,673.1  | 1,300.0            | 276,133.9 | 32,381.3  | 39,791.5 | 124.0             | 0.3            |
| 2022     | 335,320.1 | 6,806.2  | 977.5              | 267,604.8 | 29,098.8  | 30,269.3 | 82.8              | 0.2            |
| 2023     | 322,962.1 | 6,578.3  | 988.2              | 264,426.8 | 24,224.5  | 24,562.0 | 77.0              | 0.3            |
| 2022. 10 | 341,103.3 | 4,541.1  | 1,058.3            | 273,262.6 | 27,947.1  | 33,633.7 | 426.3             | 2.7            |
| 11       | 330,679.0 | 4,751.0  | 994.0              | 264,016.2 | 27,196.8  | 33,061.7 | 316.3             | 0.7            |
| 12       | 335,320.1 | 6,806.2  | 977.5              | 267,604.8 | 29,098.8  | 30,269.3 | 82.8              | 0.2            |
| 2023. 1  | 314,216.3 | 4,850.5  | 945.6              | 253,812.7 | 25,923.8  | 27,857.3 | 428.8             | 2.1            |
| 2        | 324,648.8 | 4,593.9  | 973.8              | 260,009.9 | 25,911.8  | 32,237.0 | 424.9             | 0.8            |
| 3        | 328,206.9 | 5,698.9  | 974.8              | 269,870.5 | 26,252.8  | 24,113.8 | 661.8             | 0.4            |
| 4        | 323,450.6 | 5,194.1  | 1,004.0            | 267,197.7 | 25,653.9  | 23,120.9 | 618.0             | 0.3            |
| 5        | 327,408.3 | 5,266.2  | 977.6              | 267,320.5 | 25,229.6  | 27,469.8 | 522.9             | 0.9            |
| 6        | 335,260.4 | 5,825.7  | 980.1              | 276,583.8 | 25,699.2  | 23,932.6 | 925.8             | 0.1            |
| 7        | 322,033.0 | 4,745.4  | 979.1              | 265,661.6 | 23,821.0  | 24,080.3 | 764.2             | 1.1            |
| 8        | 320,862.6 | 4,708.3  | 982.8              | 262,309.7 | 23,874.1  | 26,474.5 | 590.6             | 0.6            |
| 9        | 323,946.8 | 6,324.3  | 979.3              | 268,227.0 | 24,278.7  | 21,672.9 | 528.8             | 2.5            |
| 10       | 313,353.9 | 4,976.5  | 967.2              | 257,884.3 | 23,882.1  | 23,344.3 | 435.8             | 0.9            |
| 11       | 317,574.7 | 4,643.0  | 961.8              | 257,828.8 | 23,808.2  | 28,279.2 | 295.4             | 0.9            |
| 12       | 322,962.1 | 6,578.3  | 988.2              | 264,426.8 | 24,224.5  | 24,562.0 | 77.0              | 0.3            |
| 2024. 1  | 315,117.3 | 4,963.4  | 957.4              | 259,091.7 | 24,071.7  | 23,764.2 | 433.1             | 0.4            |
| 2        | 330,390.0 | 4,892.3  | 980.9              | 269,254.7 | 24,842.8  | 28,152.5 | 476.8             | 0.3            |
| 3        | 346,377.2 | 6,277.2  | 999.9              | 287,933.7 | 25,864.9  | 22,553.0 | 704.0             | 0.1            |
| 4        | 333,683.8 | 4,703.3  | 988.5              | 279,832.9 | 25,297.0  | 20,230.3 | 611.0             | 0.7            |
| 5        | 330,668.3 | 4,440.7  | 980.1              | 276,266.7 | 24,635.6  | 21,730.2 | 556.2             | 0.0            |
| 6        | 341,892.1 | 6,020.5  | 1,019.1            | 287,022.4 | 25,140.5  | 19,803.0 | 745.8             | 0.1            |
| 7        | 327,786.5 | 4,185.7  | 985.2              | 277,337.0 | 23,638.9  | 18,863.0 | 651.6             | 0.5            |
| 8        | 334,615.1 | 4,739.7  | 996.3              | 280,342.3 | 23,993.8  | 21,917.5 | 530.9             | 0.0            |
| 9        | 338,244.6 | 6,968.4  | 975.8              | 282,861.3 | 23,862.9  | 20,950.2 | 507.3             | 0.6            |
| 10       | 326,953.5 | 4,407.4  | 992.2              | 274,669.2 | 24,000.0  | 20,371.7 | 452.9             | 0.4            |
| 11 p)    | 329,955.3 | 4,944.9  | 1,001.2            | 273,508.5 | 24,567.9  | 23,492.5 | 326.2             | 0.1            |

주: 1) 산업은행이 예금은행으로 분류된 2002년 1월부터 동 기관분 포함 Note: 1) Includes Korea Development Bank since Jan. 2002 when it was reclassified into Commercial & specialized banks.

2) 외화예금 및 동업자예금 제외

2) Excludes foreign currency deposits & interbank deposits.

3) 정기적금내 가계우대정기적금 포함

3) Installment savings include household preferential installment savings deposits.

4) 주택부금내 근로자주택마련저축 포함

4) Housing installments includes worker's savings for housing loans.

자료: 한국은행 경제통계국 금융통계팀

Source: The Bank of Korea.

## 12. 예금은행 종별 저축성예금<sup>1)2)</sup>

### Time and Savings Deposits at Commercial & Specialized Banks by Type

단위: 10억원

In billion won

|          | 총액          | 정기예금        | 정기적금 <sup>3)</sup>     | 상호부금                   | 주택부금 <sup>4)</sup>      | 근로자<br>우대저축                               | 저축예금      | 기업자유<br>예금         | 목돈마련<br>저축                         |
|----------|-------------|-------------|------------------------|------------------------|-------------------------|---|-----------|--------------------|------------------------------------|
|          | Total       | Time        | Installment<br>savings | Mutual<br>installments | Housing<br>installments | Worker's<br>preferential<br>sav. deposits | Savings   | Company<br>savings | Workman's<br>property<br>formation |
| 2014     | 957,727.8   | 578,022.9   | 38,411.8               | 14,941.9               | 980.7                   | 1.9                                       | 176,718.9 | 139,498.7          | 4,030.3                            |
| 2015     | 1,008,308.8 | 569,554.2   | 36,173.3               | 14,468.0               | 910.5                   | 1.7                                       | 210,102.9 | 166,047.4          | 6,817.3                            |
| 2016     | 1,061,034.4 | 586,976.6   | 35,459.4               | 12,662.8               | 833.9                   | 1.4                                       | 234,215.9 | 177,872.1          | 10,092.5                           |
| 2017     | 1,111,280.7 | 617,469.9   | 34,246.6               | 10,146.2               | 761.1                   | 1.0                                       | 245,564.2 | 188,050.9          | 12,869.8                           |
| 2018     | 1,192,592.6 | 694,015.6   | 33,291.1               | 10,371.1               | 688.3                   | 0.9                                       | 243,203.8 | 194,365.2          | 14,825.8                           |
| 2019     | 1,290,971.8 | 742,576.9   | 36,197.5               | 12,102.2               | 625.4                   | 0.9                                       | 270,510.6 | 210,996.8          | 16,659.4                           |
| 2020     | 1,400,177.0 | 734,159.3   | 39,263.9               | 11,983.7               | 569.8                   | 0.8                                       | 333,868.4 | 266,647.1          | 12,589.6                           |
| 2021     | 1,511,387.1 | 778,971.0   | 33,846.8               | 9,994.2                | 537.5                   | 0.8                                       | 361,093.5 | 314,458.5          | 11,481.7                           |
| 2022     | 1,622,693.5 | 976,556.5   | 41,093.3               | 7,248.7                | 502.5                   | 0.7                                       | 290,510.2 | 299,236.5          | 6,724.5                            |
| 2023     | 1,670,093.9 | 1,000,801.2 | 59,104.8               | 6,815.4                | 463.8                   | 0.7                                       | 291,731.0 | 308,945.3          | 1,496.3                            |
| 2022. 10 | 1,626,186.7 | 965,031.8   | 41,205.8               | 8,095.1                | 512.5                   | 0.7                                       | 313,298.2 | 288,053.8          | 9,101.2                            |
| 11       | 1,639,982.1 | 991,939.0   | 41,339.8               | 7,678.9                | 507.3                   | 0.7                                       | 296,920.8 | 292,438.4          | 8,301.7                            |
| 12       | 1,622,693.5 | 976,556.5   | 41,093.3               | 7,248.7                | 502.5                   | 0.7                                       | 290,510.2 | 299,236.5          | 6,724.5                            |
| 2023. 1  | 1,591,184.5 | 976,605.8   | 41,630.0               | 7,087.7                | 497.2                   | 0.7                                       | 284,914.0 | 273,741.9          | 5,905.7                            |
| 2        | 1,609,671.0 | 979,032.4   | 42,835.7               | 7,082.0                | 492.5                   | 0.7                                       | 286,209.4 | 287,459.4          | 5,765.9                            |
| 3        | 1,613,032.8 | 970,909.5   | 44,423.1               | 7,059.4                | 488.2                   | 0.7                                       | 292,903.5 | 292,888.4          | 3,571.7                            |
| 4        | 1,597,667.7 | 965,762.3   | 46,614.0               | 7,210.0                | 485.3                   | 0.7                                       | 293,855.5 | 280,119.0          | 2,836.3                            |
| 5        | 1,599,453.2 | 978,233.5   | 48,115.4               | 7,420.4                | 482.4                   | 0.7                                       | 288,968.3 | 273,019.5          | 2,432.3                            |
| 6        | 1,632,972.1 | 981,612.9   | 49,669.4               | 7,548.2                | 479.4                   | 0.7                                       | 290,576.8 | 300,118.1          | 2,189.0                            |
| 7        | 1,622,875.1 | 994,250.2   | 51,600.5               | 7,687.3                | 477.0                   | 0.7                                       | 289,933.7 | 276,128.9          | 2,021.2                            |
| 8        | 1,638,948.4 | 1,007,691.9 | 53,375.4               | 7,764.6                | 474.3                   | 0.7                                       | 288,535.0 | 278,474.2          | 1,860.8                            |
| 9        | 1,652,418.4 | 1,003,417.0 | 55,518.9               | 7,831.0                | 472.1                   | 0.7                                       | 291,074.8 | 291,562.2          | 1,775.0                            |
| 10       | 1,649,602.5 | 1,013,288.2 | 56,789.9               | 7,579.8                | 469.3                   | 0.7                                       | 286,647.2 | 282,388.0          | 1,680.0                            |
| 11       | 1,663,704.0 | 1,026,836.8 | 58,080.3               | 7,159.3                | 466.3                   | 0.7                                       | 284,741.3 | 284,076.6          | 1,592.6                            |
| 12       | 1,670,093.9 | 1,000,801.2 | 59,104.8               | 6,815.4                | 463.8                   | 0.7                                       | 291,731.0 | 308,945.3          | 1,496.3                            |
| 2024. 1  | 1,649,071.2 | 1,017,433.9 | 59,946.5               | 6,707.6                | 460.4                   | 0.7                                       | 289,473.3 | 272,910.9          | 1,409.5                            |
| 2        | 1,683,219.9 | 1,041,345.0 | 45,751.9               | 6,732.7                | 457.3                   | 0.7                                       | 302,295.7 | 284,555.5          | 1,356.8                            |
| 3        | 1,703,553.6 | 1,027,000.6 | 44,465.2               | 6,706.9                | 454.0                   | 0.6                                       | 305,754.6 | 317,135.3          | 1,316.4                            |
| 4        | 1,666,654.7 | 1,022,227.6 | 46,341.7               | 6,802.8                | 452.4                   | 0.6                                       | 303,916.5 | 284,905.6          | 1,288.1                            |
| 5        | 1,684,680.3 | 1,038,258.0 | 48,204.0               | 6,935.4                | 450.2                   | 0.6                                       | 300,585.1 | 288,268.7          | 1,261.8                            |
| 6        | 1,712,826.4 | 1,037,638.5 | 49,914.7               | 7,066.2                | 448.1                   | 0.6                                       | 304,892.5 | 310,909.7          | 1,240.8                            |
| 7        | 1,698,787.1 | 1,053,190.1 | 51,839.4               | 7,129.2                | 445.7                   | 0.6                                       | 304,082.8 | 280,180.9          | 1,203.1                            |
| 8        | 1,715,985.3 | 1,067,732.8 | 52,682.4               | 7,172.6                | 443.4                   | 0.6                                       | 304,710.5 | 281,367.5          | 1,162.3                            |
| 9        | 1,732,573.6 | 1,073,444.6 | 54,306.0               | 7,248.0                | 441.5                   | 0.6                                       | 303,131.0 | 292,164.4          | 1,127.5                            |
| 10       | 1,745,114.7 | 1,087,729.9 | 55,560.5               | 7,163.4                | 429.6                   | 0.6                                       | 306,390.2 | 286,037.8          | 1,092.8                            |
| 11 p)    | 1,752,876.4 | 1,095,186.7 | 56,515.2               | 6,969.8                | 425.0                   | 0.6                                       | 308,358.9 | 283,656.5          | 1,055.1                            |

주: 1) 산업은행이 예금은행으로 분류된 2002년 1월부터 동 기관분 포함

2) 외화예금 및 동업자예금 제외

3) 가계우대정기적금 포함

4) 근로자주택마련저축 포함

자료: 한국은행 경제통계국 금융통계팀

Note: 1) Includes Korea Development Bank since Jan. 2002 when it was reclassified into Commercial &amp; specialized banks.

2) Excludes foreign currency deposits &amp; interbank deposits.

3) Includes household preferential installment savings deposits.

4) Includes worker's savings for housing loans.

Source: The Bank of Korea.



### 13. 예금은행 지역별 예금(말잔)<sup>1)</sup>

#### Deposits at Commercial & Specialized Banks by Province (End of)

단위: 10억원

In billion won

|          | 전국          | 서울          | 부산        | 대구       | 인천       | 광주       | 대전        | 울산        | 세종       |
|----------|-------------|-------------|-----------|----------|----------|----------|-----------|-----------|----------|
|          | Total       | Seoul       | Busan     | Daegu    | Incheon  | Gwangju  | Daejeon   | Ulsan     | Sejong   |
| 2019     | 1,515,519.5 | 791,160.6   | 90,142.9  | 52,113.4 | 46,757.3 | 25,261.5 | 33,905.4  | 16,646.3  | 11,646.8 |
| 2020     | 1,697,818.1 | 898,371.8   | 101,058.8 | 57,156.5 | 51,948.8 | 28,573.7 | 38,725.4  | 18,231.6  | 14,025.4 |
| 2021     | 1,869,023.7 | 1,025,793.2 | 96,071.3  | 60,019.8 | 57,520.5 | 30,480.8 | 40,425.1  | 19,383.7  | 14,049.4 |
| 2022     | 1,958,013.6 | 1,052,968.4 | 97,641.3  | 61,797.7 | 59,331.1 | 31,619.4 | 46,349.8  | 21,986.8  | 14,857.5 |
| 2023     | 1,993,056.0 | 1,052,486.4 | 102,757.8 | 64,813.4 | 59,325.2 | 31,247.9 | 47,843.4  | 23,085.4  | 14,276.0 |
| 2023. 11 | 1,981,278.7 | 1,032,892.9 | 101,418.3 | 64,414.4 | 59,619.2 | 30,830.1 | 51,370.6  | 23,396.1  | 15,354.0 |
| 12       | 1,993,056.0 | 1,052,486.4 | 102,757.8 | 64,813.4 | 59,325.2 | 31,247.9 | 47,843.4  | 23,085.4  | 14,276.0 |
| 2024. 1  | 1,964,188.4 | 1,031,604.8 | 101,984.3 | 64,656.4 | 58,071.0 | 30,806.6 | 48,872.8  | 22,827.0  | 15,541.8 |
| 2        | 2,013,610.0 | 1,055,507.0 | 104,309.7 | 67,674.1 | 60,096.0 | 31,268.0 | 53,259.3  | 23,327.6  | 16,723.8 |
| 3        | 2,049,930.9 | 1,080,110.5 | 106,529.7 | 67,586.1 | 61,099.2 | 31,697.4 | 53,387.4  | 23,787.8  | 15,877.2 |
| 4        | 2,000,338.5 | 1,042,352.9 | 105,519.4 | 67,366.4 | 59,974.0 | 31,277.4 | 52,445.3  | 23,204.5  | 15,604.8 |
| 5        | 2,015,348.5 | 1,043,880.3 | 106,645.9 | 68,215.4 | 60,813.8 | 31,632.2 | 54,142.8  | 23,750.0  | 16,050.1 |
| 6        | 2,054,718.5 | 1,067,786.2 | 108,127.2 | 69,845.4 | 61,615.0 | 32,286.3 | 56,492.8  | 24,183.4  | 17,460.2 |
| 7        | 2,026,573.5 | 1,052,704.1 | 107,978.3 | 68,334.0 | 60,793.1 | 31,083.7 | 55,269.6  | 23,845.3  | 17,022.7 |
| 8        | 2,050,600.5 | 1,063,374.4 | 110,153.3 | 69,265.9 | 61,693.9 | 31,497.4 | 55,771.0  | 23,891.0  | 17,275.7 |
| 9        | 2,070,818.2 | 1,090,824.0 | 111,207.7 | 68,620.9 | 61,134.8 | 31,016.7 | 54,573.2  | 23,876.4  | 17,181.2 |
| 10       | 2,072,068.2 | 1,091,854.8 | 112,458.1 | 68,802.6 | 61,328.4 | 31,385.9 | 53,479.3  | 23,899.7  | 16,500.3 |
| 11 p)    | 2,082,831.7 | 1,101,267.2 | 114,034.2 | 68,913.9 | 60,996.4 | 31,485.6 | 53,680.5  | 23,835.9  | 16,800.6 |
|          | 경기          | 강원          | 충북        | 충남       | 전북       | 전남       | 경북        | 경남        | 제주       |
|          | Gyeonggi    | Gangwon     | Chungbuk  | Chungnam | Jeonbuk  | Jeonnam  | Gyeongbuk | Gyeongnam | Jeju     |
| 2019     | 223,043.4   | 25,501.3    | 21,582.6  | 25,555.5 | 36,495.5 | 23,693.8 | 34,777.2  | 47,388.8  | 9,847.4  |
| 2020     | 251,734.3   | 24,939.5    | 23,634.2  | 27,669.5 | 38,280.0 | 25,070.1 | 36,756.8  | 51,352.9  | 10,308.9 |
| 2021     | 271,034.3   | 28,054.8    | 25,567.9  | 29,966.9 | 39,664.3 | 26,144.7 | 38,504.8  | 55,631.9  | 10,710.3 |
| 2022     | 287,943.2   | 31,030.4    | 28,913.8  | 34,212.4 | 41,468.5 | 30,052.0 | 46,034.7  | 59,099.9  | 12,706.5 |
| 2023     | 298,486.3   | 32,527.7    | 29,808.8  | 35,691.8 | 48,159.7 | 31,485.1 | 47,325.9  | 61,885.3  | 11,850.0 |
| 2023. 11 | 295,323.1   | 34,437.3    | 30,249.9  | 36,672.3 | 50,640.0 | 31,797.6 | 48,908.7  | 62,045.6  | 11,908.6 |
| 12       | 298,486.3   | 32,527.7    | 29,808.8  | 35,691.8 | 48,159.7 | 31,485.1 | 47,325.9  | 61,885.3  | 11,850.0 |
| 2024. 1  | 292,177.7   | 34,089.7    | 29,334.7  | 35,122.3 | 47,834.8 | 30,335.0 | 46,814.8  | 61,400.7  | 12,713.9 |
| 2        | 295,560.7   | 35,565.5    | 30,430.6  | 36,216.4 | 48,401.2 | 32,177.1 | 47,425.4  | 62,814.7  | 12,853.0 |
| 3        | 299,875.8   | 38,092.7    | 30,728.2  | 36,666.8 | 49,380.3 | 31,844.4 | 48,721.7  | 62,966.6  | 11,579.2 |
| 4        | 293,791.2   | 37,864.0    | 30,273.1  | 35,909.0 | 48,935.0 | 31,211.0 | 47,992.0  | 61,895.4  | 14,723.0 |
| 5        | 295,556.7   | 38,375.7    | 30,759.6  | 36,746.7 | 50,983.3 | 31,493.4 | 48,720.0  | 62,979.3  | 14,603.4 |
| 6        | 301,778.2   | 39,001.1    | 31,061.1  | 36,950.0 | 51,423.0 | 31,752.7 | 49,050.1  | 62,700.7  | 13,205.2 |
| 7        | 297,493.0   | 38,016.7    | 30,377.8  | 36,098.7 | 50,294.9 | 31,006.8 | 48,308.0  | 62,252.6  | 15,694.2 |
| 8        | 301,252.4   | 38,290.9    | 30,848.0  | 36,938.0 | 50,511.5 | 31,484.0 | 49,154.1  | 63,369.9  | 15,829.0 |
| 9        | 300,386.6   | 36,976.5    | 30,651.3  | 36,795.0 | 49,832.0 | 31,051.7 | 49,295.5  | 63,313.7  | 14,080.9 |
| 10       | 301,344.6   | 37,055.7    | 30,532.7  | 36,553.1 | 47,165.8 | 31,197.9 | 49,746.6  | 64,000.6  | 14,762.2 |
| 11 p)    | 302,342.7   | 35,167.5    | 30,644.1  | 37,204.1 | 47,358.2 | 31,951.0 | 49,555.3  | 64,924.4  | 12,670.1 |

주: 1) 시도별 구분은 취급점포 소재지 기준임  
 자료: 한국은행 경제통계국 금융통계팀

Note: 1) Classification by province is based on the location of the handling branch (office).  
 Source: The Bank of Korea.

## 14. 예금은행 지역별 대출금(말잔)<sup>1)</sup>

### Loans and Discounts of Commercial & Specialized Banks by Province (End of)

단위: 10억원

In billion won

|          | 전국          | 서울        | 부산        | 대구        | 인천        | 광주       | 대전       | 울산       | 세종       |
|----------|-------------|-----------|-----------|-----------|-----------|----------|----------|----------|----------|
|          | Total       | Seoul     | Busan     | Daegu     | Incheon   | Gwangju  | Daejeon  | Ulsan    | Sejong   |
| 2019     | 1,698,612.9 | 641,634.1 | 120,127.2 | 80,062.2  | 92,157.9  | 36,888.6 | 35,318.1 | 28,495.1 | 8,803.9  |
| 2020     | 1,893,716.2 | 726,164.1 | 132,190.5 | 88,740.3  | 102,078.5 | 42,161.3 | 39,341.3 | 30,498.2 | 9,864.7  |
| 2021     | 2,050,701.6 | 798,751.7 | 143,137.7 | 98,777.2  | 109,129.1 | 45,930.7 | 41,555.0 | 31,856.0 | 10,538.1 |
| 2022     | 2,165,861.1 | 871,746.6 | 148,637.2 | 103,005.7 | 113,533.0 | 47,386.8 | 42,121.4 | 32,268.4 | 10,777.9 |
| 2023     | 2,266,468.8 | 927,524.8 | 153,595.7 | 106,307.1 | 118,511.2 | 49,907.7 | 43,631.1 | 33,180.4 | 11,147.5 |
| 2023. 11 | 2,266,755.9 | 928,104.5 | 153,721.5 | 106,703.9 | 118,584.3 | 49,853.7 | 43,511.3 | 33,366.1 | 11,121.3 |
| 12       | 2,266,468.8 | 927,524.8 | 153,595.7 | 106,307.1 | 118,511.2 | 49,907.7 | 43,631.1 | 33,180.4 | 11,147.5 |
| 2024. 1  | 2,275,754.9 | 935,208.5 | 154,010.4 | 105,772.2 | 118,658.5 | 50,396.2 | 43,725.9 | 33,352.0 | 11,118.5 |
| 2        | 2,286,010.8 | 941,235.5 | 154,464.0 | 105,933.4 | 119,046.8 | 50,507.2 | 44,192.3 | 33,351.1 | 11,090.3 |
| 3        | 2,295,440.4 | 946,819.4 | 154,947.6 | 106,477.7 | 119,704.9 | 50,781.2 | 44,300.6 | 33,499.4 | 11,059.7 |
| 4        | 2,312,960.6 | 956,371.4 | 155,548.3 | 107,036.5 | 120,823.9 | 51,231.1 | 44,450.1 | 33,757.0 | 11,153.3 |
| 5        | 2,327,198.0 | 961,165.6 | 156,273.0 | 107,681.1 | 121,913.1 | 51,620.7 | 45,163.3 | 34,000.3 | 11,227.1 |
| 6        | 2,338,124.2 | 966,536.1 | 156,187.5 | 108,075.6 | 122,893.3 | 51,734.8 | 45,579.9 | 34,540.2 | 11,204.4 |
| 7        | 2,352,799.6 | 973,086.6 | 157,211.2 | 108,530.4 | 123,202.0 | 52,024.4 | 45,908.7 | 34,697.2 | 11,456.1 |
| 8        | 2,369,543.7 | 980,673.5 | 157,924.9 | 108,872.5 | 123,702.9 | 52,378.3 | 46,431.3 | 35,044.0 | 11,568.5 |
| 9        | 2,380,422.7 | 983,783.5 | 159,159.1 | 109,235.9 | 124,460.8 | 52,406.4 | 47,190.1 | 35,142.6 | 11,639.8 |
| 10       | 2,393,352.9 | 989,567.5 | 160,226.1 | 109,913.3 | 124,823.5 | 52,501.5 | 47,201.1 | 35,447.2 | 11,640.9 |
| 11 p)    | 2,397,971.4 | 991,546.7 | 160,627.5 | 110,008.1 | 124,895.9 | 52,605.8 | 47,529.9 | 35,761.7 | 11,635.7 |

|          | 경기        | 강원       | 충북       | 충남       | 전북       | 전남       | 경북        | 경남        | 제주       |
|----------|-----------|----------|----------|----------|----------|----------|-----------|-----------|----------|
|          | Gyeonggi  | Gangwon  | Chungbuk | Chungnam | Jeonbuk  | Jeonnam  | Gyeongbuk | Gyeongnam | Jeju     |
| 2019     | 376,464.3 | 20,991.4 | 26,399.9 | 37,360.9 | 30,488.3 | 23,785.6 | 43,118.9  | 78,235.3  | 18,281.1 |
| 2020     | 419,831.8 | 22,831.4 | 28,669.1 | 41,097.0 | 33,132.0 | 26,806.6 | 47,189.5  | 82,937.6  | 20,182.3 |
| 2021     | 451,097.2 | 23,886.3 | 30,442.5 | 44,345.3 | 34,004.7 | 28,202.3 | 48,442.0  | 89,499.3  | 21,106.6 |
| 2022     | 464,688.9 | 24,591.1 | 31,219.6 | 45,997.8 | 34,480.8 | 31,393.6 | 50,349.7  | 92,070.4  | 21,592.3 |
| 2023     | 481,480.6 | 25,298.3 | 32,985.2 | 47,853.4 | 35,161.7 | 31,854.7 | 52,155.3  | 93,883.9  | 21,990.1 |
| 2023. 11 | 481,379.2 | 25,255.1 | 33,019.8 | 47,370.5 | 34,916.9 | 31,756.2 | 51,971.6  | 94,197.8  | 21,922.3 |
| 12       | 481,480.6 | 25,298.3 | 32,985.2 | 47,853.4 | 35,161.7 | 31,854.7 | 52,155.3  | 93,883.9  | 21,990.1 |
| 2024. 1  | 482,472.7 | 25,309.6 | 33,025.4 | 47,922.9 | 35,281.1 | 31,761.1 | 51,934.9  | 93,834.5  | 21,970.6 |
| 2        | 484,014.7 | 25,304.4 | 33,335.3 | 48,143.0 | 35,412.2 | 31,860.1 | 52,089.6  | 94,078.3  | 21,952.6 |
| 3        | 485,506.2 | 25,244.7 | 33,415.7 | 48,299.6 | 35,366.0 | 31,850.1 | 52,056.8  | 94,242.4  | 21,868.4 |
| 4        | 488,644.2 | 25,338.7 | 33,893.2 | 48,555.2 | 35,570.4 | 32,094.8 | 52,444.8  | 94,044.6  | 22,003.2 |
| 5        | 491,535.9 | 25,532.5 | 34,354.0 | 48,946.8 | 35,815.1 | 32,189.6 | 52,885.1  | 94,726.6  | 22,168.2 |
| 6        | 494,950.7 | 25,528.2 | 34,965.6 | 48,791.6 | 35,661.9 | 31,566.0 | 52,962.9  | 94,804.0  | 22,141.7 |
| 7        | 498,106.9 | 25,819.0 | 35,184.1 | 48,982.8 | 35,922.8 | 31,884.7 | 53,261.7  | 95,304.0  | 22,216.9 |
| 8        | 502,529.3 | 25,898.8 | 35,250.1 | 49,520.5 | 36,080.7 | 32,050.3 | 53,409.3  | 95,864.8  | 22,344.2 |
| 9        | 505,933.4 | 25,977.7 | 35,399.2 | 49,656.9 | 36,239.1 | 32,064.7 | 53,489.6  | 96,195.4  | 22,448.7 |
| 10       | 508,261.7 | 26,167.4 | 35,547.3 | 50,117.7 | 36,600.9 | 32,421.7 | 53,968.8  | 96,354.9  | 22,591.5 |
| 11 p)    | 509,482.0 | 26,141.3 | 35,653.0 | 50,278.7 | 36,794.0 | 31,451.9 | 54,114.9  | 96,821.4  | 22,622.9 |

주: 1) 시, 도별 구분은 취급점포 소재지 기준임  
 자료: 한국은행 경제통계국 금융통계팀

Note: 1) Classification by province is based on the location of the handling branch(office).  
 Source: The Bank of Korea.



## 15. 예금은행 자금별 대출금(말잔)

### Loans and Discounts of Commercial & Specialized Banks by Fund (End of)

단위: 10억원

In billion won

|          | 총대출금                    |           |             | 금융자금                     |           |             | 채정자금                   |           |           |
|----------|-------------------------|-----------|-------------|--------------------------|-----------|-------------|------------------------|-----------|-----------|
|          | Total loans & discounts | 시설자금      | 운전자금        | Loans with banking funds | 시설자금      | 운전자금        | Loans with gov't funds | 시설자금      | 운전자금      |
|          |                         | Equipment | Operation   |                          | Equipment | Operation   |                        | Equipment | Operation |
| 2014     | 1,250,103.3             | 292,150.5 | 957,952.8   | 1,223,698.0              | 275,137.5 | 948,560.5   | 26,405.3               | 17,013.0  | 9,392.3   |
| 2015     | 1,346,815.8             | 337,325.7 | 1,009,490.2 | 1,320,628.9              | 322,249.3 | 998,379.7   | 26,186.9               | 15,076.4  | 11,110.5  |
| 2016     | 1,424,149.2             | 371,099.2 | 1,053,049.9 | 1,395,247.1              | 356,469.4 | 1,038,777.6 | 28,902.2               | 14,629.8  | 14,272.3  |
| 2017     | 1,504,333.3             | 404,000.0 | 1,100,333.3 | 1,472,305.7              | 389,696.9 | 1,082,608.8 | 32,027.6               | 14,303.1  | 17,724.5  |
| 2018     | 1,600,280.5             | 433,691.8 | 1,166,588.8 | 1,564,007.0              | 419,556.6 | 1,144,450.5 | 36,273.4               | 14,135.2  | 22,138.3  |
| 2019     | 1,698,612.9             | 461,367.5 | 1,237,245.4 | 1,661,219.2              | 447,630.2 | 1,213,589.0 | 37,393.7               | 13,737.3  | 23,656.4  |
| 2020     | 1,893,716.2             | 511,171.9 | 1,382,544.3 | 1,850,383.4              | 497,515.8 | 1,352,867.6 | 43,332.8               | 13,656.1  | 29,676.7  |
| 2021     | 2,050,701.6             | 576,529.8 | 1,474,171.8 | 2,002,891.3              | 562,210.9 | 1,440,680.4 | 47,810.3               | 14,319.0  | 33,491.4  |
| 2022     | 2,165,861.1             | 636,626.5 | 1,529,234.7 | 2,115,596.1              | 620,769.3 | 1,494,826.8 | 50,265.0               | 15,857.2  | 34,407.9  |
| 2023     | 2,266,468.8             | 684,802.4 | 1,581,666.4 | 2,217,619.8              | 668,905.2 | 1,548,714.6 | 48,849.0               | 15,897.2  | 32,951.7  |
| 2022. 10 | 2,158,295.5             | 631,739.4 | 1,526,556.0 | 2,106,867.8              | 615,998.8 | 1,490,869.0 | 51,427.7               | 15,740.7  | 35,687.0  |
| 11       | 2,173,145.2             | 635,587.8 | 1,537,557.5 | 2,121,723.6              | 619,675.7 | 1,502,047.9 | 51,421.6               | 15,912.0  | 35,509.6  |
| 12       | 2,165,861.1             | 636,626.5 | 1,529,234.7 | 2,115,596.1              | 620,769.3 | 1,494,826.8 | 50,265.0               | 15,857.2  | 34,407.9  |
| 2023. 1  | 2,168,698.3             | 637,743.2 | 1,530,955.1 | 2,118,733.0              | 621,898.3 | 1,496,834.8 | 49,965.3               | 15,845.0  | 34,120.3  |
| 2        | 2,170,233.0             | 640,165.6 | 1,530,067.4 | 2,120,559.9              | 624,318.6 | 1,496,241.3 | 49,673.1               | 15,847.0  | 33,826.1  |
| 3        | 2,171,145.4             | 643,391.3 | 1,527,754.1 | 2,122,817.4              | 627,826.4 | 1,494,991.0 | 48,328.0               | 15,564.8  | 32,763.2  |
| 4        | 2,177,578.1             | 647,653.7 | 1,529,924.4 | 2,129,296.6              | 632,075.0 | 1,497,221.6 | 48,281.6               | 15,578.7  | 32,702.8  |
| 5        | 2,187,357.9             | 651,831.1 | 1,535,526.8 | 2,138,875.0              | 636,180.8 | 1,502,694.2 | 48,482.9               | 15,650.3  | 32,832.5  |
| 6        | 2,197,685.5             | 657,072.2 | 1,540,613.3 | 2,149,550.1              | 641,489.1 | 1,508,061.0 | 48,135.4               | 15,583.1  | 32,552.3  |
| 7        | 2,210,386.9             | 661,810.4 | 1,548,576.5 | 2,161,844.2              | 646,130.5 | 1,515,713.7 | 48,542.7               | 15,679.9  | 32,862.8  |
| 8        | 2,222,860.5             | 667,937.4 | 1,554,923.1 | 2,173,743.6              | 652,091.9 | 1,521,651.6 | 49,116.9               | 15,845.5  | 33,271.4  |
| 9        | 2,238,147.8             | 673,260.7 | 1,564,887.2 | 2,188,984.1              | 657,409.1 | 1,531,575.0 | 49,163.7               | 15,851.6  | 33,312.2  |
| 10       | 2,253,613.6             | 677,768.1 | 1,575,845.5 | 2,204,247.8              | 661,823.2 | 1,542,424.7 | 49,365.8               | 15,944.9  | 33,420.8  |
| 11       | 2,266,755.9             | 683,174.0 | 1,583,582.0 | 2,217,122.0              | 667,135.1 | 1,549,986.8 | 49,634.0               | 16,038.9  | 33,595.1  |
| 12       | 2,266,468.8             | 684,802.4 | 1,581,666.4 | 2,217,619.8              | 668,905.2 | 1,548,714.6 | 48,849.0               | 15,897.2  | 32,951.7  |
| 2024. 1  | 2,275,754.9             | 687,274.4 | 1,588,480.5 | 2,227,003.3              | 671,417.5 | 1,555,585.9 | 48,751.6               | 15,856.9  | 32,894.6  |
| 2        | 2,286,010.8             | 691,310.4 | 1,594,700.4 | 2,236,811.7              | 675,462.9 | 1,561,348.8 | 49,199.1               | 15,847.5  | 33,351.6  |
| 3        | 2,295,440.4             | 697,018.1 | 1,598,422.3 | 2,246,646.2              | 681,282.7 | 1,565,363.5 | 48,794.3               | 15,735.4  | 33,058.8  |
| 4        | 2,312,960.6             | 703,499.4 | 1,609,461.2 | 2,263,673.7              | 687,721.8 | 1,575,951.9 | 49,286.9               | 15,777.6  | 33,509.3  |
| 5        | 2,327,198.0             | 709,097.4 | 1,618,100.6 | 2,277,271.4              | 692,959.2 | 1,584,312.2 | 49,926.5               | 16,138.1  | 33,788.4  |
| 6        | 2,338,124.2             | 713,428.3 | 1,624,695.9 | 2,288,903.9              | 697,549.6 | 1,591,354.3 | 49,220.3               | 15,878.7  | 33,341.6  |
| 7        | 2,352,799.6             | 717,985.7 | 1,634,813.8 | 2,303,681.4              | 702,037.6 | 1,601,643.8 | 49,118.2               | 15,948.2  | 33,170.0  |
| 8        | 2,369,543.7             | 723,341.6 | 1,646,202.1 | 2,320,222.6              | 707,359.7 | 1,612,862.9 | 49,321.1               | 15,981.9  | 33,339.2  |
| 9        | 2,380,422.7             | 726,815.6 | 1,653,607.1 | 2,331,709.5              | 710,969.2 | 1,620,740.3 | 48,713.2               | 15,846.4  | 32,866.8  |
| 10       | 2,393,352.9             | 730,272.6 | 1,663,080.3 | 2,344,488.4              | 714,383.9 | 1,630,104.5 | 48,864.5               | 15,888.7  | 32,975.8  |
| 11 p)    | 2,397,971.4             | 732,295.3 | 1,665,676.1 | 2,349,075.7              | 716,404.1 | 1,632,671.6 | 48,895.7               | 15,891.2  | 33,004.6  |

자료: 한국은행 경제통계국 금융통계팀

Source: The Bank of Korea.

## 16. 예금은행 산업별 대출금<sup>1)2)3)</sup>

### Loans and Discounts of Commercial & Specialized Banks by Industry

단위: 10억원

In billion won

|          | 총액          | 농업, 임업<br>및 어업                        | 광업                    | 제조업                 | 전기, 가스,<br>증기 및<br>공기조절<br>공급업                         | 건설업               | 도매 및<br>소매업                 | 운수 및<br>창고업                        | 금융 및<br>보험업                            | 부동산업                       | 기타        |
|----------|-------------|---------------------------------------|-----------------------|---------------------|--|-------------------|-----------------------------|------------------------------------|--|----------------------------|-----------|
|          | Total       | Agriculture,<br>forestry &<br>fishing | Mining &<br>quarrying | Manu factu-<br>ring | Electricity,<br>gas, steam &<br>conditioning<br>supply | Construc-<br>tion | Wholesale &<br>retail trade | Transporta-<br>tion and<br>storage | Financial &<br>insurance<br>activities | Real estate,<br>activities | Others    |
| 2014     | 730,466.5   | 18,262.6                              | 1,046.3               | 287,606.6           | 8,304.0  | 31,605.7          | 92,837.6                    | 23,429.2                           | 26,296.2                               | 111,725.6                  | 129,352.7 |
| 2015     | 783,088.0   | 19,341.2                              | 1,107.5               | 302,617.1           | 9,906.9  | 30,512.5          | 97,440.3                    | 23,466.0                           | 27,449.3                               | 131,735.5                  | 139,511.6 |
| 2016     | 806,728.9   | 19,951.1                              | 1,194.8               | 300,677.2           | 10,540.0   | 28,163.5          | 101,270.6                   | 23,874.2                           | 30,222.9                               | 145,842.0                  | 144,992.8 |
| 2017     | 843,655.5   | 20,777.5                              | 940.3                 | 310,390.4           | 10,700.6   | 27,398.7          | 105,282.6                   | 24,661.4                           | 32,706.8                               | 164,902.9                  | 145,894.3 |
| 2018     | 887,195.6   | 22,215.6                              | 913.4                 | 316,915.4           | 11,709.7   | 26,194.3          | 112,930.7                   | 25,554.6                           | 35,478.1                               | 183,939.4                  | 151,344.2 |
| 2019     | 930,894.2   | 24,203.1                              | 955.4                 | 323,125.6           | 12,099.8   | 27,863.9          | 122,297.7                   | 25,835.0                           | 36,165.8                               | 201,251.3                  | 157,096.8 |
| 2020     | 1,043,846.8 | 26,078.6                              | 951.6                 | 348,906.0           | 13,628.0   | 30,128.4          | 140,396.6                   | 31,394.1                           | 40,955.8                               | 222,178.0                  | 189,229.6 |
| 2021     | 1,140,596.6 | 27,566.5                              | 900.8                 | 365,247.5           | 17,436.9   | 33,390.7          | 154,580.7                   | 32,413.3                           | 47,096.2                               | 251,867.2                  | 210,096.9 |
| 2022     | 1,263,286.4 | 30,430.1                              | 977.7                 | 393,850.7           | 21,073.8   | 40,384.1          | 171,551.1                   | 34,786.0                           | 61,312.5                               | 276,797.7                  | 232,122.6 |
| 2023     | 1,350,510.1 | 32,241.3                              | 958.6                 | 420,377.8           | 21,066.8   | 42,760.3          | 179,674.0                   | 35,095.5                           | 70,923.4                               | 299,236.2                  | 248,176.2 |
| 2019.4/4 | 930,894.2   | 24,203.1                              | 955.4                 | 323,125.6           | 12,099.8   | 27,863.9          | 122,297.7                   | 25,835.0                           | 36,165.8                               | 201,251.3                  | 157,096.8 |
| 2020.1/4 | 965,794.0   | 24,662.6                              | 842.4                 | 335,077.5           | 12,247.5   | 28,940.9          | 127,735.4                   | 27,134.6                           | 39,349.0                               | 205,860.5                  | 163,943.7 |
| 2/4      | 1,010,764.4 | 25,387.3                              | 927.3                 | 346,470.2           | 12,523.1   | 30,716.7          | 135,011.4                   | 29,882.3                           | 39,724.5                               | 212,801.1                  | 177,320.6 |
| 3/4      | 1,031,203.6 | 25,806.9                              | 864.4                 | 351,046.0           | 12,951.3   | 31,469.4          | 138,434.8                   | 30,455.3                           | 39,296.4                               | 217,799.1                  | 183,079.9 |
| 4/4      | 1,043,846.8 | 26,078.6                              | 951.6                 | 348,906.0           | 13,628.0   | 30,128.4          | 140,396.6                   | 31,394.1                           | 40,955.8                               | 222,178.0                  | 189,229.6 |
| 2021.1/4 | 1,068,655.2 | 26,426.1                              | 919.3                 | 355,329.3           | 13,697.7   | 31,667.5          | 144,169.5                   | 31,550.5                           | 42,241.8                               | 226,840.7                  | 195,812.8 |
| 2/4      | 1,090,533.3 | 26,857.9                              | 942.1                 | 358,099.3           | 13,808.3   | 32,574.7          | 147,411.9                   | 31,878.1                           | 42,306.7                               | 235,351.6                  | 201,302.8 |
| 3/4      | 1,118,875.3 | 27,261.5                              | 933.6                 | 363,681.0           | 14,167.8   | 33,726.0          | 151,692.0                   | 32,649.8                           | 42,508.8                               | 245,892.5                  | 206,362.2 |
| 4/4      | 1,140,596.6 | 27,566.5                              | 900.8                 | 365,247.5           | 17,436.9   | 33,390.7          | 154,580.7                   | 32,413.3                           | 47,096.2                               | 251,867.2                  | 210,096.9 |
| 2022.1/4 | 1,168,729.3 | 27,870.1                              | 946.3                 | 374,013.7           | 15,780.3   | 34,494.6          | 159,899.6                   | 33,347.6                           | 46,101.2                               | 259,068.9                  | 217,207.0 |
| 2/4      | 1,204,944.4 | 28,439.5                              | 912.0                 | 382,491.4           | 17,808.3   | 36,573.2          | 165,178.1                   | 33,659.7                           | 49,574.6                               | 267,416.8                  | 222,890.7 |
| 3/4      | 1,237,308.8 | 29,673.4                              | 905.1                 | 390,311.1           | 18,196.9   | 38,792.2          | 169,664.1                   | 34,288.9                           | 52,997.7                               | 273,677.3                  | 228,802.3 |
| 4/4      | 1,263,286.4 | 30,430.1                              | 977.7                 | 393,850.7           | 21,073.8   | 40,384.1          | 171,551.1                   | 34,786.0                           | 61,312.5                               | 276,797.7                  | 232,122.6 |
| 2023.1/4 | 1,280,694.0 | 30,755.4                              | 1,098.8               | 403,208.6           | 19,079.1   | 40,405.6          | 174,841.1                   | 34,719.9                           | 60,103.0                               | 280,778.9                  | 235,703.7 |
| 2/4      | 1,303,185.4 | 31,675.2                              | 1,066.2               | 408,597.9           | 19,601.9   | 41,332.8          | 176,696.9                   | 34,504.8                           | 62,284.1                               | 286,162.1                  | 241,263.7 |
| 3/4      | 1,333,599.7 | 32,178.4                              | 1,063.1               | 418,966.6           | 20,248.3   | 43,324.9          | 178,955.3                   | 34,319.3                           | 65,137.8                               | 293,275.9                  | 246,130.2 |
| 4/4      | 1,350,510.1 | 32,241.3                              | 958.6                 | 420,377.8           | 21,066.8   | 42,760.3          | 179,674.0                   | 35,095.5                           | 70,923.4                               | 299,236.2                  | 248,176.2 |
| 2024.1/4 | 1,376,237.7 | 32,142.6                              | 1,062.5               | 431,952.9           | 21,191.8   | 45,334.6          | 182,394.1                   | 35,378.0                           | 71,383.4                               | 303,480.2                  | 251,917.7 |
| 2/4      | 1,401,619.3 | 33,264.4                              | 1,005.9               | 438,730.7           | 21,540.7   | 46,295.9          | 183,514.3                   | 35,831.3                           | 73,512.4                               | 311,907.6                  | 256,016.1 |
| 3/4      | 1,421,247.1 | 33,572.8                              | 933.1                 | 446,969.3           | 21,928.9   | 46,090.9          | 184,579.6                   | 36,235.4                           | 73,751.8                               | 317,668.7                  | 259,516.6 |

주: 1) 농협중앙회의 타은행을 통한 지자체협약대출금 중 일부 포함

2) 농협 및 수협중앙회의 회원조합을 통한 정책자금 대출금 포함

3) 한국표준산업분류 10차개정 기준

자료: 한국은행 경제통계국 금융통계팀

Note: 1) Includes some of loans with local government funds of NACF extended by other banks.

2) Includes the policy based loans of NACF and NFCC extended by their member cooperatives.

3) Based on the 10th revision of KISC.

Source: The Bank of Korea.

## 17. 가 계 신 용

## Credit to Households

단위: 10억원

In billion won

|             | 가계신용총계               |                     |  |  |   |  |                    |  |
|-------------|----------------------|---------------------|--|--|---|--|--------------------|--|
|             | Credit to households | Loans to households | 가계대출                                   |  |   |  |                    | 기타금융기관 등<br>Other financial corporations, etc. |
|             |                      |                     | 예금취급기관<br>Depository corporations      | 예금은행<br>Commercial & specialized banks | 비은행예금취급기관<br>(주택담보대출)<br>(Household mortgage loans) |  |                    |  |
|             |                      |                     |  |  | (주택담보대출)<br>(Household mortgage loans)              | (주택담보대출)<br>(Household mortgage loans) |                    |  |
| 2016        | 1,342,526.8          | 1,269,808.2         | 908,675.7                              | 617,420.3                              | 442,564.1   | 291,255.4                              | 103,275.4          | 361,132.5                                      |
| 2017        | 1,450,627.4          | 1,369,837.2         | 974,569.5                              | 660,677.8                              | 464,208.5   | 313,891.6                              | 114,104.5          | 395,267.7                                      |
| 2018        | 1,536,712.2          | 1,446,628.3         | 1,033,817.4                            | 713,084.9                              | 494,265.4   | 320,732.6                              | 110,222.3          | 412,810.9                                      |
| 2019        | 1,600,600.7          | 1,504,881.6         | 1,083,982.0                            | 767,718.8                              | 533,966.4   | 316,263.2                              | 99,778.9           | 420,899.6                                      |
| 2020        | 1,729,484.7          | 1,633,590.7         | 1,173,695.4                            | 849,869.4                              | 583,896.8   | 323,826.0                              | 95,744.8           | 459,895.3                                      |
| 2021        | 1,862,908.4          | 1,757,065.1         | 1,261,485.9                            | 910,104.9                              | 629,561.9   | 351,380.9                              | 104,916.6          | 495,579.2                                      |
| 2022        | 1,867,553.3          | 1,749,813.4         | 1,248,001.1                            | 902,574.8                              | 644,132.4   | 345,426.3                              | 110,698.6          | 501,812.3                                      |
| 2023 p)     | 1,885,451.2          | 1,767,252.8         | 1,233,861.3                            | 915,958.7                              | 672,110.2   | 317,902.6                              | 105,600.1          | 533,391.5                                      |
| 2021.4/4    | 1,862,908.4          | 1,757,065.1         | 1,261,485.9                            | 910,104.9                              | 629,561.9   | 351,380.9                              | 104,916.6          | 495,579.2                                      |
| 2022.1/4    | 1,862,949.5          | 1,756,294.6         | 1,254,501.2                            | 905,600.2                              | 632,170.2   | 348,901.0                              | 106,589.7          | 501,793.4                                      |
| 2/4         | 1,868,426.7          | 1,757,096.9         | 1,255,249.9                            | 905,484.4                              | 634,447.6   | 349,765.5                              | 109,296.2          | 501,847.0                                      |
| 3/4         | 1,871,108.0          | 1,756,763.5         | 1,252,127.4                            | 902,946.1                              | 637,605.7   | 349,181.4                              | 111,358.2          | 504,636.0                                      |
| 4/4         | 1,867,553.3          | 1,749,813.4         | 1,248,001.1                            | 902,574.8                              | 644,132.4   | 345,426.3                              | 110,698.6          | 501,812.3                                      |
| 2023.1/4 p) | 1,853,067.5          | 1,738,580.2         | 1,226,067.8                            | 890,451.5                              | 642,032.4   | 335,616.3                              | 108,143.2          | 512,512.5                                      |
| 2/4         | 1,861,299.6          | 1,747,352.5         | 1,223,078.9                            | 894,500.1                              | 647,830.4   | 328,578.9                              | 106,076.4          | 524,273.6                                      |
| 3/4         | 1,878,427.3          | 1,761,712.5         | 1,228,284.3                            | 904,548.2                              | 659,363.1   | 323,736.1                              | 105,412.9          | 533,428.2                                      |
| 4/4         | 1,885,451.2          | 1,767,252.8         | 1,233,861.3                            | 915,958.7                              | 672,110.2   | 317,902.6                              | 105,600.1          | 533,391.5                                      |
| 2024.1/4 p) | 1,882,385.4          | 1,766,449.8         | 1,229,080.1                            | 919,202.8                              | 681,662.4   | 309,877.3                              | 104,325.2          | 537,369.8                                      |
| 2/4         | 1,895,802.0          | 1,779,762.4         | 1,242,464.2                            | 936,505.0                              | 698,365.8   | 305,959.2                              | 103,996.2          | 537,298.2                                      |
| 3/4         | 1,913,814.3          | 1,795,809.2         | 1,263,439.2                            | 959,175.6                              | 720,543.8   | 304,263.7                              | 104,936.2          | 532,370.0                                      |
|             |                      |                     |  |  |   |  |                    |  |
|             |                      |                     |  |  |   |  | 판매신용               |  |
|             |                      |                     |  |  |   |  |                    |  |
|             | 보험기관 1)              | 연금기관 2)             | 여신전문기관 3)                              | 공적금융기관 4)                              | 기타금융중개회사 5)   | 기타 6)                                  | 여신전문기관 3)          |  |
|             | Insurance co.        | Pension funds       | Specialized credit financial companies | Public financial institutions          | Other financial intermediaries                      | Others                                 | Merchandise credit | Specialized credit financial companies         |
| 2016        | 108,445.2            | 12,961.2            | 55,249.8                               | 34,034.8                               | 137,287.6   | 13,153.9                               | 72,718.7           | 71,653.0                                       |
| 2017        | 114,817.8            | 13,551.8            | 59,985.4                               | 37,206.9                               | 156,898.5   | 12,807.2                               | 80,790.3           | 79,886.0                                       |
| 2018        | 119,995.1            | 14,589.3            | 64,537.0                               | 38,207.9                               | 163,008.1   | 12,473.5                               | 90,084.0           | 89,229.2                                       |
| 2019        | 119,032.8            | 15,138.6            | 66,161.9                               | 41,576.5                               | 166,911.4   | 12,078.4                               | 95,719.1           | 94,883.4                                       |
| 2020        | 120,612.9            | 15,556.0            | 70,679.7                               | 46,307.6                               | 195,076.3   | 11,662.9                               | 95,894.0           | 95,210.5                                       |
| 2021        | 125,395.7            | 17,586.3            | 75,030.2                               | 51,163.2                               | 215,048.2   | 11,355.6                               | 105,843.4          | 104,896.8                                      |
| 2022        | 128,858.7            | 20,359.3            | 73,760.9                               | 54,885.7                               | 212,770.8   | 11,176.8                               | 117,739.9          | 116,524.2                                      |
| 2023 p)     | 130,587.4            | 20,549.1            | 73,131.4                               | 64,535.3                               | 233,209.0   | 11,379.3                               | 118,198.5          | 116,903.1                                      |
| 2021.4/4    | 125,395.7            | 17,586.3            | 75,030.2                               | 51,163.2                               | 215,048.2   | 11,355.6                               | 105,843.4          | 104,896.8                                      |
| 2022.1/4    | 125,249.5            | 18,136.4            | 75,360.6                               | 52,448.8                               | 218,893.6   | 11,704.5                               | 106,654.9          | 105,339.5                                      |
| 2/4         | 125,944.7            | 18,729.8            | 76,504.5                               | 53,243.8                               | 216,202.9   | 11,221.3                               | 111,329.8          | 109,994.9                                      |
| 3/4         | 127,091.4            | 19,416.5            | 76,485.4                               | 53,427.4                               | 216,618.4   | 11,596.9                               | 114,344.6          | 113,062.2                                      |
| 4/4         | 128,858.7            | 20,359.3            | 73,760.9                               | 54,885.7                               | 212,770.8   | 11,176.8                               | 117,739.9          | 116,524.2                                      |
| 2023.1/4 p) | 128,731.2            | 20,475.1            | 72,784.1                               | 59,899.2                               | 218,872.9   | 11,749.8                               | 114,487.3          | 112,989.2                                      |
| 2/4         | 129,339.4            | 20,360.1            | 72,680.0                               | 64,607.2                               | 225,987.5   | 11,299.4                               | 113,947.1          | 112,559.3                                      |
| 3/4         | 130,283.8            | 20,616.3            | 72,967.9                               | 64,628.3                               | 233,133.7   | 11,798.2                               | 116,714.8          | 115,520.9                                      |
| 4/4         | 130,587.4            | 20,549.1            | 73,131.4                               | 64,535.3                               | 233,209.0   | 11,379.3                               | 118,198.5          | 116,903.1                                      |
| 2024.1/4 p) | 128,495.5            | 20,087.6            | 72,862.5                               | 69,474.6                               | 234,465.4   | 11,984.1                               | 115,935.6          | 114,794.1                                      |
| 2/4         | 128,224.8            | 19,828.1            | 73,834.6                               | 68,895.8                               | 234,999.9   | 11,515.0                               | 116,039.6          | 114,877.0                                      |
| 3/4         | 128,883.4            | 19,725.1            | 75,022.6                               | 66,920.4                               | 229,698.8   | 12,119.5                               | 118,005.0          | 116,813.7                                      |

주: 1) 생명보험회사, 손해보험회사, 우체국보험

Note: 1) Comprises life insurance companies, non-life insurance companies and postal insurance.

2) 공무원연금관리공단, 사립학교교원연금 등

2) Government employees pension service, pension for private school teachers, etc.

3) 카드회사, 할부금융회사 등

3) Credit card companies, installment financing companies, etc.

4) 주택도시보증공사, 한국주택금융공사 등

4) Korea Housing &amp; Urban Guarantee Corporation, Korea housing finance corporation, etc.

5) 증권회사, 자산유통회사, 대부사업자 등

5) Securities companies, companies specializing in liquidization, loan companies, etc.

6) 한국장학재단 등

6) Korea Student Aid Foundation, etc.

자료: 한국은행 경제통계국 금융통계팀

Source: The Bank of Korea.

## 18. 시장금리 <sup>1)2)</sup>

### Market Interest Rates

단위: 연 %

In percent per annum

|       | 무담보콜금리     | 채권수익률                        |        |         |                          | Bond yields          |        |
|-------|------------|------------------------------|--------|---------|--------------------------|----------------------|--------|
|       |            | 통화안정증권 <sup>5)</sup>         |        |         | 회사채 (3년물) <sup>5)</sup>  |                      |        |
|       | Call rates | Monetary stabilization bonds |        |         | Corporate bonds (3years) |                      |        |
|       | 1일물        | 91일물                         | 1년물    | 2년물     | AA-등급 <sup>4)</sup>      | BBB-등급 <sup>4)</sup> |        |
|       | Overnight  | 91 days                      | 1 year | 2 years |                          |                      |        |
| 2020  | 0.700      | 0.772                        | 0.828  | 0.935   | 2.128                    | 8.410                |        |
| 2021  | 0.610      | 0.650                        | 0.929  | 1.232   | 2.083                    | 8.329                |        |
| 2022  | 2.021      | 2.141                        | 2.638  | 3.121   | 4.155                    | 10.006               |        |
| 2023  | 3.508      | 3.502                        | 3.547  | 3.620   | 4.394                    | 10.768               |        |
| 2024  | 3.443      | 3.302                        | 3.146  | 3.156   | 3.676                    | 9.760                |        |
| 2024. | 1          | 3.470                        | 3.416  | 3.327   | 3.328                    | 4.013                | 10.453 |
|       | 2          | 3.582                        | 3.431  | 3.379   | 3.411                    | 4.053                | 10.440 |
|       | 3          | 3.467                        | 3.463  | 3.365   | 3.374                    | 3.944                | 10.210 |
|       | 4          | 3.518                        | 3.463  | 3.389   | 3.444                    | 3.974                | 10.189 |
|       | 5          | 3.530                        | 3.447  | 3.387   | 3.444                    | 3.876                | 10.054 |
|       | 6          | 3.547                        | 3.443  | 3.352   | 3.311                    | 3.708                | 9.824  |
|       | 7          | 3.518                        | 3.370  | 3.210   | 3.130                    | 3.542                | 9.614  |
|       | 8          | 3.531                        | 3.285  | 3.048   | 2.990                    | 3.418                | 9.400  |
|       | 9          | 3.529                        | 3.202  | 2.921   | 2.937                    | 3.448                | 9.335  |
|       | 10         | 3.321                        | 3.094  | 2.860   | 2.915                    | 3.486                | 9.342  |
|       | 11         | 3.245                        | 3.043  | 2.824   | 2.906                    | 3.428                | 9.248  |
|       | 12         | 3.055                        | 2.969  | 2.698   | 2.701                    | 3.236                | 9.014  |
| 2025. | 1          | 3.053                        | 2.881  | 2.636   | 2.630                    | 3.229                | 8.989  |

|       | 채권수익률              |         |         |                  | Bond yields          |                     |  |
|-------|--------------------|---------|---------|------------------|----------------------|---------------------|--|
|       | 국채                 |         |         | Government bonds |                      | 금융채 <sup>3)5)</sup> |  |
|       | 국고채권 <sup>5)</sup> |         |         | Treasury bonds   |                      |                     |  |
|       | 1년물                | 3년물     | 5년물     | 10년물             | Financial debentures |                     |  |
|       | 1 year             | 3 years | 5 years | 10 years         | 1 year               |                     |  |
| 2020  | 0.840              | 0.988   | 1.233   | 1.499            | 0.973                |                     |  |
| 2021  | 0.917              | 1.392   | 1.719   | 2.067            | 1.119                |                     |  |
| 2022  | 2.645              | 3.199   | 3.319   | 3.367            | 3.158                |                     |  |
| 2023  | 3.533              | 3.573   | 3.589   | 3.641            | 3.790                |                     |  |
| 2024  | 3.171              | 3.107   | 3.150   | 3.218            | 3.390                |                     |  |
| 2024. | 1                  | 3.384   | 3.266   | 3.302            | 3.353                | 3.576               |  |
|       | 2                  | 3.434   | 3.351   | 3.388            | 3.429                | 3.617               |  |
|       | 3                  | 3.374   | 3.310   | 3.342            | 3.390                | 3.598               |  |
|       | 4                  | 3.440   | 3.439   | 3.495            | 3.567                | 3.578               |  |
|       | 5                  | 3.434   | 3.432   | 3.467            | 3.527                | 3.602               |  |
|       | 6                  | 3.341   | 3.262   | 3.284            | 3.337                | 3.520               |  |
|       | 7                  | 3.209   | 3.083   | 3.107            | 3.171                | 3.315               |  |
|       | 8                  | 3.073   | 2.924   | 2.948            | 2.999                | 3.280               |  |
|       | 9                  | 2.939   | 2.868   | 2.918            | 3.011                | 3.252               |  |
|       | 10                 | 2.857   | 2.911   | 2.974            | 3.070                | 3.191               |  |
|       | 11                 | 2.861   | 2.858   | 2.909            | 3.006                | 3.192               |  |
|       | 12                 | 2.709   | 2.590   | 2.683            | 2.771                | 2.981               |  |
| 2025. | 1                  | 2.637   | 2.571   | 2.694            | 2.821                | 2.833               |  |

주: 1) 연평균금리는 일일금리의 단순평균

2) 월 평균 (영업일 기준)

3) 산금채 기준

4) 무보증사채 기준

5) 금융투자협회의 채권수익률 공시관련규정 개정(2013년 10월 28일)에 따라 2013년 11월부터 소수점 3자리로 확대표기

자료: 한국은행 금융시장국 채권시장팀, 자금시장팀

Note: 1) Yearly figures (except 'end of' data) are averages of the daily data.

2) Monthly average on basis of business days.

3) Industrial finance debentures of Korea development bank.

4) Nonguaranteed bonds.

5) The displayed number of decimal places has been changed from 2 to 3 digits according to the revision of KOFIA regulation since Nov. 2013.

Source: The Bank of Korea.

## 19. 지역별 어음부도율<sup>1)</sup>

### Dishonored Ratio by Province

단위: %

In percent

|         | 전국    | 서울    | 부산    | 대구    | 인천      | 광주      | 대전      | 울산    | 경기       |
|---------|-------|-------|-------|-------|---------|---------|---------|-------|----------|
|         | Total | Seoul | Busan | Daegu | Incheon | Gwangju | Daejeon | Ulsan | Gyeonggi |
| 2023. 7 | 0.18  | 0.15  | 0.95  | 0.10  | 0.13    | 0.16    | 1.05    | 0.25  | 0.13     |
| 8       | 0.18  | 0.16  | 0.49  | 0.15  | 0.65    | 0.53    | 0.18    | 0.75  | 0.14     |
| 9       | 0.25  | 0.20  | 0.09  | 0.06  | 0.04    | 4.66    | 4.15    | 0.36  | 1.85     |
| 10      | 0.22  | 0.18  | 0.16  | 0.03  | 0.09    | 6.47    | 0.35    | 0.12  | 0.51     |
| 11      | 0.30  | 0.28  | 0.28  | 0.37  | 0.19    | 0.87    | 2.02    | 0.20  | 0.24     |
| 12      | 0.06  | 0.05  | 0.05  | 0.00  | 0.01    | 1.06    | 0.86    | 0.06  | 0.03     |
| 2024. 1 | 0.07  | 0.05  | 0.05  | 0.03  | 0.78    | 0.86    | 0.11    | 0.02  | 0.37     |
| 2       | 0.06  | 0.06  | 0.03  | 0.03  | 0.06    | 0.70    | 0.00    | 0.04  | 0.12     |
| 3       | 0.27  | 0.27  | 0.12  | 0.22  | 0.05    | 0.15    | 0.00    | 0.35  | 0.69     |
| 4       | 0.25  | 0.22  | 0.19  | 0.51  | 0.20    | 0.27    | 0.03    | 0.00  | 0.82     |
| 5       | 0.24  | 0.22  | 0.62  | 0.11  | 0.94    | 0.21    | 0.10    | 0.27  | 0.21     |
| 6       | 0.16  | 0.14  | 0.25  | 0.37  | 0.04    | 0.28    | 0.01    | 0.19  | 0.16     |
| 7       | 0.07  | 0.07  | 0.05  | 0.01  | 0.08    | 0.19    | 0.00    | 0.01  | 0.07     |
| 8       | 0.16  | 0.16  | 0.05  | 0.14  | 0.02    | 0.11    | 0.00    | 3.83  | 0.34     |
| 9       | 0.21  | 0.21  | 0.03  | 0.07  | 0.17    | 0.28    | 0.22    | 0.31  | 0.32     |
| 10      | 0.22  | 0.13  | 0.21  | 0.15  | 0.17    | 2.82    | 0.14    | 0.50  | 3.27     |
| 11      | 0.34  | 0.20  | 0.13  | 0.12  | 0.44    | 0.24    | 0.38    | 0.03  | 4.29     |
| 12      | 0.19  | 0.11  | 0.11  | 0.10  | 0.01    | 0.02    | 0.35    | 0.08  | 2.41     |

|         | 강원      | 충북       | 충남       | 전북      | 전남      | 경북        | 경남        | 제주   |
|---------|---------|----------|----------|---------|---------|-----------|-----------|------|
|         | Gangwon | Chungbuk | Chungnam | Jeonbuk | Jeonnam | Gyeongbuk | Gyeongnam | Jeju |
| 2023. 7 | 1.56    | 0.02     | 0.00     | 0.00    | 0.00    | 0.03      | 0.10      | 0.16 |
| 8       | 0.02    | 0.10     | 0.00     | 0.22    | 0.03    | 0.53      | 0.09      | 1.07 |
| 9       | 0.24    | 0.00     | 0.02     | 0.00    | 0.01    | 0.00      | 0.16      | 1.03 |
| 10      | 0.00    | 0.84     | 1.01     | 0.15    | 0.04    | 0.82      | 0.23      | 1.77 |
| 11      | 0.07    | 6.61     | 0.33     | 0.09    | 0.02    | 0.08      | 0.23      | 1.03 |
| 12      | 0.00    | 0.06     | 0.05     | 0.17    | 0.01    | 0.01      | 0.09      | 0.66 |
| 2024. 1 | 0.02    | 0.43     | 0.61     | 0.29    | 0.03    | 0.05      | 0.17      | 0.15 |
| 2       | 0.00    | 0.00     | 0.03     | 0.02    | 0.01    | 0.10      | 0.13      | 0.00 |
| 3       | 0.06    | 0.12     | 0.01     | 0.74    | 0.17    | 0.27      | 0.20      | 0.00 |
| 4       | 0.19    | 0.07     | 1.73     | 0.08    | 0.01    | 0.99      | 0.20      | 0.01 |
| 5       | 0.46    | 0.08     | 0.17     | 0.29    | 0.00    | 0.64      | 0.30      | 1.97 |
| 6       | 0.34    | 1.28     | 0.24     | 0.61    | 0.43    | 0.36      | 1.27      | 0.00 |
| 7       | 0.12    | 4.72     | 0.00     | 0.04    | 0.00    | 0.15      | 0.01      | 0.58 |
| 8       | 0.00    | 0.74     | 0.01     | 0.00    | 0.00    | 0.04      | 0.08      | 0.08 |
| 9       | 3.03    | 0.70     | 0.02     | 0.05    | 0.00    | 0.13      | 0.33      | 0.17 |
| 10      | 0.00    | 0.37     | 0.29     | 0.58    | 0.01    | 0.14      | 0.70      | 0.06 |
| 11      | 0.04    | 0.87     | 0.32     | 1.16    | 0.08    | 0.29      | 1.17      | 0.02 |
| 12      | 0.09    | 0.00     | 0.08     | 1.13    | 0.00    | 0.00      | 0.92      | 0.00 |

주: 1) 전자결제 조정전

Note: 1) Excludes electronic settlement

자료: 한국은행 금융시장국 주식시장팀

Source: The Bank of Korea.

## 20. 어음 교환 및 부도<sup>1)</sup>

### Cleared and Dishonored Checks and Bills

단위: 장수=천장  
금액=10억원In number-thousand bills  
value-billion won

|          | 교 환 <sup>2)</sup> |             | 1장당평균금액<br>(천원) | 1일 평균 교환                                |          | 부 도 <sup>2)</sup> |         | 어음부도율 ( % )      |       |
|----------|-------------------|-------------|-----------------|---|----------|-------------------|---------|------------------|-------|
|          | Cleared           |             |                 | Daily average clearings                 |          | Dishonored        |         | Dishonored ratio |       |
|          | 장수                | 금액          |                 | Average value<br>per bill<br>(1,000won) | 장수       | 금액                | 장수      | 금 액              | 장수    |
|          | Number            | Value       | Number          |   | Value    | Number            | Value   | Number           | Value |
| 2015     | 164,809.3         | 2,774,317.5 | 16,833.5        | 659.2                                   | 11,097.3 | 51.2              | 4,636.1 | 0.03             | 0.17  |
| 2016     | 129,721.1         | 2,513,820.2 | 19,378.7        | 522.0                                   | 10,095.7 | 36.9              | 2,866.4 | 0.03             | 0.11  |
| 2017     | 103,392.6         | 2,311,919.1 | 22,360.6        | 423.7                                   | 9,475.1  | 35.9              | 3,430.7 | 0.03             | 0.15  |
| 2018     | 81,587.7          | 2,205,562.5 | 27,033.0        | 331.7                                   | 8,965.7  | 34.3              | 2,915.9 | 0.04             | 0.13  |
| 2019     | 63,313.5          | 2,181,973.2 | 34,463.0        | 256.3                                   | 8,833.9  | 29.0              | 1,780.0 | 0.05             | 0.08  |
| 2020     | 50,950.1          | 2,356,083.3 | 46,243.0        | 203.8                                   | 9,424.3  | 19.7              | 1,331.0 | 0.04             | 0.06  |
| 2021     | 44,566.8          | 2,697,426.6 | 60,525.5        | 179.0                                   | 10,833.0 | 15.0              | 1,903.2 | 0.03             | 0.07  |
| 2022     | 39,099.0          | 2,315,834.3 | 59,230.0        | 158.0                                   | 9,375.8  | 12.0              | 2,252.0 | 0.03             | 0.10  |
| 2023     | 29,031.5          | 2,281,549.6 | 78,588.7        | 118.0                                   | 9,274.6  | 12.8              | 5,348.4 | 0.04             | 0.23  |
| 2024     | 21,714.3          | 2,306,702.8 | 106,230.0       | 89.0                                    | 9,415.1  | 10.6              | 4,243.6 | 0.05             | 0.18  |
| 2022. 11 | 3,923.8           | 191,746.5   | 48,379.1        | 178.4                                   | 8,715.7  | 1.3               | 311.2   | 0.03             | 0.16  |
| 12       | 3,347.0           | 207,455.0   | 61,363.3        | 152.1                                   | 9,429.8  | 1.3               | 228.2   | 0.04             | 0.11  |
| 2023. 1  | 3,129.7           | 160,593.7   | 50,799.6        | 156.5                                   | 8,029.7  | 1.1               | 97.6    | 0.03             | 0.06  |
| 2        | 2,708.6           | 178,327.0   | 65,179.7        | 135.4                                   | 8,916.3  | 1.0               | 476.1   | 0.04             | 0.27  |
| 3        | 2,815.2           | 179,543.5   | 63,139.7        | 128.0                                   | 8,161.1  | 1.0               | 315.5   | 0.04             | 0.18  |
| 4        | 2,328.5           | 163,148.8   | 69,365.1        | 116.4                                   | 8,157.4  | 0.8               | 591.8   | 0.03             | 0.36  |
| 5        | 2,500.7           | 204,532.3   | 80,973.0        | 113.7                                   | 9,296.9  | 1.5               | 792.9   | 0.06             | 0.39  |
| 6        | 2,187.7           | 186,565.4   | 85,278.0        | 104.0                                   | 8,884.1  | 1.2               | 656.7   | 0.05             | 0.35  |
| 7        | 2,436.7           | 217,498.7   | 89,258.7        | 116.0                                   | 10,357.1 | 0.9               | 388.0   | 0.04             | 0.18  |
| 8        | 2,117.7           | 174,236.5   | 82,275.0        | 96.0                                    | 7,919.8  | 0.9               | 309.7   | 0.04             | 0.18  |
| 9        | 1,750.2           | 207,618.7   | 118,624.0       | 92.0                                    | 10,927.3 | 0.7               | 528.6   | 0.04             | 0.25  |
| 10       | 2,394.6           | 210,902.1   | 88,073.0        | 126.0                                   | 11,100.1 | 1.5               | 466.4   | 0.06             | 0.22  |
| 11       | 2,442.8           | 206,702.0   | 84,618.0        | 111.0                                   | 9,395.5  | 1.3               | 612.1   | 0.05             | 0.30  |
| 12       | 2,219.1           | 191,880.9   | 86,468.0        | 111.0                                   | 9,594.0  | 0.9               | 113.1   | 0.04             | 0.06  |
| 2024. 1  | 2,385.4           | 195,154.4   | 81,811.0        | 108.0                                   | 8,870.7  | 0.9               | 144.1   | 0.04             | 0.07  |
| 2        | 2,099.9           | 172,289.3   | 82,045.0        | 111.0                                   | 9,067.9  | 0.7               | 102.7   | 0.03             | 0.06  |
| 3        | 1,903.3           | 187,330.3   | 98,422.0        | 95.0                                    | 9,366.5  | 0.8               | 500.2   | 0.04             | 0.27  |
| 4        | 1,974.2           | 191,175.1   | 96,834.0        | 94.0                                    | 9,103.6  | 1.1               | 477.5   | 0.05             | 0.25  |
| 5        | 1,821.6           | 169,400.1   | 92,996.0        | 91.0                                    | 8,470.0  | 1.0               | 405.8   | 0.06             | 0.24  |
| 6        | 1,499.2           | 226,130.4   | 150,836.0       | 79.0                                    | 11,901.6 | 0.8               | 360.6   | 0.05             | 0.16  |
| 7        | 1,824.1           | 227,644.6   | 124,795.0       | 79.0                                    | 9,897.6  | 0.7               | 167.6   | 0.04             | 0.07  |
| 8        | 1,491.1           | 171,596.5   | 115,077.0       | 71.0                                    | 8,171.3  | 0.5               | 275.0   | 0.04             | 0.16  |
| 9        | 1,543.1           | 170,929.0   | 110,766.0       | 86.0                                    | 9,496.1  | 0.8               | 358.9   | 0.05             | 0.21  |
| 10       | 1,724.2           | 228,015.1   | 132,241.0       | 86.0                                    | 11,400.8 | 0.9               | 495.7   | 0.05             | 0.22  |
| 11       | 1,611.0           | 169,127.9   | 104,986.0       | 77.0                                    | 8,053.7  | 1.1               | 580.5   | 0.07             | 0.34  |
| 12       | 1,837.0           | 197,910.1   | 107,736.0       | 87.0                                    | 9,424.3  | 1.3               | 375.0   | 0.07             | 0.19  |

주: 1) 전자결제 조정전

2) 전자어음 포함

3) 전자결제분 제외

자료: 한국은행 금융시장국 주식시장팀

Note: 1) Excludes electronic settlement.

2) Includes electronic bills.

3) Except electronic settlement.

Source: The Bank of Korea.



## 21. 증권거래<sup>1)</sup>

### Dealing in Securities

단위: 주수=100만주  
금액=10억In number in million shares  
amount - billion won

|          | 증권거래<br>Security transaction |               |                           |               | 상장주식<br>회전율<br><br>Turnover ratio<br>of based on<br>trading volume | 코스피지수 2) |          | 코스닥지수 3) |         |
|----------|------------------------------|---------------|---------------------------|---------------|--|----------|----------|----------|---------|
|          | 주식                           |               | 채권 4)                     |               |  | KOSPI    |          | KOSDAQ   |         |
|          | Stocks                       |               | Bonds                     |               |  | 연월말      | 평 균      | 연월말      | 평 균     |
|          | 거래량                          | 거래대금          | 거래량(액면)                   | 거래대금          | %  |          |          |          |         |
|          | Trading volume               | Trading value | Trading volume(Par value) | Trading value |  | Closing  | Average  | Closing  | Average |
| 2018     | 97,105                       | 1,597,864     | 2,405,920                 | 2,407,251     | 201.86   | 2,041.04 | 2,325.01 | 675.65   | 806.79  |
| 2019     | 115,798                      | 1,227,493     | 2,209,957                 | 2,243,885     | 216.03   | 2,197.67 | 2,106.05 | 669.83   | 682.34  |
| 2020     | 222,024                      | 3,025,703     | 2,137,549                 | 2,141,103     | 401.67   | 2,873.47 | 2,220.07 | 968.42   | 753.05  |
| 2021     | 257,791                      | 3,825,208     | 1,499,574                 | 1,475,318     | 441.41   | 2,977.65 | 3,111.31 | 1,033.98 | 996.02  |
| 2022     | 146,418                      | 2,216,066     | 996,958                   | 957,478       | 233.49   | 2,236.40 | 2,522.25 | 679.29   | 816.32  |
| 2023     | 131,861                      | 2,352,659     | 1,111,425                 | 1,101,483     | 210.07   | 2,655.28 | 2,498.85 | 866.57   | 835.16  |
| 2024     | 118,796                      | 2,620,940     | 1,178,396                 | 1,199,939     | 189.83   | 2,399.49 | 2,632.17 | 678.19   | 803.62  |
| 2022. 12 | 8,437                        | 139,562       | 40,331                    | 39,573        | 13.31  | 2,236.40 | 2,361.28 | 679.29   | 713.28  |
| 2023. 1  | 9,416                        | 139,364       | 52,852                    | 52,925        | 14.80  | 2,425.08 | 2,362.36 | 740.49   | 709.48  |
| 2        | 9,658                        | 160,375       | 76,915                    | 77,552        | 15.25  | 2,412.85 | 2,450.34 | 791.60   | 776.31  |
| 3        | 10,078                       | 196,566       | 96,756                    | 97,610        | 15.89  | 2,476.86 | 2,417.56 | 847.52   | 809.03  |
| 4        | 16,701                       | 251,809       | 89,118                    | 90,658        | 26.19  | 2,501.53 | 2,523.29 | 842.83   | 875.26  |
| 5        | 13,833                       | 182,678       | 119,307                   | 121,242       | 22.00  | 2,577.12 | 2,524.43 | 856.94   | 840.39  |
| 6        | 12,523                       | 210,622       | 134,111                   | 131,927       | 20.07  | 2,564.28 | 2,598.91 | 868.24   | 876.94  |
| 7        | 12,044                       | 297,994       | 116,350                   | 113,540       | 19.25  | 2,632.58 | 2,594.39 | 935.97   | 901.09  |
| 8        | 12,289                       | 238,163       | 103,935                   | 100,871       | 19.63  | 2,556.27 | 2,562.05 | 928.40   | 904.47  |
| 9        | 7,811                        | 158,422       | 82,594                    | 80,159        | 12.62  | 2,465.07 | 2,543.82 | 841.02   | 888.14  |
| 10       | 9,781                        | 159,350       | 83,242                    | 79,686        | 15.78  | 2,277.99 | 2,392.14 | 736.10   | 789.12  |
| 11       | 9,186                        | 180,855       | 94,356                    | 92,923        | 14.81  | 2,535.29 | 2,458.95 | 831.68   | 804.81  |
| 12       | 8,541                        | 176,461       | 61,888                    | 62,390        | 13.72  | 2,655.28 | 2,553.64 | 866.57   | 840.85  |
| 2024. 1  | 12,213                       | 195,247       | 98,742                    | 101,744       | 19.55  | 2,497.09 | 2,518.59 | 799.24   | 851.36  |
| 2        | 10,030                       | 215,352       | 85,550                    | 87,978        | 16.03  | 2,642.36 | 2,630.42 | 862.96   | 845.11  |
| 3        | 10,168                       | 230,952       | 103,717                   | 105,936       | 16.26  | 2,746.63 | 2,699.59 | 905.50   | 890.64  |
| 4        | 10,642                       | 234,337       | 127,343                   | 128,993       | 17.05  | 2,692.06 | 2,674.25 | 868.93   | 861.70  |
| 5        | 9,815                        | 235,015       | 94,481                    | 95,878        | 15.79  | 2,636.52 | 2,710.45 | 839.98   | 854.39  |
| 6        | 12,186                       | 246,335       | 102,370                   | 103,225       | 19.54  | 2,797.82 | 2,748.16 | 840.44   | 854.67  |
| 7        | 10,790                       | 276,774       | 110,177                   | 111,961       | 17.29  | 2,770.69 | 2,809.19 | 803.15   | 830.51  |
| 8        | 8,693                        | 223,557       | 99,098                    | 102,042       | 13.88  | 2,674.31 | 2,647.99 | 767.66   | 765.97  |
| 9        | 6,525                        | 186,178       | 88,608                    | 90,017        | 10.41  | 2,593.27 | 2,593.62 | 763.88   | 743.04  |
| 10       | 7,745                        | 194,137       | 88,752                    | 89,615        | 12.33  | 2,556.15 | 2,596.11 | 743.06   | 756.82  |
| 11       | 10,063                       | 208,349       | 106,086                   | 107,680       | 16.01  | 2,455.91 | 2,504.19 | 678.19   | 705.81  |
| 12       | 9,925                        | 174,707       | 73,472                    | 74,869        | 15.69  | 2,399.49 | 2,443.64 | 678.19   | 677.00  |

주: 1) 최근월은 잠정치임

2) 1980. 1. 4 = 100 3) 1996.7.1 = 1,000

4) 외화표시채권은 산출대상에서 제외함

자료: 한국거래소

Note: 1) The figures for the latest month are preliminary.

2) Jan 4, 1980 = 100 3) July 1, 1996 = 1,000

4) Foreign currency-denominated bonds have been excluded.

Source: Korea Exchange.

## 22. 증시자금 조달

단위: 천, 억원

|          | 주 식  |         |                    |         |          |         |  |         |   |         |                    |         |          |        |
|----------|--|---------|--------------------|---------|----------|---------|--|---------|---|---------|--------------------|---------|----------|--------|
|          | 유가증권시장 기업공개                                  |         |                    |         |          |         | 유가증권시장<br>유상증자 등   |         | 코스닥시장 기업공개                                    |         |                    |         |          |        |
|          | Initial public offerings in KRX stock market |         |                    |         |          |         |  |         | Initial public offerings in KRX KOSDAQ market |         |                    |         |          |        |
|          | 모 집  |         | 매 출                |         | 소 계      |         | Paid-in capital<br>increase by KRX stock<br>market listed<br>companies, ect. |         | 모 집   |         | 매 출                |         | 소 계      |        |
|          | New shares                                   |         | Outstanding shares |         | Subtotal |         |  |         | New shares                                    |         | Outstanding shares |         | Subtotal |        |
| 건수       | 금액   | 건수      | 금액                 | 건수      | 금액       | 건수      | 금액   | 건수      | 금액  | 건수      | 금액                 | 건수      | 금액       |        |
| Numbers  | Amount                                       | Numbers | Amount             | Numbers | Amount   | Numbers | Amount   | Numbers | Amount  | Numbers | Amount             | Numbers | Amount   |        |
| 2014     | 3  | 6,907   | 5                  | 27,863  | 8        | 34,770  | 27   | 31,580  | 67  | 10,626  | 7                  | 1,253   | 74       | 11,879 |
| 2015     | 14   | 11,467  | 13                 | 12,575  | 27       | 24,042  | 26   | 38,083  | 101   | 20,061  | 14                 | 1,105   | 115      | 21,166 |
| 2016     | 11   | 20,217  | 13                 | 22,363  | 24       | 42,580  | 34   | 47,296  | 67  | 19,254  | 16                 | 2,677   | 83       | 21,931 |
| 2017     | 5  | 28,132  | 6                  | 16,352  | 11       | 44,484  | 21   | 29,507  | 72  | 30,761  | 23                 | 2,474   | 95       | 33,235 |
| 2018     | 7  | 5,620   | 5                  | 2,951   | 12       | 8,571   | 21   | 47,105  | 88  | 17,530  | 24                 | 2,152   | 112      | 19,682 |
| 2019     | 7  | 3,873   | 4                  | 5,280   | 11       | 9,153   | 19   | 17,256  | 98  | 22,318  | 18                 | 1,600   | 116      | 23,918 |
| 2020     | 5  | 17,075  | 4                  | 4,048   | 9        | 21,123  | 28   | 46,505  | 82  | 21,166  | 22                 | 3,452   | 104      | 24,618 |
| 2021     | 14   | 113,817 | 9                  | 45,896  | 23       | 159,713 | 36   | 120,274 | 96  | 31,408  | 26                 | 5,227   | 122      | 36,635 |
| 2022     | 4  | 105,268 | 3                  | 26,187  | 7        | 131,455 | 18   | 59,814  | 111   | 28,247  | 19                 | 1,250   | 130      | 29,497 |
| 2023     | 5  | 9,962   | 3                  | 908     | 8        | 10,870  | 16   | 52,659  | 114   | 25,843  | 17                 | 1,710   | 131      | 27,553 |
| 2023. 10 | -  | -       | -                  | -       | -        | -       | 1  | 1,112   | 10  | 2,259   | 2                  | 152     | 12       | 2,411  |
| 11       | 2  | 4,531   | 1                  | 103     | 3        | 4,633   | 2  | 17,024  | 19  | 4,862   | 2                  | 171     | 21       | 5,033  |
| 12       | 1  | 800     | 1                  | 420     | 2        | 1,220   | 3  | 1,094   | 4   | 1,013   | 1                  | 351     | 5        | 1,364  |
| 2024. 1  | -  | -       | -                  | -       | -        | -       | 1  | 935     | 9   | 1,842   | 1                  | 254     | 10       | 2,096  |
| 2        | 1  | 773     | 1                  | 175     | 2        | 948     | 1  | 406     | 9   | 1,146   | -                  | -       | 9        | 1,146  |
| 3        | -  | -       | -                  | -       | -        | -       | 2  | 17,550  | 5   | 1,503   | -                  | -       | 5        | 1,503  |
| 4        | 1  | 3,711   | 1                  | 3,711   | 2        | 7,423   | 1  | 826     | 9   | 1,869   | -                  | -       | 9        | 1,869  |
| 5        | -  | -       | -                  | -       | -        | -       | 1  | 234     | 4   | 795     | -                  | -       | 4        | 795    |
| 6        | -  | -       | -                  | -       | -        | -       | 1  | 558     | 16  | 4,023   | -                  | -       | 16       | 4,023  |
| 7        | 2  | 6,625   | 1                  | 385     | 3        | 7,010   | -  | -       | 6   | 5,646   | -                  | -       | 6        | 5,646  |
| 8        | -  | -       | 1                  | 508     | 1        | 508     | -  | -       | 10  | 2,352   | 2                  | 180     | 12       | 2,532  |
| 9        | -  | -       | -                  | -       | -        | -       | -  | -       | 4   | 618     | 1                  | 115     | 5        | 733    |
| 10       | 1  | 1,020   | -                  | -       | 1        | 1,020   | -  | -       | 16  | 5,380   | 3                  | 180     | 19       | 5,560  |
| 11       | -  | -       | -                  | -       | -        | -       | 1  | 108     | 12  | 1,875   | 1                  | 64      | 13       | 1,939  |

주: 1) 유가증권시장 및 코스닥시장 상장법인이 아닌 법인의 주식공모, 모집설립의 경우임

2) 카드채, 리스채, 증권회사발행 회사채 포함

자료: 금융감독원 기업공시국 증권발행제도팀



## 22. Proceeds from Corporate Securities Offerings

In case, 100 million won

| Stocks  |        |                        |        |                    |        |          |        |             |         | 회사채 2)               |           | 합계      |           |          |
|---|--------|------------------------|--------|--------------------|--------|----------|--------|-------------|---------|----------------------|-----------|---------|-----------|----------|
| 코스닥시장<br>유상증자 등<br>Paid-in capital increase<br>by KRX KOSDAQ<br>market listed<br>companies ect. |        | 기타공모 1)                |        |                    |        |          |        | 주식계         |         |                      |           |         |           |          |
|   |        | Other public offerings |        |                    |        |          |        |             |         |                      |           |         |           |          |
|   |        | 모 집                    |        | 매 출                |        | 소 계      |        |             |         |                      |           |         |           |          |
|   |        | New shares             |        | Outstanding shares |        | Subtotal |        | Stock total |         | Corporate bond total |           | Total   |           |          |
| 건수  | 금액     | 건수                     | 금액     | 건수                 | 금액     | 건수       | 금액     | 건수          | 금액      | 건수                   | 금액        | 건수      | 금액        |          |
| Numbers   | Amount | Numbers                | Amount | Numbers            | Amount | Numbers  | Amount | Numbers     | Amount  | Numbers              | Amount    | Numbers | Amount    |          |
| 39  | 5,838  | 9                      | 2,711  | 4                  | 53     | 13       | 2,764  | 161         | 86,831  | 2,858                | 1,161,722 | 3,019   | 1,248,553 | 2014     |
| 28  | 8,311  | 8                      | 2,258  | 4                  | 68     | 12       | 2,326  | 208         | 93,928  | 3,108                | 1,231,022 | 3,316   | 1,324,950 | 2015     |
| 53  | 15,162 | 6                      | 1,044  | 5                  | 170    | 11       | 1,214  | 205         | 128,183 | 2,934                | 1,098,578 | 3,139   | 1,226,761 | 2016     |
| 62  | 14,739 | 7                      | 644    | 4                  | 64     | 11       | 708    | 200         | 122,673 | 3,331                | 1,440,238 | 3,531   | 1,562,911 | 2017     |
| 48  | 15,046 | 6                      | 3,659  | 3                  | 48     | 9        | 3,707  | 202         | 94,111  | 3,224                | 1,609,183 | 3,426   | 1,703,294 | 2018     |
| 32  | 10,088 | 4                      | 1,184  | 4                  | 71     | 8        | 1,255  | 186         | 61,670  | 3,334                | 1,701,827 | 3,520   | 1,763,497 | 2019     |
| 33  | 14,429 | 9                      | 9,989  | 3                  | 64     | 12       | 10,053 | 186         | 116,728 | 3,420                | 1,835,668 | 3,606   | 1,952,396 | 2020     |
| 43  | 20,319 | 10                     | 5,085  | -                  | -      | 10       | 5,085  | 234         | 342,026 | 3,587                | 2,023,890 | 3,821   | 2,365,916 | 2021     |
| 37  | 22,117 | 4                      | 3,962  | -                  | -      | 4        | 3,962  | 196         | 246,845 | 3,381                | 1,826,239 | 3,577   | 2,073,084 | 2022     |
| 43  | 16,928 | 6                      | 2,983  | -                  | -      | 6        | 2,983  | 204         | 110,994 | 4,289                | 2,348,614 | 4,493   | 2,459,608 | 2023     |
| 4   | 758    | -                      | -      | -                  | -      | -        | -      | 17          | 4,281   | 466                  | 190,022   | 483     | 194,303   | 10. 2023 |
| 7   | 4,663  | 1                      | 145    | -                  | -      | 1        | 145    | 34          | 31,499  | 431                  | 232,884   | 465     | 264,383   | 11       |
| 7   | 2,168  | 1                      | 1,496  | -                  | -      | 1        | 1,496  | 18          | 7,342   | 311                  | 150,381   | 329     | 157,723   | 12       |
| -   | -      | -                      | -      | -                  | -      | -        | -      | 11          | 3,031   | 364                  | 251,140   | 375     | 254,171   | 1. 2024  |
| 1   | 104    | -                      | -      | -                  | -      | -        | -      | 13          | 2,603   | 385                  | 262,373   | 398     | 264,976   | 2        |
| -   | -      | -                      | -      | -                  | -      | -        | -      | 7           | 19,053  | 330                  | 186,188   | 337     | 205,241   | 3        |
| 2   | 628    | -                      | -      | -                  | -      | -        | -      | 14          | 10,745  | 402                  | 239,398   | 416     | 250,143   | 4        |
| 2   | 782    | 1                      | 285    | -                  | -      | 1        | 285    | 8           | 2,096   | 320                  | 209,687   | 328     | 211,783   | 5        |
| 8   | 9,710  | 2                      | 3,075  | -                  | -      | 2        | 3,075  | 27          | 17,366  | 349                  | 183,684   | 376     | 201,050   | 6        |
| 6   | 2,838  | -                      | -      | -                  | -      | -        | -      | 15          | 15,494  | 334                  | 201,036   | 349     | 216,530   | 7        |
| 4   | 1,486  | -                      | -      | -                  | -      | -        | -      | 17          | 4,525   | 402                  | 197,182   | 419     | 201,707   | 8        |
| 2   | 493    | -                      | -      | -                  | -      | -        | -      | 7           | 1,226   | 452                  | 315,354   | 459     | 316,580   | 9        |
| 3   | 1,119  | 1                      | 158    | -                  | -      | 1        | 158    | 24          | 7,856   | 521                  | 303,223   | 545     | 311,079   | 10       |
| 7   | 2,872  | -                      | -      | -                  | -      | -        | -      | 21          | 4,919   | 332                  | 251,046   | 353     | 255,965   | 11       |

Note: 1) In the case of public offerings of unlisted companies or incorporation by subscription

2) Corporate Bonds issued by card corporations, leasing corporations, securities firms have been added.

Source: Financial Supervisory Service.

## 23. 주요 국공채 발행 및 잔액

### Issues and Outstanding Amounts of Principal Government & Public Bonds

단위: 10억원

In billion won

|          | 국 고 채 권                       |           | 국민주택채권 <sup>1)</sup>            |         | 통화안정증권 <sup>2)3)</sup>       |         |
|----------|-------------------------------|-----------|---------------------------------|---------|------------------------------|---------|
|          | Treasury bonds                |           | National housing bonds          |         | Monetary stabilization bonds |         |
|          | 발행액                           | 잔액        | 발행액                             | 잔액      | 발행액                          | 잔액      |
|          | Issued                        | Balance   | Issued                          | Balance | Issued                       | Balance |
| 2018     | 97,406                        | 567,044   | 15,116                          | 73,266  | 159,820                      | 171,640 |
| 2019     | 101,700                       | 611,533   | 15,418                          | 76,425  | 142,070                      | 164,060 |
| 2020     | 174,473                       | 726,766   | 18,705                          | 78,898  | 144,090                      | 159,260 |
| 2021     | 180,491                       | 843,660   | 18,805                          | 82,153  | 125,360                      | 140,320 |
| 2022     | 168,630                       | 937,507   | 14,446                          | 82,153  | 104,660                      | 112,650 |
| 2023     | 165,706                       | 998,003   | 13,372                          | 81,627  | 129,550                      | 121,610 |
| 2023. 11 | 6,991                         | 1,017,147 | 1,149                           | 80,569  | 7,950                        | 120,010 |
| 12       | 3,000                         | 998,003   | 1,062                           | 81,627  | 6,000                        | 121,610 |
| 2024. 1  | 16,211                        | 1,013,714 | 1,050                           | 80,297  | 10,840                       | 116,610 |
| 2        | 13,734                        | 1,026,948 | 988                             | 80,279  | 6,310                        | 118,220 |
| 3        | 17,556                        | 1,019,995 | 1,130                           | 81,403  | 7,040                        | 119,920 |
| 4        | 19,695                        | 1,039,191 | 1,176                           | 80,111  | 8,460                        | 115,560 |
| 5        | 14,565                        | 1,053,256 | 1,235                           | 80,023  | 6,630                        | 116,860 |
| 6        | 18,322                        | 1,052,920 | 1,185                           | 81,204  | 6,930                        | 119,600 |
| 7        | 15,814                        | 1,066,234 | 1,312                           | 79,937  | 7,240                        | 113,590 |
| 8        | 11,846                        | 1,074,580 | 1,266                           | 79,927  | 6,560                        | 116,870 |
| 9        | 9,499                         | 1,054,688 | 1,229                           | 79,914  | 6,700                        | 113,830 |
| 10       | 10,987                        | 1,062,175 | 1,286                           | 79,870  | 8,390                        | 110,150 |
| 11       | 7,810                         | 1,066,485 | 1,149                           | 79,625  | 7,120                        | 113,280 |
|          |                               |           |                                 |         |                              |         |
|          | 산업금융채권                        |           | 서울지하철공채                         |         |                              |         |
|          | Industrial finance debentures |           | Seoul metropolitan subway bonds |         |                              |         |
|          | 발행액                           | 잔액        | 발행액                             | 잔액      |                              |         |
|          | Issued                        | Balance   | Issued                          | Balance |                              |         |
| 2018     | 52,385                        | 97,203    | 774                             | 4,812   |                              |         |
| 2019     | 46,598                        | 94,881    | 767                             | 5,013   |                              |         |
| 2020     | 62,379                        | 108,752   | 873                             | 5,306   |                              |         |
| 2021     | 55,660                        | 110,981   | 816                             | 5,489   |                              |         |
| 2022     | 68,638                        | 122,667   | 756                             | 5,527   |                              |         |
| 2023     | 54,516                        | 116,562   | 692                             | 5,449   |                              |         |
| 2023. 11 | 7,292                         | 116,460   | 48                              | 5,459   |                              |         |
| 12       | 2,284                         | 116,562   | 61                              | 5,449   |                              |         |
| 2024. 1  | 2,505                         | 115,357   | 45                              | 5,419   |                              |         |
| 2        | 3,353                         | 115,411   | 40                              | 5,396   |                              |         |
| 3        | 1,642                         | 114,349   | 46                              | 5,365   |                              |         |
| 4        | 5,241                         | 117,030   | 57                              | 5,357   |                              |         |
| 5        | 3,502                         | 116,978   | 50                              | 5,341   |                              |         |
| 6        | 2,193                         | 114,068   | 50                              | 5,319   |                              |         |
| 7        | 4,147                         | 113,068   | 53                              | 5,312   |                              |         |
| 8        | 6,232                         | 114,155   | 47                              | 5,299   |                              |         |
| 9        | 5,302                         | 113,910   | 49                              | 5,279   |                              |         |
| 10       | 5,691                         | 114,046   | 46                              | 5,271   |                              |         |
| 11       | 4,961                         | 113,541   | 47                              | 5,250   |                              |         |

주: 1) 2종, 3종 국민주택채권 포함

2) 2014.3.27일 회사채 시장 정상화 방안 관련 정책금융공사 상대매출발행액(3.5조원) 제외

3) 2015.10.16일 회사채 시장 정상화 방안 관련 한국산업은행 상대매출발행액(3.4조원) 제외

자료: 한국은행 경제통계국 금융통계팀

Note: 1) Includes national housing bond type 2 and type 3

2) The Bank of Korea exclude from issued bonds (a total of 3.5 trillion KRW) to Korea Finance Corporation in relation to the normalization of the corporate bond market on March 27th 2014.

3) The Bank of Korea exclude from issued bonds (a total of 3.4 trillion KRW) to Korea Development Bank in relation to the normalization of the corporate bond market on October 16th 2015.

Source: The Bank of Korea.

## 24. 코스피 200 선물 거래실적

### Trading Volume of KOSPI 200 Futures

단위: 100만원, 일, 건수

In million won, days, case

|  | 거래일수<br><br>Number of trading<br>days | 계 약 수            |                           | 계 약 금 액          |                            | 미 결 제 약 정 수 량 <sup>2)</sup> |
|--|---------------------------------------|------------------|---------------------------|------------------|----------------------------|-----------------------------|
|  |                                       | Trading volume   |                           | Trading value    |                            | Open interest               |
|  |                                       | 합 계<br><br>Total | 일 평균<br><br>Daily average | 합 계<br><br>Total | 일 평 균<br><br>Daily average | 계 약<br><br>contract         |
| 거 래 실 적 <sup>1)</sup> Trading volume and value |                                       |                  |                           |                  |                            |                             |
| 2021   | 248                                   | 68,781,869       | 277,346                   | 7,100,783,810    | 28,632,193                 | 271,348                     |
| 2022   | 246                                   | 74,343,849       | 302,211                   | 6,128,570,775    | 24,912,889                 | 365,761                     |
| 2023   | 245                                   | 63,693,515       | 259,974                   | 5,246,914,417    | 21,415,977                 | 343,922                     |
| 2023. 9  | 19                                    | 5,225,715        | 275,037                   | 440,586,816      | 23,188,780                 | 332,804                     |
| 10   | 19                                    | 5,438,556        | 286,239                   | 435,072,119      | 22,898,533                 | 361,276                     |
| 11   | 22                                    | 5,793,282        | 263,331                   | 476,856,864      | 21,675,312                 | 346,634                     |
| 12   | 19                                    | 5,407,634        | 284,612                   | 462,160,390      | 24,324,231                 | 343,922                     |
| 2024. 1  | 22                                    | 6,001,167        | 272,780                   | 512,151,112      | 23,279,596                 | 313,711                     |
| 2  | 19                                    | 4,839,936        | 254,733                   | 427,272,274      | 22,488,014                 | 353,720                     |
| 3  | 20                                    | 5,594,151        | 279,707                   | 510,624,442      | 25,531,222                 | 293,070                     |
| 4  | 21                                    | 5,392,592        | 256,790                   | 493,054,799      | 23,478,800                 | 274,417                     |
| 5  | 20                                    | 4,862,286        | 243,114                   | 450,031,261      | 22,501,563                 | 311,567                     |
| 6  | 19                                    | 5,961,626        | 313,769                   | 558,534,165      | 29,396,535                 | 306,838                     |
| 7  | 23                                    | 6,089,335        | 264,753                   | 590,416,477      | 25,670,282                 | 302,312                     |
| 8  | 21                                    | 6,255,111        | 297,862                   | 560,059,015      | 26,669,477                 | 290,599                     |
| 9  | 18                                    | 5,974,570        | 331,920                   | 517,325,389      | 28,740,299                 | 265,438                     |
| 10   | 20                                    | 4,105,496        | 205,274                   | 356,008,312      | 17,800,416                 | 281,280                     |
| 11   | 21                                    | 4,715,208        | 224,533                   | 391,700,782      | 18,652,418                 | 301,816                     |
| 12   | 20                                    | 5,457,947        | 272,897                   | 441,009,870      | 22,050,493                 | 274,191                     |
| 스프레드 종목 Spread issues                          |                                       |                  |                           |                  |                            |                             |
| 2021   | 248                                   | 3,446,342        | 13,897                    | 354,684,126      | 1,430,178                  | -                           |
| 2022   | 246                                   | 3,843,486        | 15,624                    | 316,536,452      | 1,286,734                  | -                           |
| 2023   | 245                                   | 3,906,672        | 15,946                    | 326,549,876      | 1,332,857                  | -                           |
| 2023. 9  | 19                                    | 871,744          | 45,881                    | 73,572,743       | 3,872,250                  | -                           |
| 10   | 19                                    | 3,966            | 209                       | 312,552          | 16,450                     | -                           |
| 11   | 22                                    | 10,176           | 463                       | 835,884          | 37,995                     | -                           |
| 12   | 19                                    | 980,538          | 51,607                    | 83,032,036       | 4,370,107                  | -                           |
| 2024. 1  | 22                                    | 7,644            | 347                       | 644,627          | 29,301                     | -                           |
| 2  | 19                                    | 4,454            | 234                       | 395,605          | 20,821                     | -                           |
| 3  | 20                                    | 959,386          | 47,969                    | 86,858,040       | 4,342,902                  | -                           |
| 4  | 21                                    | 2,704            | 129                       | 244,151          | 11,626                     | -                           |
| 5  | 20                                    | 7,326            | 366                       | 681,208          | 34,060                     | -                           |
| 6  | 19                                    | 1,002,654        | 52,771                    | 93,023,126       | 4,895,954                  | -                           |
| 7  | 23                                    | 6,310            | 274                       | 610,548          | 26,546                     | -                           |
| 8  | 21                                    | 12,174           | 580                       | 1,097,278        | 52,251                     | -                           |
| 9  | 18                                    | 950,952          | 52,831                    | 80,740,319       | 4,485,573                  | -                           |
| 10   | 20                                    | 340              | 17                        | 29,462           | 1,473                      | -                           |
| 11   | 21                                    | 10,084           | 480                       | 836,825          | 39,849                     | -                           |
| 12   | 20                                    | 968,714          | 48,436                    | 77,747,830       | 3,887,392                  | -                           |

주: 1) 거래실적은 결제월 종목의 거래실적에 스프레드 종목  
거래실적의 2배를 더한 수치임

2) 미결제 약정수량은 연월말 기준임

자료: 한국거래소

Note: 1) Trading volume value = (Trading volume & value of the Contract  
month issue) + (2 \* Spread issues)

2) Open interests are the quantity as of the end of each year or month.

Source: Korea Exchange.

## 25. 생명보험 사업의 주요지표 <sup>1)</sup>

### Principal Indicators of Life Insurance Business

단위: 십억 원

In billion won

|          | 보험료수익          | 지급보험금       | 사업비                | 운용자산            | 자산총계         | 책임준비금          | 당월말<br>보유계약액                              |
|----------|----------------|-------------|--------------------|-----------------|--------------|----------------|---|
|          | Premium income | Claims paid | Operating expenses | Invested assets | Total assets | Policy reserve | Business in force at the end of the month |
| 2018     | 75,136.1       | 58,879.5    | 9,443.0            | 687,092.2       | 857,198.3    | 606,089.0      | 2,426,925.5                               |
| 2019     | 74,936.4       | 63,303.6    | 9,491.8            | 731,989.7       | 918,161.4    | 626,791.1      | 2,392,333.1                               |
| 2020     | 79,810.3       | 64,274.7    | 9,464.9            | 769,238.5       | 977,283.6    | 649,784.4      | 2,381,811.8                               |
| 2021     | 77,063.1       | 65,661.6    | 9,357.4            | 781,888.3       | 992,404.3    | 669,465.8      | 2,378,535.2                               |
| 2022     | 92,400.6       | 94,773.9    | 9,622.2            | 736,547.6       | 938,269.9    | 674,201.1      | 2,348,900.3                               |
| 2021.3/4 | 58,826.1       | 49,324.1    | 6,679.0            | 773,043.3       | 980,444.0    | 665,517.5      | 2,379,732.6                               |
| 4/4      | 77,063.1       | 65,661.6    | 9,357.4            | 781,888.3       | 992,404.3    | 669,465.8      | 2,378,535.2                               |
| 2022.1/4 | 18,672.7       | 18,237.9    | 2,262.5            | 754,889.2       | 966,659.7    | 671,488.9      | 2,371,043.7                               |
| 2/4      | 38,016.2       | 36,130.8    | 4,531.2            | 739,873.8       | 942,439.7    | 675,435.6      | 2,368,024.8                               |
| 3/4      | 59,552.3       | 59,913.0    | 6,879.3            | 736,777.0       | 937,172.4    | 675,315.9      | 2,362,883.1                               |
| 4/4      | 92,400.6       | 94,773.9    | 9,622.2            | 736,547.6       | 938,269.9    | 674,201.1      | 2,348,900.3                               |

|          | 보험수익              | 발생보험금           | 발생사업비                       | 운용자산            | 자산총계         | 보험계약부채                         | 당월말<br>보유계약액                              |
|----------|-------------------|-----------------|-----------------------------|-----------------|--------------|--------------------------------|---|
|          | Insurance revenue | Incurred claims | Incurred operating expenses | Invested assets | Total assets | Insurance contract liabilities | Business in force at the end of the month |
| 2023     | 31,417.4          | 15,523.2        | 5,732.0                     | 756,976.4       | 880,915.3    | 549,656.8                      | 2,374,029.3                               |
| 2023.2/4 | 15,309.8          | 7,655.1         | 2,806.4                     | 728,146.2       | 845,909.5    | 516,618.4                      | 2,398,192.9                               |
| 3/4      | 23,518.0          | 11,559.9        | 4,255.9                     | 716,755.1       | 831,370.5    | 503,749.9                      | 2,387,004.7                               |
| 4/4      | 31,417.4          | 15,523.2        | 5,732.0                     | 756,976.4       | 880,915.3    | 549,656.8                      | 2,374,029.3                               |
| 2024.1/4 | 8,173.3           | 3,967.3         | 1,395.3                     | 754,980.1       | 879,471.6    | 552,878.0                      | 2,362,649.0                               |
| 2/4      | 16,433.9          | 7,851.6         | 2,775.5                     | 766,297.1       | 891,463.9    | 571,780.3                      | 2,352,724.4                               |
| 3/4      | 24,852.9          | 11,915.1        | 4,194.3                     | 771,785.2       | 898,596.0    | 594,414.5                      | 2,345,900.9                               |

주: 1) 2023년부터 적용되는 국제회계기준이 변경 (IFRS4 → IFRS17)되어 시계열 분석시 주의  
자료: 생명보험협회, 보험개발원

Note: 1) Caution must be exercised when analyzing time series due to changes in international financial reporting standards(IFRS4→IFRS17) that will apply from 2023.

Source: Korea Life Insurance Association, Korea Insurance Development Institute.

## 26. 손해보험 사업의 주요지표 <sup>1)</sup>

### Principal Indicators of Non-Life Insurance Business

단위: 십억 원

In billion won

| 경과보험료           | 지급보험금       | 사업비                | 운용자산            | 자산총계         | 책임준비금          |           |
|-----------------|-------------|--------------------|-----------------|--------------|----------------|-----------|
| Earned premiums | Claims paid | Operating expenses | Invested assets | Total assets | Policy reserve |           |
| 78,875.7        | 40,192.0    | 16,811.1           | 242,897.4       | 298,040.5    | 217,150.7      | 2018      |
| 81,761.0        | 45,630.0    | 18,334.2           | 260,556.6       | 320,651.7    | 230,908.5      | 2019      |
| 86,116.3        | 48,630.6    | 18,591.3           | 277,993.3       | 344,095.8    | 244,943.3      | 2020      |
| 90,371.7        | 50,336.3    | 18,687.2           | 293,432.1       | 366,307.7    | 257,870.1      | 2021      |
| 95,301.4        | 54,160.5    | 19,703.6           | 293,590.1       | 371,813.8    | 267,501.6      | 2022      |
| 66,988.5        | 35,785.4    | 13,816.0           | 289,314.6       | 357,883.9    | 256,055.6      | 3/4. 2021 |
| 90,371.7        | 50,336.3    | 18,687.2           | 293,432.1       | 366,307.7    | 257,870.1      | 4/4       |
| 22,911.4        | 11,947.1    | 4,500.5            | 289,610.1       | 364,040.3    | 260,802.4      | 1/4. 2022 |
| 46,229.9        | 24,622.2    | 9,236.4            | 288,888.8       | 364,052.9    | 264,212.1      | 2/4       |
| 70,138.0        | 38,148.3    | 14,204.7           | 291,849.7       | 368,608.2    | 267,963.2      | 3/4       |
| 95,301.4        | 54,160.5    | 19,703.6           | 293,590.1       | 371,813.8    | 267,501.6      | 4/4       |

| 보험수익              | 발생보험금           | 발생사업비                       | 재보험수익               | 예상재보험금                      | 운용자산            | 자산총계         | 책임준비금          |           |
|-------------------|-----------------|-----------------------------|---------------------|-----------------------------|-----------------|--------------|----------------|-----------|
| Insurance revenue | Incurred claims | Incurred operating expenses | Reinsurance revenue | Expected reinsurance claims | Invested assets | Total assets | Policy reserve |           |
| 47,767.8          | 30,386.4        | 4,810.9                     | 1,656.4             | 1,726.6                     | 320,057.0       | 343,704.8    | 258,743.4      | 2023      |
| 23,576.6          | 14,988.0        | 2,266.1                     | 821.0               | 755.5                       | 301,836.1       | 323,260.2    | 241,860.5      | 2/4. 2023 |
| 35,598.7          | 22,428.2        | 3,431.4                     | 1,161.6             | 1,026.3                     | 299,575.5       | 322,022.3    | 237,862.4      | 3/4       |
| 47,767.8          | 30,386.4        | 4,810.9                     | 1,656.4             | 1,726.6                     | 320,057.0       | 343,704.8    | 258,743.4      | 4/4       |
| 12,424.9          | 8,019.6         | 1,256.9                     | 293.3               | 441.4                       | 320,362.3       | 343,122.3    | 258,743.9      | 1/4. 2024 |
| 25,043.7          | 15,949.6        | 2,512.5                     | 701.8               | 871.9                       | 326,527.8       | 349,317.6    | 266,260.7      | 2/4       |
| 38,205.7          | 24,351.0        | 3,834.6                     | 1,184.6             | 1,357.1                     | 333,668.4       | 358,364.8    | 275,209.9      | 3/4       |

주: 1) 2023년부터 적용되는 국제회계기준이 변경  
(IFRS4 → IFRS17)되어 시계열 분석시 주의  
자료: 손해보험협회

Note: 1) Caution must be exercised when analyzing time series due to changes  
in international financial reporting standards(IFRS4→IFRS17)  
that will apply from 2023.

Source: General Insurance Association of Korea.

## 27. 보험사업의 경영효율<sup>1)</sup>

### Management Efficiency of Insurance Business

단위: %

In percent

|          | 생 명 보 험               |                              |                      |                             |                                 | Life insurance |  |
|----------|-----------------------|------------------------------|----------------------|-----------------------------|---------------------------------|----------------|--|
|          | 신 계약률                 | 효력상실 · 해약률                   | 보 험 금지급률             | 사업비율                        | 운용자산 이익률                        |                |  |
|          | Ratio of new business | Ratio of lapses & surrenders | Ratio of claims paid | Ratio of operating expenses | Ratio of invested assets profit |                |  |
| 2019     | 11.9                  | 8.8                          | 84.5                 | 8.1                         | 3.5                             |                |  |
| 2020     | 12.4                  | 8.5                          | 80.6                 | 7.9                         | 3.1                             |                |  |
| 2021     | 11.5                  | 7.5                          | 85.2                 | 7.9                         | 3.3                             |                |  |
| 2022     | 10.6                  | 7.4                          | 102.6                | 7.3                         | 3.1                             |                |  |
| 2023     | 11.3                  | 7.8                          | 106.1                | 16.5                        | 3.3                             |                |  |
| 2023. 11 | 10.4                  | 7.2                          | 107.3                | 17.9                        | -                               |                |  |
|          | 12                    | 7.8                          | 106.1                | 16.5                        | 3.3                             |                |  |
| 2024. 1  | 1.5                   | 0.8                          | 88.8                 | 18.9                        | -                               |                |  |
|          | 2                     | 2.4                          | 1.5                  | 87.7                        | 19.3                            | -              |  |
|          | 3                     | 3.5                          | 2.2                  | 89.3                        | 19.7                            | 3.0            |  |
| 4        | 4.4                   | 2.8                          | 89.3                 | 19.8                        | -                               |                |  |
|          | 5                     | 5.2                          | 3.5                  | 88.8                        | 19.9                            | -              |  |
|          | 6                     | 6.0                          | 4.0                  | 87.6                        | 19.7                            | 3.2            |  |
| 7        | 6.9                   | 4.7                          | 87.9                 | 19.9                        | -                               |                |  |
|          | 8                     | 7.7                          | 5.3                  | 87.4                        | 20.2                            | -              |  |
|          | 9                     | 8.6                          | 5.8                  | 86.3                        | 20.3                            | 3.4            |  |
| 10       | 9.4                   | 6.4                          | 86.2                 | 20.4                        | -                               |                |  |
|          | 11                    | 10.2                         | 7.0                  | 85.8                        | 20.6                            | -              |  |

|          | 손 해 보 험           |                           |                                 |                     |                                  | Non-life insurance              |     |
|----------|-------------------|---------------------------|---------------------------------|---------------------|----------------------------------|---------------------------------|-----|
|          | 원수손해율             | 경과손해율(A)                  | 순사업비율(B)                        | 합산비율(A+B)           | 경과보험료 증 감 률                      | 운용자산 이익률                        |     |
|          | Direct loss ratio | Eamed incurred loss ratio | Ratio of net operating expenses | Combined loss ratio | Increase ratio of eamed premiums | Ratio of invested assets profit |     |
| 2019     | 45.5              | 84.9                      | 22.2                            | 107.0               | 3.7                              | 3.7                             |     |
| 2020     | 45.7              | 83.4                      | 21.2                            | 104.7               | 5.3                              | 3.1                             |     |
| 2021     | 45.9              | 82.1                      | 20.5                            | 102.6               | 4.9                              | 3.1                             |     |
| 2022     | 46.8              | 80.8                      | 20.5                            | 101.3               | 5.5                              | 3.2                             |     |
| 2023     | 50.0              | 81.5                      | 22.5                            | 104.0               | 7.2                              | 2.8                             |     |
| 2023. 11 | 49.3              | 81.1                      | 22.2                            | 103.3               | 5.1                              | -                               |     |
|          | 12                | 50.0                      | 81.5                            | 22.5                | 104.0                            | 7.2                             | 2.8 |
| 2024. 1  | 55.4              | 82.9                      | 21.9                            | 104.8               | 6.7                              | -                               |     |
|          | 2                 | 51.6                      | 81.5                            | 22.2                | 103.7                            | 5.7                             | -   |
|          | 3                 | 50.3                      | 81.2                            | 23.4                | 104.7                            | 4.8                             | 2.6 |
| 4        | 49.8              | 80.8                      | 23.5                            | 104.3               | 4.5                              | -                               |     |
|          | 5                 | 49.5                      | 80.6                            | 23.4                | 104.0                            | 4.6                             | -   |
|          | 6                 | 48.9                      | 80.0                            | 23.6                | 103.6                            | 5.0                             | 2.6 |
| 7        | 49.4              | 80.5                      | 23.7                            | 104.1               | 1.5                              | -                               |     |
|          | 8                 | 49.6                      | 80.4                            | 23.8                | 104.2                            | 4.0                             | -   |
|          | 9                 | 49.6                      | 80.1                            | 23.9                | 104.0                            | 4.1                             | 1.3 |
| 10       | 49.9              | 80.4                      | 24.0                            | 104.4               | 4.0                              | -                               |     |
|          | 11                | 50.3                      | 80.5                            | 24.2                | 104.7                            | 3.3                             | -   |

주: 1) 2023년부터 적용되는 국제회계기준이 변경 (IFRS4 → IFRS17)되어 시계열 분석시 주의  
자료: 생명보험협회, 손해보험협회

Note: 1) Caution must be exercised when analyzing time series due to changes in international financial reporting standards(IFRS4→IFRS17) that will apply from 2023.  
Source: Korea Life Insurance Association, General Insurance Association of Korea.

## XIV. 무역·국제수지

### Trade and Balance of Payments

|                          |     |
|--------------------------|-----|
| 1. 수출입 총괄 .....          | 329 |
| 2. 주요국별 수출 .....         | 330 |
| 3. 주요국별 수입 .....         | 333 |
| 4. 품목별 수출입 .....         | 336 |
| 5. 국제수지 .....            | 338 |
| 6. 무역지수 및 교역조건 .....     | 340 |
| 7. 주요통화의 재정된 매매기준율 ..... | 341 |
| 8. 외환보유액 .....           | 342 |
| 9. 대미달러환율 .....          | 343 |
| 10. 해외직접투자 .....         | 344 |
| 11. 대외채무 및 대외채권 .....    | 345 |
| 12. 국제투자 대조표(Ⅰ) .....    | 346 |
| 13. 국제투자 대조표(Ⅱ) .....    | 346 |

## 주요 용어 해설 (Explanation of Terms)

### XIV-4. FOB(Free on board)

- 무역거래조건의 하나로 계약상품의 인도(引渡)가 수출항의 본선 선상에서 이루어지는 계약으로 본선인도가격이라고 함. 우리나라 수출입 화물의 가격기준은 수출시에는 FOB, 수입시는 CIF로 함

### XIV-4. CIF(Cost insurance and freight)

- 무역거래조건의 하나로 원가, 보험료, 운임을 합산한 가격으로 정하는 매매계약으로 운임보험료 포함가격이라고 함. 수출지에서 본선선적을 완료할 때까지의 비용(FOB 가격)을 포함하여 수입지항 항외착(輸入地港 港外着)까지의 해상운임과 해상보험료 등의 특수비용을 가산하여 산정한 수입지항 항외착 가격

### XIV-5. 국제수지(Balance of payments)

- 일정기간동안 한 나라의 거주자와 비거주자 사이에 발생한 모든 경제적 거래를 체계적으로 기록한 통계를 말함. 국제수지는 크게 상품수지, 서비스수지, 본원소득수지, 이전소득수지로 구분됨. 거래유형은 모든 경제적 거래가 대상이 되는데 상품, 서비스, 소득, 자본 및 금융 거래뿐만 아니라 대외 원조 등 대가 없이 이루어지는 이전거래도 포함함

### XIV-5. 경상수지(Current account)

- 외국과 물건(재화)이나 서비스(용역) 등을 팔고 산 결과를 종합한 것으로 외국과 실행한 거래결과 벌어들인 수입에서 지출을 차감한 금액을 말함. 이는 국가 간 상품 및 서비스의 수출입, 자본·노동 등 생산요소의 이동에 따른 대가의 수입과 지급을 종합적으로 나타낸 것으로, 국제수지를 이루는 중요한 요소임

### XIV-5. 무역수지(Trade indexes) / 상품수지(Goods)

- 무역수지와 상품수지는 상품의 수출입 거래에서 생기는 국제수지로서 상품의 수출액과 수입액의 차액임. 서비스나 자본거래를 제외하고 상품에 국한해 수출액과 수입액의 차이를 따진다는 면에서 두 수지는 같음. 하지만 발표되는 통계치를 보면 항상 다른데 그 이유는 집계 방식이 다름. 무역수지는 통관기준이어서 세관의 검사를 거쳐서 수출 또는 수입이 허가되면 수출입 집계에 포함됨. 이에 비해 상품수지는 인도기준이어서 통관을 한 다음 수입업자에게 물품이 전달돼야만 수출입 통계에 포함됨. 무역수지와 상품수지를 산출할 때는 가격 책정 방식도 다름. 무역수지는 수출의 경우 본선 인도 가격(FOB), 수입은 운임·보험료 포함 가격(CIF)으로 계산. 하지만 상품수지는 본선 인도 가격(FOB)만으로 계산. 운임과 보험료를 빼고 물건값으로만 수출입액을 계산하는 방식임. 무역수지와 상품수지는 각각 다른 기관에서 공표함. 무역수지는 매월 관세청이 발표하고 상품수지는 한국은행이 매월 발표



#### XIV-5. 서비스수지(Services)

- 거주자와 비거주자간의 서비스수출과 수입의 차이

#### XIV-5. 본원소득수지(Primary income)

- 거주자와 비거주자간에 발생하는 「급여 및 임금」, 「투자소득」의 수입(收入) 및 지급의 차이

#### XIV-5. 이전소득수지(Secondary income)

- 거주자와 비거주자간 대가없이 제공되어 반대급부가 없는 무상원조, 증여성 송금 등의 수입(收入) 및 지급의 차이

#### XIV-5. 금융계정(Financial account)

- 민간, 금융기관, 정부 및 통화당국의 대외 금융자산·부채의 소유권 변동과 관련된 거래를 계상하며 직접투자, 증권투자, 파생금융상품, 기타투자, 준비자산으로 세분

#### XIV-5. 파생금융상품(Financial derivatives)

- 거주자의 대외파생금융거래 관련 평가손익이 반영된 잔액으로서 기말현재 파생금융거래 평가이익은 파생금융상품(자산)으로, 파생금융거래 평가 손실은 파생금융상품(부채)로 분류

#### XIV-8. 특별인출권(Special drawing rights : SDR)

- 달러위기를 계기로 야기된 국제통화제도의 불안 및 국제유동성 부족에 대처하기 위하여 IMF 가맹국에 의하여 계획적으로 창출 또는 감액되는 새로운 준비자산으로써 국제유동성 부족을 보충할 필요성이 발생할 경우, IMF가 특별인출권 계정에 참가한 가맹국에 대하여 이를 배분함으로써 창출됨

#### XIV-8. 국제통화기금 포지션(IMF reserve position)

- IMF(International Monetary Fund, 국제통화기금) 가맹국이 자유롭게 IMF로부터 인출할 수 있는 잔고를 말함

#### XIV-9. 환율(Exchange rate)

- 두 나라 돈의 교환비율 또는 다른 나라의 화폐에 대비한 어느 한 나라의 화폐의 가격

#### XIV-12. 국제투자대조표(International investment position)

- 일정시점 현재 거주자의 비거주자에 대한 금융자산(대외투자) 및 금융부채(외국인투자) 잔액을 보여주는 통계



# 1. 수출입총괄<sup>1)</sup>

## Summary of Exports and Imports

단위: 100만 달러, %

In million U.S dollars, %

|         | 무역총액        |  | 수출        |  | 수입        |  | 수출입초과     |
|---------|-------------|--|-----------|--|-----------|--|-----------|
|         | Total       | 전년동월비<br>Over the same<br>month of last year | Exports   | 전년동월비<br>Over the same<br>month of last year | Imports   | 전년동월비<br>Over the same<br>month of last year |           |
| 2011    | 1,079,626.7 | 21.1   | 555,213.7 | 19.0   | 524,413.1 | 23.3   | 30,800.6  |
| 2012    | 1,067,454.3 | -1.1   | 547,869.8 | -1.3   | 519,584.5 | -0.9   | 28,285.3  |
| 2013    | 1,075,217.9 | 0.7  | 559,632.4 | 2.1  | 515,585.5 | -0.8   | 44,046.9  |
| 2014    | 1,098,179.1 | 2.1  | 572,664.6 | 2.3  | 525,514.5 | 1.9  | 47,150.1  |
| 2015    | 963,255.5   | -12.3  | 526,756.5 | -8.0   | 436,499.0 | -16.9  | 90,257.5  |
| 2016    | 901,618.8   | -6.4   | 495,425.9 | -5.9   | 406,192.9 | -6.9   | 89,233.1  |
| 2017    | 1,052,172.7 | 16.7   | 573,694.4 | 15.8   | 478,478.3 | 17.8   | 95,216.1  |
| 2018    | 1,140,062.1 | 8.4  | 604,859.7 | 5.4  | 535,202.4 | 11.9   | 69,657.2  |
| 2019    | 1,045,575.6 | -8.3   | 542,232.6 | -10.4  | 503,342.9 | -6.0   | 38,889.7  |
| 2020    | 980,130.8   | -6.3   | 512,498.0 | -5.5   | 467,632.8 | -7.1   | 44,865.3  |
| 2021    | 1,259,493.8 | 28.5   | 644,400.4 | 25.7   | 615,093.4 | 31.5   | 29,306.9  |
| 2022    | 1,414,954.4 | 12.3   | 683,584.8 | 6.1  | 731,369.7 | 18.9   | -47,784.9 |
| 2023    | 1,274,797.9 | -9.9   | 632,225.8 | -7.5   | 642,572.1 | -12.1  | -10,346.3 |
| 2024    | 1,315,791.6 | 3.2  | 683,691.6 | 8.1  | 632,100.0 | -1.6   | 51,591.6  |
| 2022. 7 | 125,501.6   | 15.0   | 60,241.8  | 8.6  | 65,259.8  | 21.6   | -5,018.1  |
| 8       | 122,633.7   | 17.1   | 56,605.9  | 6.5  | 66,027.7  | 28.0   | -9,421.8  |
| 9       | 118,189.1   | 9.9  | 57,176.3  | 2.3  | 61,012.8  | 18.2   | -3,836.5  |
| 10      | 111,595.3   | 1.9  | 52,428.1  | -5.8   | 59,167.2  | 9.9  | -6,739.1  |
| 11      | 110,619.5   | -6.0   | 51,771.9  | -14.2  | 58,847.7  | 2.6  | -7,075.8  |
| 12      | 114,471.7   | -6.1   | 54,848.7  | -9.7   | 59,623.1  | -2.5   | -4,774.4  |
| 2023. 1 | 105,376.4   | -9.2   | 46,339.1  | -16.4  | 59,037.3  | -2.6   | -12,698.1 |
| 2       | 105,365.1   | -2.1   | 49,994.6  | -7.7   | 55,370.5  | 3.5  | -5,375.9  |
| 3       | 114,518.4   | -10.3  | 54,882.5  | -14.0  | 59,635.9  | -6.5   | -4,753.4  |
| 4       | 101,371.0   | -14.1  | 49,430.9  | -14.5  | 51,940.1  | -13.7  | -2,509.3  |
| 5       | 106,305.4   | -14.8  | 52,054.2  | -15.5  | 54,251.2  | -14.1  | -2,197.0  |
| 6       | 107,353.2   | -8.9   | 54,297.8  | -5.9   | 53,055.5  | -11.8  | 1,242.3   |
| 7       | 99,195.9    | -21.0  | 50,457.8  | -16.2  | 48,738.1  | -25.3  | 1,719.7   |
| 8       | 103,003.8   | -16.0  | 51,994.1  | -8.1   | 51,009.8  | -22.7  | 984.3     |
| 9       | 105,623.2   | -10.6  | 54,650.7  | -4.4   | 50,972.5  | -16.5  | 3,678.2   |
| 10      | 108,430.5   | -2.8   | 54,989.9  | 4.9  | 53,440.6  | -9.7   | 1,549.4   |
| 11      | 107,558.9   | -2.8   | 55,561.1  | 7.3  | 51,997.8  | -11.6  | 3,563.3   |
| 12      | 110,696.0   | -3.3   | 57,573.2  | 5.0  | 53,122.9  | -10.9  | 4,450.3   |
| 2024. 1 | 109,201.1   | 3.6  | 54,726.9  | 18.1   | 54,474.2  | -7.7   | 252.7     |
| 2       | 100,309.6   | -4.8   | 52,098.6  | 4.2  | 48,211.0  | -12.9  | 3,887.6   |
| 3       | 108,933.9   | -4.9   | 56,518.7  | 3.0  | 52,415.2  | -12.1  | 4,103.5   |
| 4       | 110,964.8   | 9.5  | 56,150.5  | 13.6   | 54,814.3  | 5.5  | 1,336.3   |
| 5       | 111,163.7   | 4.6  | 58,017.7  | 11.5   | 53,146.0  | -2.0   | 4,871.7   |
| 6       | 106,428.8   | -0.9   | 57,342.7  | 5.6  | 49,086.0  | -7.5   | 8,256.7   |
| 7       | 111,311.3   | 12.2   | 57,460.8  | 13.9   | 53,850.5  | 10.5   | 3,610.2   |
| 8       | 111,697.8   | 8.4  | 57,644.6  | 10.9   | 54,053.3  | 6.0  | 3,591.3   |
| 9       | 110,671.2   | 4.8  | 58,551.4  | 7.1  | 52,119.9  | 2.3  | 6,431.5   |
| 10      | 111,841.9   | 3.1  | 57,508.0  | 4.6  | 54,333.8  | 1.7  | 3,174.2   |
| 11      | 107,021.9   | -0.5   | 56,302.8  | 1.3  | 50,719.1  | -2.5   | 5,583.7   |
| 12      | 116,245.7   | 5.0  | 61,369.0  | 6.6  | 54,876.8  | 3.3  | 6,492.2   |

주: 1) 2023년 이후 자료는 잠정치임  
자료: 관세청

Note: 1) Since 2023, figures are preliminary.  
Source: Korea Customs Service.

2. 주요국별 수출<sup>1)</sup>

단위: 1,000달러

※ 336페이지 제4표 설명문 참조

|          | 총액          | 미 국                     | 일 본        | 홍 콩         | 중 국         | 독 일        | 싱 가 포 르    | 대 만        | 인 도 네 시 아    |
|----------|-------------|-------------------------|------------|-------------|-------------|------------|------------|------------|--------------|
|          | Total       | U.S.A.                  | Japan      | Hong Kong   | China       | Germany    | Singapore  | Taiwan     | Indonesia    |
| 2018     | 604,859,657 | 72,719,932              | 30,528,580 | 45,996,441  | 162,125,055 | 9,372,657  | 11,782,182 | 20,783,511 | 8,833,195    |
| 2019     | 542,232,610 | 73,343,898              | 28,420,213 | 31,912,876  | 136,202,533 | 8,685,737  | 12,768,034 | 15,666,310 | 7,650,051    |
| 2020     | 512,498,038 | 74,115,819              | 25,097,651 | 30,653,790  | 132,565,445 | 9,576,136  | 9,828,388  | 16,465,446 | 6,312,901    |
| 2021     | 644,400,368 | 95,901,955              | 30,061,806 | 37,467,077  | 162,912,974 | 11,109,894 | 14,148,511 | 24,285,275 | 8,550,335    |
| 2022     | 683,584,760 | 109,765,705             | 30,606,278 | 27,651,186  | 155,789,389 | 10,067,732 | 20,205,410 | 26,198,240 | 10,215,899   |
| 2023     | 632,225,824 | 115,696,334             | 29,000,616 | 25,193,553  | 124,817,682 | 10,317,121 | 18,751,990 | 20,178,766 | 9,140,239    |
| 2024     | 683,691,606 | 127,786,477             | 29,606,670 | 35,022,793  | 133,036,262 | 9,037,892  | 18,216,058 | 33,960,917 | 7,943,982    |
| 2023. 12 | 57,573,193  | 11,280,989              | 2,486,618  | 3,341,216   | 10,864,298  | 757,206    | 1,954,859  | 2,167,143  | 665,104      |
| 2024. 1  | 54,726,920  | 10,252,365              | 2,543,208  | 2,678,261   | 10,697,276  | 759,970    | 1,757,268  | 1,773,987  | 614,754      |
| 2        | 52,098,575  | 9,809,136               | 2,374,211  | 2,983,274   | 9,644,635   | 850,554    | 1,116,629  | 1,531,947  | 681,347      |
| 3        | 56,518,660  | 10,881,299              | 2,127,250  | 3,698,705   | 10,520,382  | 797,172    | 1,950,908  | 1,988,521  | 495,931      |
| 4        | 56,150,532  | 11,401,875              | 2,438,716  | 2,933,495   | 10,475,506  | 918,764    | 1,355,781  | 2,086,946  | 650,345      |
| 5        | 58,017,690  | 10,930,557              | 2,606,050  | 2,706,703   | 11,378,101  | 912,448    | 1,773,964  | 2,517,020  | 679,144      |
| 6        | 57,342,745  | 11,295,719              | 2,382,063  | 3,430,044   | 10,706,194  | 669,830    | 1,419,490  | 3,314,423  | 715,609      |
| 7        | 57,460,772  | 10,184,322              | 2,597,721  | 2,594,654   | 11,389,069  | 625,648    | 1,443,110  | 2,773,161  | 758,561      |
| 8        | 57,644,555  | 9,937,584               | 2,500,430  | 2,966,818   | 11,341,200  | 867,481    | 1,397,637  | 3,146,051  | 755,948      |
| 9        | 58,551,357  | 10,416,094              | 2,479,708  | 3,105,513   | 11,626,727  | 695,850    | 1,297,566  | 3,719,284  | 593,757      |
| 10       | 57,508,046  | 10,396,460              | 2,428,214  | 2,210,932   | 12,173,601  | 710,534    | 1,397,059  | 3,528,732  | 717,342      |
| 11       | 56,302,773  | 10,376,748              | 2,491,606  | 2,426,680   | 11,290,016  | 616,899    | 1,563,818  | 3,254,440  | 655,097      |
| 12       | 61,368,980  | 11,904,318              | 2,637,493  | 3,287,714   | 11,793,555  | 612,742    | 1,742,828  | 4,326,406  | 626,146      |
|          | 필 리 핀       | 아랍에미리트<br>연합            | 인 도        | 네덜란드        | 베트남         | 프랑스        | 덴마크        | 러시아        | 사우디<br>아라비아  |
|          | Philippines | United Arab<br>Emirates | India      | Netherlands | Vietnam     | France     | Denmark    | Russia     | Saudi Arabia |
| 2018     | 12,037,254  | 4,588,472               | 15,606,221 | 4,775,167   | 48,622,098  | 3,540,796  | 1,094,176  | 7,320,899  | 3,951,951    |
| 2019     | 8,365,340   | 3,469,772               | 15,096,302 | 4,243,113   | 48,177,749  | 3,317,472  | 447,817    | 7,774,133  | 3,697,120    |
| 2020     | 7,126,437   | 3,653,611               | 11,937,316 | 3,987,035   | 48,510,572  | 2,983,067  | 439,173    | 6,899,968  | 3,301,896    |
| 2021     | 9,659,072   | 3,974,772               | 15,603,258 | 5,810,858   | 56,728,532  | 4,561,345  | 744,457    | 9,979,539  | 3,324,694    |
| 2022     | 12,306,078  | 3,966,846               | 18,870,071 | 7,869,100   | 60,963,680  | 5,254,910  | 510,932    | 6,328,173  | 4,865,150    |
| 2023     | 9,008,624   | 4,432,061               | 17,949,602 | 6,855,567   | 53,479,535  | 5,510,047  | 690,986    | 6,133,435  | 5,324,700    |
| 2024     | 10,242,442  | 5,071,879               | 18,695,670 | 6,799,718   | 58,321,315  | 5,524,154  | 1,800,942  | 4,562,222  | 5,235,729    |
| 2023. 12 | 600,508     | 460,213                 | 1,588,847  | 561,100     | 4,629,922   | 379,858    | 50,817     | 411,482    | 548,451      |
| 2024. 1  | 708,967     | 499,008                 | 1,538,132  | 538,015     | 4,189,482   | 271,950    | 224,568    | 393,082    | 503,060      |
| 2        | 871,714     | 410,468                 | 1,474,545  | 586,896     | 4,208,232   | 335,086    | 33,999     | 703,424    | 409,281      |
| 3        | 677,320     | 430,725                 | 1,512,507  | 705,753     | 4,830,561   | 503,351    | 219,571    | 308,283    | 384,382      |
| 4        | 847,057     | 451,811                 | 1,568,018  | 577,598     | 4,552,006   | 503,802    | 42,638     | 316,421    | 479,791      |
| 5        | 984,922     | 395,631                 | 1,678,413  | 550,036     | 5,115,764   | 330,579    | 233,440    | 313,514    | 445,553      |
| 6        | 770,306     | 448,291                 | 1,554,137  | 480,475     | 5,123,841   | 433,976    | 35,952     | 358,320    | 506,920      |
| 7        | 911,840     | 530,001                 | 1,616,583  | 618,509     | 4,968,863   | 268,143    | 220,494    | 379,387    | 366,726      |
| 8        | 882,276     | 328,168                 | 1,636,232  | 497,918     | 5,049,342   | 797,239    | 45,825     | 380,733    | 422,795      |
| 9        | 986,476     | 348,641                 | 1,468,926  | 616,381     | 4,980,949   | 521,669    | 237,242    | 350,113    | 462,474      |
| 10       | 949,419     | 353,708                 | 1,511,959  | 537,033     | 5,231,521   | 306,733    | 231,299    | 333,012    | 332,938      |
| 11       | 841,266     | 465,308                 | 1,452,383  | 567,782     | 5,142,180   | 737,005    | 45,523     | 371,167    | 453,592      |
| 12       | 810,877     | 410,120                 | 1,683,835  | 523,321     | 4,928,574   | 514,622    | 230,391    | 354,766    | 468,216      |

주: 1) 2023년 이후 자료는 잠정치임

자료: 한국무역협회

2. Exports by Principal Country<sup>1)</sup>

※ See headnote, table 4, page 337.

In thousand U.S. dollars

| 파나마       | 태국        | 영국             | 라이베리아     | 말레이시아      | 캐나다        | 멕시코        | 호주         |          |
|-----------|-----------|----------------|-----------|------------|------------|------------|------------|----------|
| Panama    | Thailand  | United Kingdom | Liberia   | Malaysia   | Canada     | Mexico     | Australia  |          |
| 2,007,502 | 8,504,994 | 6,358,760      | 1,399,007 | 8,993,879  | 5,743,231  | 11,458,233 | 9,610,425  | 2018     |
| 1,713,357 | 7,804,095 | 5,514,842      | 1,714,137 | 8,843,499  | 5,567,589  | 10,927,016 | 7,890,566  | 2019     |
| 1,369,395 | 6,852,684 | 4,467,374      | 2,133,868 | 9,078,150  | 5,463,996  | 8,241,006  | 6,188,528  | 2020     |
| 1,570,171 | 8,524,224 | 5,962,153      | 1,992,412 | 10,107,328 | 6,714,457  | 11,290,248 | 9,750,478  | 2021     |
| 1,170,475 | 8,584,166 | 6,340,999      | 4,175,963 | 11,473,480 | 7,839,261  | 12,654,212 | 18,753,026 | 2022     |
| 1,087,489 | 7,548,179 | 5,958,440      | 4,034,086 | 9,760,076  | 8,434,491  | 12,221,993 | 17,791,354 | 2023     |
| 1,457,077 | 7,679,071 | 6,642,247      | 5,219,896 | 10,442,654 | 10,352,008 | 13,607,183 | 15,593,101 | 2024     |
| 18,665    | 568,631   | 478,720        | 270,866   | 923,568    | 813,466    | 970,734    | 1,435,610  | 12. 2023 |
| 12,954    | 637,315   | 864,329        | 396,023   | 774,758    | 905,977    | 1,108,524  | 1,454,836  | 1. 2024  |
| 177,339   | 608,839   | 531,686        | 302,020   | 938,591    | 771,375    | 1,091,338  | 1,259,266  | 2        |
| 447,730   | 605,607   | 540,519        | 460,375   | 805,264    | 868,836    | 1,181,041  | 1,589,362  | 3        |
| 102,637   | 668,786   | 468,388        | 366,374   | 862,003    | 972,091    | 1,141,358  | 1,427,201  | 4        |
| 151,222   | 646,777   | 540,362        | 332,412   | 834,727    | 942,685    | 1,179,961  | 1,253,380  | 5        |
| 17,192    | 599,015   | 517,008        | 629,601   | 841,755    | 892,872    | 1,214,095  | 1,169,209  | 6        |
| 54,748    | 773,249   | 498,012        | 222,997   | 944,778    | 941,186    | 1,327,767  | 1,374,666  | 7        |
| 123,447   | 638,177   | 509,512        | 375,598   | 921,865    | 782,092    | 1,085,148  | 1,236,201  | 8        |
| 20,866    | 623,530   | 519,984        | 373,692   | 822,165    | 792,881    | 1,037,927  | 1,401,055  | 9        |
| 92,455    | 622,130   | 667,945        | 255,022   | 1,038,707  | 913,556    | 1,125,892  | 1,074,981  | 10       |
| 227,838   | 642,535   | 492,378        | 755,268   | 854,918    | 702,210    | 982,659    | 1,204,247  | 11       |
| 28,649    | 613,110   | 492,123        | 750,513   | 803,123    | 866,247    | 1,131,473  | 1,148,697  | 12       |

| 브라질       | 이탈리아      | 스페인       | 아르헨티나     | 방글라데시      | 벨기에       | 칠레        | 파키스탄      |          |
|-----------|-----------|-----------|-----------|------------|-----------|-----------|-----------|----------|
| Brazil    | Italy     | Spain     | Argentina | Bangladesh | Belgium   | Chile     | Pakistan  |          |
| 4,883,693 | 4,493,008 | 3,027,371 | 536,361   | 1,238,299  | 3,246,213 | 1,807,484 | 1,018,001 | 2018     |
| 4,809,207 | 3,773,365 | 2,769,854 | 341,475   | 1,282,342  | 2,707,100 | 1,214,356 | 832,713   | 2019     |
| 3,943,638 | 3,221,111 | 2,301,058 | 331,741   | 1,033,331  | 2,753,090 | 866,536   | 1,073,230 | 2020     |
| 4,666,440 | 4,597,179 | 2,846,423 | 390,620   | 1,635,854  | 4,437,677 | 1,574,182 | 1,545,936 | 2021     |
| 4,975,562 | 5,134,155 | 3,235,876 | 528,690   | 2,356,959  | 5,029,457 | 1,510,397 | 1,199,470 | 2022     |
| 4,343,795 | 5,015,821 | 3,336,623 | 445,475   | 1,625,988  | 5,024,979 | 1,246,374 | 918,504   | 2023     |
| 5,254,539 | 4,972,244 | 3,393,271 | 384,843   | 1,298,148  | 4,309,272 | 1,481,192 | 983,904   | 2024     |
| 387,538   | 405,166   | 298,751   | 20,124    | 106,911    | 359,873   | 136,719   | 84,977    | 12. 2023 |
| 421,342   | 374,975   | 266,465   | 18,193    | 156,358    | 320,672   | 167,814   | 135,220   | 1. 2024  |
| 412,914   | 397,816   | 279,535   | 20,133    | 140,816    | 380,643   | 177,127   | 94,943    | 2        |
| 453,972   | 412,676   | 345,869   | 31,736    | 83,335     | 383,855   | 107,911   | 84,916    | 3        |
| 496,120   | 492,733   | 286,328   | 36,874    | 78,287     | 362,426   | 114,374   | 90,319    | 4        |
| 452,050   | 403,652   | 276,879   | 38,631    | 79,372     | 385,099   | 80,007    | 80,246    | 5        |
| 437,407   | 353,746   | 276,971   | 26,488    | 104,279    | 403,008   | 78,542    | 65,817    | 6        |
| 482,531   | 429,985   | 293,642   | 32,805    | 101,782    | 319,696   | 89,706    | 64,548    | 7        |
| 463,951   | 468,904   | 255,091   | 35,465    | 84,051     | 359,938   | 145,693   | 63,292    | 8        |
| 440,469   | 355,042   | 227,772   | 24,486    | 120,899    | 384,546   | 164,516   | 82,413    | 9        |
| 390,033   | 366,222   | 283,416   | 44,067    | 104,845    | 344,596   | 127,961   | 77,540    | 10       |
| 390,258   | 415,575   | 279,944   | 41,516    | 116,763    | 382,727   | 124,494   | 64,152    | 11       |
| 413,492   | 500,919   | 321,359   | 34,449    | 127,363    | 282,065   | 103,046   | 80,498    | 12       |

Note: 1) Since 2023, figures are preliminary.

Source: The Korea International Trade Association.

## 2. 주요국별 수출(계속)<sup>1)</sup>

### Exports by Principal Country (Cont'd)

단위: 1,000달러

In thousand U.S. dollars

|          | 이집트       | 스웨덴       | 남아프리카<br>공화국 | 스리랑카      | 이스라엘      | 튀르키예      | 폴란드       | 키프로스      |
|----------|-----------|-----------|--------------|-----------|-----------|-----------|-----------|-----------|
|          | Egypt     | Sweden    | South Africa | Sri Lanka | Israel    | Türkiye   | Poland    | Cyprus    |
| 2018     | 1,846,769 | 1,046,596 | 1,021,977    | 281,699   | 1,448,112 | 5,980,358 | 4,333,707 | 1,390,752 |
| 2019     | 1,573,207 | 1,070,505 | 834,075      | 235,237   | 1,426,747 | 5,297,808 | 5,314,955 | 42,622    |
| 2020     | 1,215,173 | 921,242   | 666,319      | 172,017   | 1,424,646 | 5,544,537 | 5,639,354 | 30,641    |
| 2021     | 1,681,640 | 1,520,456 | 988,619      | 287,727   | 1,824,093 | 7,025,978 | 6,595,822 | 214,625   |
| 2022     | 1,468,077 | 1,416,953 | 1,144,700    | 190,613   | 2,121,809 | 7,722,957 | 7,858,159 | 205,777   |
| 2023     | 1,334,901 | 1,386,710 | 883,855      | 210,666   | 1,913,666 | 8,988,419 | 9,021,926 | 57,455    |
| 2024     | 1,366,845 | 1,366,364 | 706,856      | 186,394   | 1,820,878 | 9,015,812 | 8,910,261 | 56,070    |
| 2023. 12 | 116,151   | 109,143   | 65,400       | 14,462    | 98,283    | 633,793   | 513,998   | 6,340     |
| 2024. 1  | 108,375   | 120,495   | 59,122       | 17,201    | 110,913   | 795,868   | 756,011   | 5,213     |
| 2        | 111,420   | 117,937   | 56,300       | 11,159    | 109,878   | 808,325   | 495,449   | 3,879     |
| 3        | 119,677   | 138,799   | 66,886       | 12,892    | 137,781   | 919,202   | 555,555   | 3,276     |
| 4        | 113,626   | 122,100   | 55,376       | 21,751    | 131,532   | 912,606   | 712,807   | 5,381     |
| 5        | 110,564   | 123,932   | 52,024       | 12,764    | 124,317   | 750,548   | 608,235   | 5,458     |
| 6        | 87,011    | 118,031   | 72,297       | 13,272    | 147,343   | 602,249   | 771,485   | 4,027     |
| 7        | 109,058   | 110,376   | 64,887       | 17,728    | 139,225   | 717,288   | 968,550   | 3,743     |
| 8        | 95,919    | 145,788   | 59,482       | 12,899    | 161,394   | 644,288   | 837,686   | 3,074     |
| 9        | 147,917   | 92,741    | 50,299       | 13,748    | 168,301   | 673,236   | 1,084,326 | 4,052     |
| 10       | 151,430   | 77,577    | 48,193       | 22,781    | 180,141   | 743,963   | 744,185   | 4,589     |
| 11       | 89,506    | 98,168    | 49,450       | 16,097    | 209,417   | 704,207   | 572,972   | 5,219     |
| 12       | 122,343   | 100,421   | 72,541       | 14,103    | 200,636   | 744,033   | 803,000   | 8,158     |

|          | 이란        | 우즈베키스탄     | 콜롬비아      | 스위스         | 오스트리아     | 노르웨이      | 시리아     | 포르투갈      |
|----------|-----------|------------|-----------|-------------|-----------|-----------|---------|-----------|
|          | Iran      | Uzbekistan | Colombia  | Switzerland | Austria   | Norway    | Syria   | Portugal  |
| 2018     | 2,294,784 | 2,117,451  | 1,011,626 | 496,532     | 1,077,184 | 2,874,937 | 149,346 | 579,368   |
| 2019     | 282,002   | 2,338,438  | 1,143,075 | 588,666     | 864,802   | 1,801,976 | 142,163 | 504,686   |
| 2020     | 186,342   | 1,704,234  | 593,418   | 715,875     | 1,065,983 | 1,462,299 | 51,764  | 669,355   |
| 2021     | 177,469   | 1,879,455  | 898,174   | 855,444     | 1,300,632 | 813,964   | 28,028  | 744,393   |
| 2022     | 195,461   | 2,183,539  | 939,761   | 974,269     | 1,421,087 | 964,698   | 21,467  | 705,325   |
| 2023     | 183,314   | 2,369,872  | 773,878   | 1,124,687   | 1,027,243 | 464,594   | 16,549  | 1,098,967 |
| 2024     | 157,734   | 1,719,976  | 938,729   | 1,160,007   | 1,419,893 | 451,068   | 14,566  | 1,301,764 |
| 2023. 12 | 22,874    | 165,088    | 61,480    | 104,253     | 64,470    | 31,060    | 757     | 64,486    |
| 2024. 1  | 13,570    | 141,822    | 61,646    | 108,253     | 80,705    | 33,345    | 684     | 230,313   |
| 2        | 12,413    | 149,370    | 83,384    | 88,397      | 92,178    | 32,871    | 1,261   | 80,765    |
| 3        | 11,101    | 133,745    | 75,743    | 108,941     | 91,252    | 33,610    | 850     | 75,743    |
| 4        | 9,107     | 144,055    | 73,085    | 124,506     | 99,873    | 24,474    | 469     | 84,767    |
| 5        | 17,444    | 146,461    | 80,377    | 121,433     | 125,404   | 48,844    | 984     | 79,324    |
| 6        | 13,880    | 169,266    | 62,486    | 103,675     | 100,665   | 28,316    | 1,644   | 76,000    |
| 7        | 14,674    | 141,807    | 69,355    | 81,305      | 115,546   | 28,526    | 1,234   | 66,144    |
| 8        | 11,358    | 123,221    | 74,751    | 82,563      | 138,820   | 25,641    | 710     | 197,368   |
| 9        | 13,752    | 141,075    | 81,496    | 55,138      | 130,696   | 32,245    | 1,569   | 202,811   |
| 10       | 13,806    | 151,599    | 91,683    | 77,456      | 189,074   | 35,774    | 2,314   | 71,560    |
| 11       | 11,411    | 143,216    | 86,759    | 92,222      | 184,265   | 31,839    | 2,224   | 78,174    |
| 12       | 15,218    | 134,339    | 97,964    | 116,118     | 71,414    | 95,582    | 622     | 58,795    |

주: 1) 2023년 이후 자료는 잠정치임  
 자료: 한국무역협회

Note: 1) Since 2023, figures are preliminary.  
 Source: The Korea International Trade Association.

### 3. 주요국별 수입<sup>1)</sup>

#### Imports by Principal Country

※ 336페이지 제4표 설명문 참조  
단위: 1,000달러

※ See headnote, table 4, page 337.  
In thousand U.S. dollars

|          | 총액          | 일본         | 미국         | 중국          | 독일         | 사우디<br>아라비아    | 호주         | 인도네시아      | 캐나다        |
|----------|-------------|------------|------------|-------------|------------|----------------|------------|------------|------------|
|          | Total       | Japan      | U.S.A      | China       | Germany    | Saudi Arabia   | Australia  | Indonesia  | Canada     |
| 2018     | 535,202,428 | 54,603,749 | 58,868,313 | 106,488,592 | 20,853,971 | 26,335,761     | 20,718,640 | 11,161,192 | 5,753,279  |
| 2019     | 503,342,947 | 47,580,853 | 61,878,564 | 107,228,736 | 19,936,937 | 21,840,581     | 20,608,238 | 8,819,773  | 5,758,663  |
| 2020     | 467,632,763 | 46,023,036 | 57,492,178 | 108,884,645 | 20,680,918 | 15,979,621     | 18,707,121 | 7,594,696  | 4,414,692  |
| 2021     | 615,093,447 | 54,642,165 | 73,213,414 | 138,628,127 | 21,996,339 | 24,271,348     | 32,917,963 | 10,725,095 | 6,369,776  |
| 2022     | 731,369,657 | 54,711,795 | 81,784,723 | 154,576,314 | 23,614,856 | 41,640,268     | 44,929,397 | 15,734,850 | 8,538,968  |
| 2023     | 642,572,126 | 47,656,468 | 71,272,030 | 142,857,338 | 23,611,170 | 32,762,549     | 32,822,955 | 12,145,901 | 6,194,625  |
| 2024     | 632,100,032 | 47,898,729 | 72,121,396 | 139,867,771 | 22,300,977 | 31,502,205     | 29,956,277 | 12,568,965 | 6,852,727  |
| 2023. 12 | 53,122,854  | 3,920,619  | 6,279,486  | 10,887,275  | 1,908,972  | 2,980,977      | 3,074,843  | 1,106,283  | 556,007    |
| 2024. 1  | 54,474,175  | 3,754,292  | 6,138,690  | 12,396,801  | 1,517,842  | 2,662,200      | 3,308,582  | 1,337,312  | 594,815    |
| 2        | 48,210,988  | 3,722,010  | 5,612,425  | 9,426,721   | 1,732,624  | 2,367,782      | 2,336,243  | 1,066,652  | 554,845    |
| 3        | 52,415,190  | 4,387,229  | 5,974,872  | 11,407,429  | 1,815,963  | 2,608,307      | 2,401,773  | 1,028,617  | 698,797    |
| 4        | 54,814,253  | 4,130,088  | 6,012,384  | 12,424,914  | 1,949,909  | 2,842,864      | 2,974,887  | 1,077,470  | 636,788    |
| 5        | 53,146,033  | 3,443,508  | 6,374,600  | 12,287,615  | 1,976,566  | 3,040,377      | 2,271,405  | 1,084,435  | 424,059    |
| 6        | 49,086,044  | 3,507,812  | 5,495,891  | 10,938,124  | 2,054,904  | 2,405,525      | 2,369,197  | 814,901    | 586,288    |
| 7        | 53,850,545  | 4,107,327  | 7,918,423  | 11,942,676  | 1,974,760  | 2,762,350      | 1,874,732  | 954,868    | 553,685    |
| 8        | 54,053,264  | 3,914,328  | 6,256,968  | 11,482,747  | 1,838,177  | 2,559,808      | 2,745,505  | 1,203,103  | 518,503    |
| 9        | 52,119,854  | 4,085,601  | 5,457,728  | 11,219,436  | 1,893,821  | 2,588,557      | 2,385,734  | 1,108,236  | 685,883    |
| 10       | 54,333,812  | 4,378,169  | 5,967,398  | 12,513,223  | 1,943,378  | 2,528,307      | 2,609,725  | 986,815    | 557,844    |
| 11       | 50,719,115  | 3,991,893  | 5,437,975  | 11,445,316  | 1,626,857  | 2,454,926      | 2,386,186  | 1,032,634  | 547,829    |
| 12       | 54,876,760  | 4,476,472  | 5,474,042  | 12,382,767  | 1,976,176  | 2,681,202      | 2,292,308  | 873,922    | 493,392    |
|          | 이탈리아        | 말레이시아      | 프랑스        | 대만          | 베트남        | 영국             | 싱가포르       | 이란         | 러시아        |
|          | Italy       | Malaysia   | France     | Taiwan      | Vietnam    | United Kingdom | Singapore  | Iran       | Russia     |
| 2018     | 6,302,771   | 10,205,684 | 5,879,163  | 16,738,374  | 19,643,385 | 6,809,491      | 7,974,345  | 4,090,548  | 17,504,050 |
| 2019     | 6,449,282   | 9,279,940  | 5,834,602  | 15,717,684  | 21,071,557 | 4,168,905      | 6,660,476  | 2,134,329  | 14,566,507 |
| 2020     | 6,650,955   | 8,892,564  | 5,880,861  | 17,837,013  | 20,578,589 | 4,370,370      | 8,437,992  | 8,605      | 10,630,194 |
| 2021     | 8,005,754   | 10,456,180 | 6,642,005  | 23,485,813  | 23,965,707 | 5,809,621      | 10,691,293 | 5,690      | 17,356,692 |
| 2022     | 8,356,299   | 15,249,061 | 7,703,991  | 28,274,594  | 26,724,717 | 5,775,250      | 10,347,783 | 11,111     | 14,817,362 |
| 2023     | 8,330,534   | 15,237,142 | 8,065,561  | 24,370,640  | 25,941,782 | 5,147,813      | 11,178,605 | 3,723      | 8,891,986  |
| 2024     | 7,724,472   | 13,981,975 | 8,146,718  | 30,222,478  | 28,440,674 | 4,570,578      | 10,561,353 | 8,875      | 6,872,733  |
| 2023. 12 | 611,014     | 1,344,332  | 804,515    | 1,936,033   | 2,105,050  | 371,604        | 797,607    | 650        | 681,573    |
| 2024. 1  | 665,375     | 1,367,470  | 588,417    | 2,196,900   | 2,653,784  | 258,248        | 986,131    | 757        | 531,098    |
| 2        | 602,869     | 1,116,085  | 544,146    | 2,191,432   | 2,127,306  | 540,493        | 796,749    | 421        | 602,597    |
| 3        | 735,552     | 1,061,580  | 613,426    | 2,129,274   | 2,313,927  | 467,188        | 883,606    | 722        | 557,421    |
| 4        | 688,898     | 1,027,196  | 640,653    | 2,298,421   | 2,249,719  | 369,946        | 861,347    | 426        | 528,178    |
| 5        | 632,277     | 1,015,887  | 615,879    | 2,792,061   | 2,039,540  | 271,729        | 887,766    | 941        | 619,769    |
| 6        | 659,882     | 1,135,521  | 733,378    | 2,175,189   | 2,201,074  | 413,638        | 671,140    | 255        | 453,789    |
| 7        | 701,334     | 1,049,016  | 646,420    | 2,554,719   | 2,492,074  | 381,209        | 908,898    | 1,209      | 502,672    |
| 8        | 583,936     | 1,256,212  | 808,303    | 2,572,950   | 2,589,540  | 350,886        | 911,314    | 1,224      | 897,327    |
| 9        | 599,679     | 1,039,620  | 533,787    | 2,899,249   | 2,447,576  | 482,700        | 816,070    | 1,560      | 589,937    |
| 10       | 685,031     | 1,215,787  | 648,864    | 2,680,260   | 2,551,940  | 331,324        | 1,057,366  | 961        | 552,215    |
| 11       | 547,007     | 1,376,059  | 624,684    | 2,821,011   | 2,319,235  | 305,742        | 732,739    | 132        | 503,175    |
| 12       | 622,631     | 1,321,543  | 1,148,761  | 2,911,012   | 2,454,959  | 397,476        | 1,048,227  | 267        | 534,555    |

주: 1) 2023년 이후 자료는 잠정치임  
자료: 한국무역협회

Note: 1) Since 2023, figures are preliminary.  
Source: The Korea International Trade Association.



3. 주요국별 수입(계속)<sup>1)</sup>

단위: 1,000달러

|          | 아랍에미리트<br>연 합<br>United Arab<br>Emirates | 브라질<br>Brazil      | 스위스<br>Switzerland | 쿠웨이트<br>Kuwait | 네덜란드<br>Netherlands | 오 만<br>Oman      | 남아프리카<br>공화국<br>South Africa | 칠 레<br>Chile                  |
|----------|--|--------------------|--------------------|----------------|---------------------|------------------|------------------------------|-------------------------------|
| 2018     | 9,287,378                                | 3,908,060          | 3,037,455          | 12,794,285     | 6,896,946           | 2,775,072        | 2,356,475                    | 4,474,551                     |
| 2019     | 8,991,147                                | 4,295,597          | 2,979,725          | 10,771,088     | 4,195,815           | 2,675,102        | 2,185,675                    | 3,959,509                     |
| 2020     | 5,692,741                                | 4,237,366          | 2,748,948          | 5,827,875      | 6,229,994           | 2,176,821        | 1,692,102                    | 3,543,256                     |
| 2021     | 7,318,737                                | 6,621,717          | 3,360,381          | 8,253,946      | 9,163,078           | 3,000,551        | 2,620,975                    | 4,859,460                     |
| 2022     | 15,492,751                               | 7,930,236          | 3,243,517          | 12,401,897     | 8,130,459           | 5,306,465        | 3,769,503                    | 6,801,722                     |
| 2023     | 16,422,761                               | 6,724,277          | 3,235,614          | 9,658,962      | 8,061,948           | 5,365,275        | 3,489,441                    | 7,572,012                     |
| 2024     | 17,988,201                               | 7,297,996          | 3,507,542          | 8,786,847      | 8,176,755           | 5,659,124        | 2,629,321                    | 4,953,833                     |
| 2023. 12 | 1,540,092                                | 494,994            | 289,170            | 660,489        | 927,417             | 514,441          | 231,472                      | 422,182                       |
| 2024. 1  | 1,880,677                                | 680,258            | 281,670            | 800,381        | 288,616             | 472,469          | 221,256                      | 280,609                       |
| 2        | 1,379,153                                | 662,164            | 261,348            | 890,079        | 564,400             | 518,814          | 288,088                      | 552,855                       |
| 3        | 1,844,291                                | 450,516            | 287,511            | 652,287        | 692,048             | 392,124          | 162,351                      | 464,657                       |
| 4        | 1,995,393                                | 650,669            | 354,205            | 629,223        | 468,368             | 604,562          | 200,410                      | 412,977                       |
| 5        | 1,282,991                                | 654,813            | 290,400            | 751,548        | 539,538             | 506,990          | 298,667                      | 573,404                       |
| 6        | 1,633,218                                | 283,156            | 272,641            | 685,221        | 721,330             | 373,638          | 174,651                      | 414,570                       |
| 7        | 1,253,172                                | 627,358            | 327,340            | 651,177        | 264,057             | 362,362          | 126,364                      | 420,022                       |
| 8        | 1,471,821                                | 413,218            | 264,142            | 1,020,457      | 394,462             | 506,465          | 138,104                      | 357,075                       |
| 9        | 1,335,518                                | 636,443            | 270,839            | 664,092        | 1,217,287           | 511,692          | 200,657                      | 488,136                       |
| 10       | 1,496,698                                | 869,201            | 300,220            | 781,849        | 519,018             | 437,907          | 237,095                      | 370,206                       |
| 11       | 1,435,526                                | 551,543            | 313,633            | 660,130        | 1,067,267           | 522,308          | 245,818                      | 258,613                       |
| 12       | 979,744                                  | 818,658            | 283,592            | 600,404        | 1,440,366           | 449,793          | 335,862                      | 360,711                       |
|          | 벨기에<br>Belgium                           | 필리핀<br>Philippines | 핀란드<br>Finland     | 덴마크<br>Denmark | 에콰도르<br>Ecuador     | 오스트리아<br>Austria | 카타르<br>Qatar                 | 파푸아뉴기니<br>Papua New<br>Guinea |
| 2018     | 1,496,229                                | 3,569,396          | 1,348,951          | 793,020        | 116,893             | 1,810,162        | 16,293,627                   | 319,036                       |
| 2019     | 1,322,555                                | 3,658,008          | 1,116,595          | 892,900        | 250,479             | 1,553,388        | 13,036,553                   | 383,272                       |
| 2020     | 1,551,780                                | 3,085,957          | 849,481            | 935,779        | 90,561              | 1,627,717        | 7,562,141                    | 535,714                       |
| 2021     | 3,424,156                                | 3,893,738          | 881,614            | 1,069,554      | 207,462             | 1,964,429        | 11,611,066                   | 689,971                       |
| 2022     | 3,129,903                                | 5,177,612          | 1,166,329          | 1,056,141      | 210,303             | 2,172,558        | 16,567,203                   | 1,684,405                     |
| 2023     | 1,944,251                                | 4,645,089          | 995,637            | 1,019,994      | 196,087             | 1,916,298        | 14,998,929                   | 1,033,739                     |
| 2024     | 1,537,411                                | 4,430,596          | 862,765            | 1,209,752      | 284,868             | 1,629,251        | 14,210,989                   | 1,001,642                     |
| 2023. 12 | 113,420                                  | 373,077            | 68,510             | 90,131         | 3,657               | 128,950          | 1,058,792                    | 83,191                        |
| 2024. 1  | 107,026                                  | 398,092            | 80,949             | 78,664         | 4,880               | 77,798           | 1,195,179                    | 78,480                        |
| 2        | 112,108                                  | 397,703            | 54,825             | 75,832         | 91,637              | 77,505           | 1,147,419                    | 13,651                        |
| 3        | 103,804                                  | 421,856            | 65,450             | 86,050         | 8,103               | 145,371          | 1,081,927                    | 40,426                        |
| 4        | 111,236                                  | 465,973            | 79,391             | 83,156         | 8,748               | 144,326          | 1,495,179                    | 62,961                        |
| 5        | 171,487                                  | 357,150            | 56,372             | 107,775        | 12,020              | 152,970          | 1,153,932                    | 52,039                        |
| 6        | 106,355                                  | 314,716            | 65,519             | 91,447         | 13,765              | 153,161          | 1,255,912                    | 70,463                        |
| 7        | 102,358                                  | 380,005            | 74,983             | 109,151        | 13,758              | 97,879           | 1,174,606                    | 60,738                        |
| 8        | 101,512                                  | 357,102            | 68,964             | 103,171        | 97,854              | 140,373          | 1,213,028                    | 90,617                        |
| 9        | 277,357                                  | 379,433            | 71,319             | 156,261        | 8,362               | 124,857          | 1,039,266                    | 121,386                       |
| 10       | 129,899                                  | 385,331            | 100,682            | 101,847        | 5,981               | 153,450          | 1,288,514                    | 151,699                       |
| 11       | 80,098                                   | 294,058            | 65,681             | 106,210        | 9,547               | 187,896          | 974,279                      | 82,696                        |
| 12       | 134,172                                  | 279,178            | 78,629             | 110,188        | 10,214              | 173,665          | 1,191,749                    | 176,485                       |

주: 1) 2023년 이후 자료는 잠정치임  
자료: 한국무역협회



3. Imports by Principal Country (Cont'd) <sup>1)</sup>

In thousand U.S. dollars

| 스페인       | 뉴질랜드        | 홍콩        | 태국        | 스웨덴       | 파나마     | 인도        | 예멘     |          |
|-----------|-------------|-----------|-----------|-----------|---------|-----------|--------|----------|
| Spain     | New Zealand | Hong Kong | Thailand  | Sweden    | Panama  | India     | Yemen  |          |
| 2,504,152 | 1,380,038   | 1,997,322 | 5,582,443 | 1,861,577 | 153,026 | 5,884,707 | 53,330 | 2018     |
| 2,651,355 | 1,299,866   | 1,779,542 | 5,317,602 | 1,744,362 | 86,767  | 5,565,259 | 43,173 | 2019     |
| 1,929,173 | 1,181,683   | 1,540,394 | 5,196,533 | 1,722,632 | 271,541 | 4,900,726 | 39,946 | 2020     |
| 2,407,228 | 1,541,083   | 2,247,389 | 7,014,746 | 2,047,238 | 457,945 | 8,056,034 | 48,370 | 2021     |
| 2,590,359 | 1,856,416   | 1,877,605 | 7,876,692 | 1,942,882 | 593,492 | 8,897,104 | 56,531 | 2022     |
| 2,491,014 | 1,740,477   | 1,831,871 | 7,366,589 | 2,098,577 | 329,359 | 6,728,362 | 36,463 | 2023     |
| 2,414,471 | 1,620,664   | 2,256,275 | 7,173,754 | 1,942,262 | 146,961 | 6,434,076 | 37,017 | 2024     |
| 282,638   | 116,687     | 130,152   | 579,304   | 206,270   | 29,112  | 540,284   | 2,672  | 12. 2023 |
| 187,035   | 152,919     | 189,043   | 551,771   | 126,773   | 12,544  | 543,975   | 1,982  | 1. 2024  |
| 167,505   | 138,876     | 222,994   | 554,790   | 149,402   | 3,753   | 557,388   | 4,157  | 2        |
| 200,872   | 103,375     | 291,246   | 601,679   | 198,419   | 2,700   | 497,626   | 1,677  | 3        |
| 250,498   | 202,314     | 376,345   | 635,015   | 131,976   | 2,014   | 520,096   | 1,995  | 4        |
| 203,042   | 145,096     | 141,282   | 608,561   | 174,537   | 1,836   | 478,546   | 6,270  | 5        |
| 208,036   | 165,726     | 91,409    | 620,336   | 182,977   | 1,592   | 518,149   | 3,013  | 6        |
| 234,665   | 152,541     | 103,876   | 683,549   | 165,846   | 16,030  | 570,946   | 3,516  | 7        |
| 211,040   | 140,594     | 235,626   | 618,702   | 144,191   | 19,592  | 585,112   | 3,554  | 8        |
| 224,534   | 103,446     | 102,315   | 572,159   | 182,671   | 50,964  | 427,713   | 5,075  | 9        |
| 200,361   | 127,449     | 127,386   | 574,879   | 145,040   | 3,275   | 544,803   | 2,936  | 10       |
| 155,538   | 94,332      | 243,694   | 587,340   | 134,795   | 2,700   | 554,900   | 765    | 11       |
| 171,347   | 93,997      | 131,060   | 564,972   | 205,635   | 29,961  | 634,821   | 2,078  | 12       |

| 파키스탄     | 멕시코       | 아일랜드      | 바레인     | 이집트       | 이스라엘      | 노르웨이      | 튀르키예      |          |
|----------|-----------|-----------|---------|-----------|-----------|-----------|-----------|----------|
| Pakistan | Mexico    | Ireland   | Bahrain | Egypt     | Israel    | Norway    | Türkiye   |          |
| 379,953  | 5,090,068 | 1,171,924 | 562,955 | 312,645   | 1,271,467 | 1,629,754 | 1,188,879 | 2018     |
| 418,831  | 6,159,866 | 1,188,611 | 513,918 | 282,013   | 901,205   | 1,325,357 | 1,189,057 | 2019     |
| 226,223  | 6,355,879 | 1,145,314 | 419,215 | 345,511   | 1,077,747 | 1,543,968 | 1,317,083 | 2020     |
| 328,171  | 7,888,878 | 1,209,110 | 673,762 | 646,127   | 1,600,025 | 2,918,614 | 1,237,118 | 2021     |
| 487,122  | 8,577,372 | 1,377,224 | 914,397 | 1,691,309 | 1,603,364 | 1,954,243 | 1,389,347 | 2022     |
| 257,411  | 7,630,719 | 1,456,639 | 499,422 | 630,378   | 1,542,813 | 1,363,639 | 1,438,599 | 2023     |
| 297,664  | 7,513,664 | 1,441,166 | 398,371 | 201,603   | 1,266,728 | 1,396,138 | 1,275,384 | 2024     |
| 16,908   | 766,125   | 142,793   | 15,809  | 4,983     | 110,017   | 112,422   | 94,465    | 12. 2023 |
| 28,207   | 772,453   | 100,769   | 13,001  | 58,401    | 120,357   | 101,888   | 132,764   | 1. 2024  |
| 29,547   | 421,862   | 109,556   | 20,543  | 88,467    | 110,473   | 144,520   | 82,477    | 2        |
| 19,349   | 427,342   | 168,752   | 18,120  | 4,967     | 89,920    | 99,660    | 112,623   | 3        |
| 43,341   | 633,885   | 97,905    | 56,410  | 5,961     | 108,938   | 103,228   | 134,792   | 4        |
| 23,454   | 662,544   | 155,087   | 10,626  | 4,666     | 102,777   | 119,541   | 97,090    | 5        |
| 23,341   | 526,469   | 88,074    | 46,038  | 4,360     | 95,799    | 89,746    | 118,359   | 6        |
| 19,338   | 880,201   | 115,531   | 59,210  | 6,932     | 89,241    | 96,251    | 95,616    | 7        |
| 15,910   | 729,860   | 157,851   | 23,914  | 5,127     | 118,846   | 160,081   | 121,922   | 8        |
| 29,529   | 527,270   | 123,986   | 45,046  | 5,466     | 96,899    | 91,025    | 103,870   | 9        |
| 18,314   | 569,706   | 149,256   | 26,446  | 6,302     | 81,758    | 101,019   | 92,074    | 10       |
| 31,485   | 591,062   | 84,251    | 22,434  | 3,879     | 130,278   | 157,368   | 97,459    | 11       |
| 15,849   | 771,012   | 90,149    | 56,582  | 7,077     | 121,442   | 131,811   | 86,339    | 12       |

Note: 1) Since 2023, figures are preliminary.

Source: The Korea International Trade Association.

4. 품 목 별 수 출 입 <sup>1)</sup>

※ 계상시점은 신고수리일 기준이고 수출은 FOB, 수입은 CIF 가격에 의하여 무환무역을 포함하고 화폐 금, 금화 등 제외하고 HS로 분류 할 수 있는 모든 상품을 포함. 상품에 관한 자료는 「제4차 개정 SITC」를 기준으로 하여 작성함

단위: 100만 달러

|          | 총 액       | 식품 및 산동물              | 음료 및 담배               | 비식용원재료<br>(연료 제외)                           | 광물성 연료, 윤활유<br>및 관련물질                              |
|----------|-----------|-----------------------|-----------------------|---|--|
|          | Total     | Food and live animals | Beverages and tobacco | Crude materials, inedible<br>(except fuels) | Mineral fuels, lubricants<br>and related materials |
| 수 출      |           |                       |                       |   |  |
| 2018     | 604,859.7 | 5,697.1               | 1,778.2               | 7,075.4                                     | 47,989.1   |
| 2019     | 542,232.6 | 5,999.3               | 1,780.3               | 6,347.4                                     | 42,178.9   |
| 2020     | 512,498.0 | 6,413.9               | 1,784.5               | 6,155.0                                     | 25,443.6   |
| 2021     | 644,400.4 | 7,545.2               | 1,777.9               | 9,341.8                                     | 40,011.9   |
| 2022     | 683,584.8 | 7,892.8               | 1,873.2               | 8,834.2                                     | 64,751.2   |
| 2023     | 632,225.8 | 8,062.0               | 2,021.1               | 7,973.7                                     | 54,042.1   |
| 2024     | 683,691.6 | 8,535.2               | 2,231.7               | 7,876.7                                     | 52,595.4   |
| 2023. 12 | 57,573.2  | 716.4                 | 145.0                 | 706.7                                       | 4,641.5  |
| 2024. 1  | 54,726.9  | 668.7                 | 138.0                 | 649.1                                       | 4,965.0  |
| 2        | 52,098.6  | 642.1                 | 160.6                 | 626.6                                       | 4,589.5  |
| 3        | 56,518.7  | 675.7                 | 176.4                 | 635.8                                       | 4,878.4  |
| 4        | 56,150.5  | 752.1                 | 203.5                 | 677.7                                       | 4,524.0  |
| 5        | 58,017.7  | 707.9                 | 183.7                 | 671.7                                       | 4,762.9  |
| 6        | 57,342.7  | 646.1                 | 201.9                 | 680.8                                       | 3,866.7  |
| 7        | 57,460.8  | 711.1                 | 219.3                 | 678.8                                       | 4,683.1  |
| 8        | 57,644.6  | 683.9                 | 182.6                 | 627.6                                       | 4,604.3  |
| 9        | 58,551.4  | 683.8                 | 199.1                 | 656.9                                       | 4,165.9  |
| 10       | 57,508.0  | 801.8                 | 181.8                 | 643.4                                       | 3,617.9  |
| 11       | 56,302.8  | 777.5                 | 191.6                 | 619.5                                       | 3,834.7  |
| 12       | 61,369.0  | 784.3                 | 193.1                 | 708.8                                       | 4,103.1  |
| 수 입      |           |                       |                       |   |  |
| 2018     | 535,202.4 | 27,204.5              | 1,558.4               | 31,193.5                                    | 146,953.2  |
| 2019     | 503,342.9 | 27,382.8              | 1,348.5               | 29,993.3                                    | 127,340.9  |
| 2020     | 467,632.8 | 27,554.6              | 1,343.7               | 28,928.9                                    | 86,562.9   |
| 2021     | 615,093.4 | 32,592.9              | 1,597.9               | 42,944.9                                    | 137,572.2  |
| 2022     | 731,369.7 | 37,807.5              | 1,781.3               | 41,508.6                                    | 218,678.7  |
| 2023     | 642,572.1 | 34,942.7              | 1,791.8               | 35,408.7                                    | 171,354.4  |
| 2024     | 632,100.0 | 34,311.4              | 1,755.4               | 34,173.8                                    | 162,154.8  |
| 2023. 12 | 53,122.9  | 2,762.2               | 133.3                 | 2,786.3                                     | 15,606.7   |
| 2024. 1  | 54,474.2  | 3,240.5               | 154.2                 | 2,968.9                                     | 15,701.0   |
| 2        | 48,211.0  | 2,525.3               | 155.7                 | 2,528.7                                     | 13,927.6   |
| 3        | 52,415.2  | 2,913.4               | 147.4                 | 2,528.6                                     | 13,238.4   |
| 4        | 54,814.3  | 3,123.7               | 161.6                 | 3,115.6                                     | 14,434.7   |
| 5        | 53,146.0  | 2,961.2               | 152.8                 | 3,153.9                                     | 13,859.0   |
| 6        | 49,086.0  | 2,714.6               | 133.5                 | 2,799.1                                     | 12,258.8   |
| 7        | 53,850.5  | 2,934.8               | 148.3                 | 3,123.2                                     | 13,051.3   |
| 8        | 54,053.3  | 2,786.1               | 137.6                 | 2,828.7                                     | 14,808.4   |
| 9        | 52,119.9  | 2,606.9               | 135.8                 | 3,001.9                                     | 12,448.2   |
| 10       | 54,333.8  | 3,071.2               | 150.3                 | 2,869.6                                     | 13,130.6   |
| 11       | 50,719.1  | 2,682.5               | 134.0                 | 2,503.1                                     | 12,527.0   |
| 12       | 54,876.8  | 2,751.4               | 144.2                 | 2,752.6                                     | 12,769.7   |

주: 1) 2023년 이후 자료는 잠정치임

자료: 한국무역협회

4. Exports and Imports by Item <sup>1)</sup>

※ Statistical counting is based on a date when imports and exports are registered. The valuation methods of FOB and CIF were used for exports and imports, respectively, which include exports or imports without exchange. Any goods that can be classified under HS is covered, which excludes monetary gold, gold bullion coins, etc. The SITC Rev. 4 was used to prepare data related to goods.

In million U.S dollars

| 동식물성 유지<br>및 왁스<br>Animal and<br>vegetable oils, fats<br>and waxes | 화학물 및<br>관련제품<br>Chemicals and related<br>products, n.e.s. | 재료별 제조제품<br>Manufactured<br>goods classified<br>chiefly by material | 기계 및 운수장비<br>Machinery and<br>transport equipment | 기타 제조제품<br>Miscellaneous<br>manufactured<br>articles | 달리분류되지않은<br>상품 및 취급물<br>Commodities and<br>transactions not<br>classified elsewhere<br>in the SKTC |          |
|--|--|---|---|--|--|----------|
| Exports  |  |   |   |  |  |          |
| 61.4   | 80,688.1   | 73,907.4  | 345,362.4   | 41,597.6   | 702.9  | 2018     |
| 67.4   | 74,006.8   | 68,639.6  | 305,237.8   | 36,933.2   | 1,041.9  | 2019     |
| 89.9   | 74,197.8   | 61,892.5  | 293,143.1   | 41,493.7   | 1,884.0  | 2020     |
| 109.2  | 101,027.9  | 79,570.5  | 355,978.3   | 48,221.1   | 816.6  | 2021     |
| 126.2  | 106,193.4  | 81,985.0  | 346,892.9   | 63,621.5   | 1,414.3  | 2022     |
| 144.6  | 95,226.5   | 73,808.3  | 337,843.0   | 51,459.3   | 1,645.1  | 2023     |
| 201.2  | 94,429.9   | 72,343.4  | 383,927.7   | 60,125.6   | 1,424.7  | 2024     |
| 11.1   | 7,504.2  | 5,813.5   | 33,495.7  | 4,471.7  | 67.5   | 12. 2023 |
| 4.2  | 7,931.2  | 5,956.1   | 30,029.1  | 4,293.8  | 91.5   | 1. 2024  |
| 11.4   | 7,744.7  | 5,697.0   | 28,670.4  | 3,877.3  | 79.0   | 2        |
| 12.3   | 7,881.3  | 5,963.4   | 31,792.7  | 4,417.0  | 85.6   | 3        |
| 9.7  | 8,417.0  | 6,082.1   | 30,615.1  | 4,725.7  | 143.5  | 4        |
| 16.2   | 8,121.2  | 6,449.0   | 32,096.4  | 4,812.2  | 196.5  | 5        |
| 20.0   | 7,728.2  | 5,871.9   | 33,006.4  | 5,189.9  | 130.9  | 6        |
| 32.2   | 8,074.4  | 6,379.3   | 31,103.6  | 5,367.6  | 211.2  | 7        |
| 22.1   | 7,951.1  | 6,029.2   | 31,684.3  | 5,707.5  | 152.0  | 8        |
| 22.4   | 7,574.8  | 5,828.1   | 33,249.2  | 6,059.2  | 111.9  | 9        |
| 13.7   | 7,857.6  | 6,048.6   | 33,341.7  | 4,948.5  | 53.0   | 10       |
| 8.2  | 7,427.3  | 5,886.0   | 32,388.0  | 5,110.4  | 59.5   | 11       |
| 28.8   | 7,721.2  | 6,152.5   | 35,950.8  | 5,616.4  | 110.0  | 12       |
| Imports  |  |   |   |  |  |          |
| 1,174.0  | 55,153.5   | 51,957.1  | 166,174.5   | 52,726.6   | 1,107.1  | 2018     |
| 1,191.0  | 52,064.6   | 50,493.8  | 162,641.6   | 49,819.5   | 1,066.8  | 2019     |
| 1,299.1  | 51,007.6   | 45,886.3  | 173,584.8   | 50,424.1   | 1,041.0  | 2020     |
| 2,136.1  | 65,649.7   | 62,616.8  | 207,492.7   | 59,785.6   | 2,704.7  | 2021     |
| 2,573.8  | 75,968.1   | 64,100.5  | 221,751.5   | 66,022.0   | 1,177.8  | 2022     |
| 2,029.0  | 70,857.4   | 57,066.3  | 205,463.8   | 62,631.8   | 1,026.3  | 2023     |
| 1,873.4  | 62,025.5   | 56,547.1  | 213,743.1   | 63,149.8   | 2,365.6  | 2024     |
| 235.1  | 5,172.3  | 4,340.1   | 17,004.2  | 4,958.9  | 123.8  | 12. 2023 |
| 125.8  | 5,219.5  | 4,723.0   | 16,804.6  | 5,383.3  | 153.4  | 1. 2024  |
| 139.8  | 4,620.8  | 4,141.9   | 15,577.0  | 4,506.8  | 87.5   | 2        |
| 163.6  | 5,750.8  | 4,827.8   | 17,544.4  | 5,081.9  | 218.8  | 3        |
| 182.1  | 5,387.6  | 5,120.8   | 17,562.0  | 5,297.1  | 429.1  | 4        |
| 167.5  | 5,521.5  | 5,095.6   | 17,203.2  | 4,892.4  | 138.9  | 5        |
| 155.4  | 4,901.4  | 4,500.3   | 16,787.7  | 4,734.4  | 100.8  | 6        |
| 158.8  | 5,359.9  | 4,775.0   | 18,648.2  | 5,524.3  | 126.7  | 7        |
| 171.9  | 5,428.4  | 4,659.1   | 17,397.8  | 5,505.7  | 329.7  | 8        |
| 142.3  | 5,139.2  | 4,396.1   | 18,405.3  | 5,661.1  | 183.0  | 9        |
| 171.8  | 5,056.2  | 4,760.0   | 19,106.5  | 5,786.7  | 230.8  | 10       |
| 125.3  | 4,678.5  | 4,662.8   | 18,120.6  | 5,061.5  | 223.8  | 11       |
| 169.2  | 4,961.7  | 4,884.5   | 20,585.8  | 5,714.7  | 143.1  | 12       |

Note: 1) Since 2023, figures are preliminary.

Source: The Korea International Trade Association.

5. 국 제 수 지 <sup>1)2)</sup>

단위: 100만 달러

|          | 경 상 수 지         | 상 품 수 지          |           |           | 서 비 스 수 지           |           |           | 본 원 소 득 수 지               | 이 전 소 득 수 지                 |
|----------|-----------------|------------------|-----------|-----------|---------------------|-----------|-----------|---------------------------|-----------------------------|
|          |                 | 수 출              | 수 입       |           | 수 입                 | 지 급       |           |                           |                             |
|          | Current account | Balance of goods | Exports   | Imports   | Balance of services | Credit    | Debit     | Balance of primary income | Balance of secondary income |
| 2010     | 27,950.5        | 47,932.3         | 463,834.7 | 415,902.4 | -13,972.8           | 82,948.7  | 96,921.5  | -692.5                    | -5,316.5                    |
| 2011     | 16,638.2        | 28,014.3         | 587,213.0 | 559,198.7 | -12,056.5           | 90,559.7  | 102,616.2 | 5,396.0                   | -4,715.6                    |
| 2012     | 48,790.6        | 48,589.3         | 603,664.8 | 555,075.5 | -5,057.5            | 103,134.3 | 108,191.8 | 10,732.9                  | -5,474.1                    |
| 2013     | 77,258.9        | 80,259.0         | 618,393.3 | 538,134.3 | -6,328.8            | 103,324.2 | 109,653.0 | 7,518.0                   | -4,189.3                    |
| 2014     | 83,029.6        | 86,145.0         | 613,396.5 | 527,251.5 | -3,290.1            | 111,902.3 | 115,192.4 | 5,159.4                   | -4,984.7                    |
| 2015     | 105,118.6       | 120,275.0        | 543,082.5 | 422,807.5 | -14,625.8           | 97,498.6  | 112,124.4 | 4,454.6                   | -4,985.2                    |
| 2016     | 97,923.7        | 116,461.7        | 511,926.1 | 395,464.4 | -17,338.4           | 94,809.1  | 112,147.5 | 4,567.1                   | -5,766.7                    |
| 2017     | 75,230.9        | 113,592.9        | 580,310.2 | 466,717.3 | -36,734.1           | 89,701.3  | 126,435.4 | 5,336.9                   | -6,964.8                    |
| 2018     | 77,466.5        | 110,086.8        | 626,266.5 | 516,179.7 | -29,369.4           | 103,677.5 | 133,046.9 | 4,901.9                   | -8,152.8                    |
| 2019     | 59,676.1        | 79,812.1         | 556,667.9 | 476,855.8 | -26,845.3           | 103,838.9 | 130,684.2 | 12,856.0                  | -6,146.7                    |
| 2020     | 75,902.2        | 80,604.8         | 517,909.3 | 437,304.5 | -14,670.1           | 89,595.7  | 104,265.8 | 13,486.9                  | -3,519.4                    |
| 2021     | 85,228.2        | 75,730.9         | 649,475.2 | 573,744.3 | -5,286.7            | 119,948.5 | 125,235.2 | 19,444.9                  | -4,660.9                    |
| 2022     | 25,828.6        | 15,620.0         | 694,324.1 | 678,704.1 | -7,253.1            | 131,636.8 | 138,889.9 | 20,347.1                  | -2,885.4                    |
| 2023     | 35,488.2        | 34,092.4         | 645,048.1 | 610,955.7 | -25,660.0           | 124,486.0 | 150,146.0 | 31,605.3                  | -4,549.5                    |
| 2022. 11 | -1,323.6        | -1,005.4         | 52,849.2  | 53,854.6  | -735.5              | 10,461.5  | 11,197.0  | 567.0                     | -149.7                      |
| 12       | 2,307.1         | -455.1           | 55,748.0  | 56,203.1  | -2,607.6            | 11,116.4  | 13,724.0  | 5,613.2                   | -243.4                      |
| 2023. 1  | -4,204.8        | -7,349.7         | 48,128.8  | 55,478.5  | -3,357.8            | 9,249.8   | 12,607.6  | 6,669.5                   | -166.8                      |
| 2        | -1,325.9        | -1,250.4         | 50,662.8  | 51,913.2  | -2,263.1            | 9,874.7   | 12,137.8  | 2,503.2                   | -315.6                      |
| 3        | -429.4          | -1,181.0         | 56,582.6  | 57,763.6  | -1,970.5            | 9,991.2   | 11,961.7  | 3,080.3                   | -358.2                      |
| 4        | -1,372.7        | 612.5            | 49,284.7  | 48,672.2  | -1,165.0            | 9,759.6   | 10,924.6  | -742.5                    | -77.7                       |
| 5        | 2,300.8         | 1,883.6          | 53,055.4  | 51,171.8  | -907.6              | 11,487.2  | 12,394.8  | 1,719.2                   | -394.4                      |
| 6        | 6,177.8         | 3,913.3          | 54,133.0  | 50,219.7  | -2,638.4            | 10,374.8  | 13,013.2  | 5,258.5                   | -355.6                      |
| 7        | 4,113.9         | 4,427.5          | 50,247.2  | 45,819.7  | -2,572.1            | 10,172.3  | 12,744.4  | 3,356.3                   | -1,097.8                    |
| 8        | 5,412.7         | 5,201.4          | 53,668.9  | 48,467.5  | -1,549.5            | 11,010.6  | 12,560.1  | 1,879.0                   | -118.2                      |
| 9        | 6,072.7         | 7,486.3          | 56,102.5  | 48,616.2  | -3,209.9            | 9,163.7   | 12,373.6  | 2,180.4                   | -384.1                      |
| 10       | 7,437.8         | 5,433.3          | 57,779.9  | 52,346.6  | -1,279.8            | 11,035.3  | 12,315.1  | 3,358.5                   | -74.2                       |
| 11       | 3,890.7         | 6,878.2          | 56,398.4  | 49,520.2  | -2,210.9            | 10,973.7  | 13,184.6  | -116.6                    | -660.0                      |
| 12       | 7,414.6         | 8,037.4          | 59,003.9  | 50,966.5  | -2,535.4            | 11,393.1  | 13,928.5  | 2,459.5                   | -546.9                      |
| 2024. 1  | 3,045.7         | 4,240.4          | 55,224.2  | 50,983.8  | -2,656.8            | 10,983.6  | 13,640.4  | 1,616.0                   | -153.9                      |
| 2        | 6,858.3         | 6,607.9          | 52,162.0  | 45,554.1  | -1,773.0            | 11,062.2  | 12,835.2  | 2,439.5                   | -416.1                      |
| 3        | 6,931.4         | 8,092.6          | 58,273.4  | 50,180.8  | -2,431.3            | 10,492.1  | 12,923.4  | 1,827.3                   | -557.2                      |
| 4        | -285.2          | 5,111.4          | 58,172.6  | 53,061.2  | -1,663.9            | 11,208.9  | 12,872.8  | -3,370.6                  | -362.1                      |
| 5        | 8,922.5         | 8,751.5          | 58,953.5  | 50,202.0  | -1,285.6            | 12,025.1  | 13,310.7  | 1,764.3                   | -307.7                      |
| 6        | 12,563.8        | 11,741.8         | 58,991.5  | 47,249.7  | -1,596.5            | 11,208.4  | 12,804.9  | 2,712.0                   | -293.5                      |
| 7        | 8,966.0         | 8,328.5          | 58,448.8  | 50,120.3  | -2,378.4            | 11,874.2  | 14,252.6  | 3,146.5                   | -130.6                      |
| 8        | 6,517.6         | 6,516.1          | 57,373.6  | 50,857.5  | -1,231.7            | 12,803.5  | 14,035.2  | 1,690.2                   | -457.0                      |
| 9        | 10,940.4        | 10,486.2         | 61,455.7  | 50,969.5  | -2,243.8            | 10,922.6  | 13,166.4  | 3,086.5                   | -388.5                      |
| 10       | 9,783.6         | 8,118.9          | 60,077.8  | 51,958.9  | -1,734.2            | 12,261.5  | 13,995.7  | 3,446.9                   | -48.0                       |
| 11       | 9,299.4         | 9,752.3          | 57,100.6  | 47,348.3  | -2,094.3            | 11,743.7  | 13,838.0  | 1,938.8                   | -297.4                      |

주: 1) 새로운 국제기준(BPM6) 이행 결과(가공무역 계상방법 변경 및 재투자수익 반영, 포괄범위 변경 등) 과거 시계열이 수정됨

2) 2023년 이후 자료는 잠정치임

3) 순자산 기준(자산·부채 증가는(+), 자산·부채 감소는(-))

자료: 한국은행 경제통계국 국제수지팀

5. Balance of Payments <sup>1)2)</sup>

In million U.S. dollars

| 금융계정 <sup>3)</sup> | 직접투자              | 증권투자                    | 파생금융상품<br>(순자산)<br>Financial<br>derivatives, Net<br>assets | 기타투자             | 준비자산           | 자본수지            |          |
|--------------------|-------------------|-------------------------|--|------------------|----------------|-----------------|----------|
| Financial account  | Direct investment | Portfolio<br>investment |  | Other investment | Reserve assets | Capital account |          |
| 21,520.5           | 18,724.2          | -42,364.7               | -828.9   | 19,019.3         | 26,970.6       | -63.2           | 2010     |
| 22,920.3           | 19,874.7          | -13,142.7               | 1,031.3  | 1,204.2          | 13,952.8       | -112.0          | 2011     |
| 48,389.3           | 21,102.8          | -6,747.8                | -2,627.8   | 23,477.6         | 13,184.5       | -41.7           | 2012     |
| 78,539.3           | 15,551.2          | 9,344.5                 | -4,410.3   | 41,757.8         | 16,296.1       | -27.0           | 2013     |
| 86,507.8           | 18,724.9          | 30,608.9                | -3,826.9   | 23,115.1         | 17,885.8       | -8.9            | 2014     |
| 102,957.2          | 19,583.0          | 49,529.8                | 1,791.3  | 20,000.5         | 12,052.6       | -60.2           | 2015     |
| 99,925.3           | 17,785.2          | 66,970.2                | -3,440.1   | 10,994.8         | 7,615.2        | -46.2           | 2016     |
| 84,516.4           | 16,156.5          | 57,853.0                | -8,253.3   | 14,403.1         | 4,357.1        | -26.8           | 2017     |
| 76,473.4           | 26,037.8          | 47,420.7                | -1,502.4   | -12,978.4        | 17,495.7       | 316.7           | 2018     |
| 59,026.9           | 25,604.7          | 42,377.0                | 6,233.2  | -16,654.2        | 1,466.2        | -169.3          | 2019     |
| 81,382.7           | 26,067.5          | 41,744.8                | 4,871.3  | -8,692.4         | 17,391.5       | -386.3          | 2020     |
| 78,490.6           | 43,940.2          | 19,361.2                | -59.4  | 400.1            | 14,848.5       | -155.3          | 2021     |
| 27,062.5           | 40,754.3          | 25,825.9                | 7,441.1  | -19,071.7        | -27,887.1      | 0.7             | 2022     |
| 32,392.9           | 19,362.2          | 7,446.7                 | -475.0   | 9,643.6          | -3,584.6       | 42.3            | 2023     |
| -268.7             | 1,541.6           | 2,578.3                 | 505.4  | -3,251.8         | -1,642.2       | -135.4          | 11. 2022 |
| 2,992.1            | 1,238.9           | 7,434.6                 | 60.8   | -9,635.1         | 3,892.9        | 15.8            | 12       |
| -1,594.3           | 885.3             | -3,095.4                | -1,472.5   | -2,324.0         | 4,412.3        | 10.7            | 1. 2023  |
| 3,261.3            | 3,495.8           | 1,136.1                 | -1,377.6   | 1,598.0          | -1,591.0       | -0.6            | 2        |
| -1,461.0           | 3,005.1           | 6,398.3                 | 1,042.7  | -10,760.5        | -1,146.6       | -37.8           | 3        |
| -5,222.2           | 1,540.3           | -3,599.2                | 386.9  | -3,562.4         | 12.2           | -52.5           | 4        |
| 2,370.3            | 1,635.6           | -11,921.5               | -138.7   | 16,109.2         | -3,314.3       | 74.8            | 5        |
| 5,126.9            | -3,897.7          | 2,468.1                 | -426.1   | 6,619.0          | 363.6          | 46.6            | 6        |
| 3,677.0            | 1,036.9           | 4,274.2                 | -293.6   | 125.7            | -1,466.2       | -32.1           | 7        |
| 6,286.7            | 2,112.9           | 4,246.9                 | -328.8   | 1,847.5          | -1,591.8       | -26.5           | 8        |
| 4,370.2            | 2,071.5           | 5,131.1                 | 665.3  | -2,262.2         | -1,235.5       | 23.7            | 9        |
| 8,773.7            | 171.3             | 4,400.9                 | 430.0  | 3,812.2          | -40.7          | 44.0            | 10       |
| 1,128.1            | 2,888.1           | -2,203.0                | -229.6   | 54.9             | 617.7          | -11.5           | 11       |
| 5,676.2            | 4,417.1           | 210.2                   | 1,267.0  | -1,613.8         | 1,395.7        | 3.5             | 12       |
| 2,806.3            | 1,937.8           | -12.0                   | 510.1  | 2,557.7          | -2,187.3       | 23.9            | 1. 2024  |
| 6,854.7            | 4,010.6           | -1,601.8                | -277.4   | 4,397.7          | 325.6          | 62.0            | 2        |
| 11,056.5           | 1,224.8           | 9,721.6                 | 778.0  | -4,223.9         | 3,556.0        | -5.5            | 3        |
| -6,603.1           | 1,570.3           | -2,116.9                | 1,045.6  | -1,556.9         | -5,545.2       | 40.1            | 4        |
| 7,583.5            | 5,531.3           | 4,776.1                 | 698.8  | -1,218.0         | -2,204.7       | 165.0           | 5        |
| 12,235.0           | 5,260.6           | 9,025.2                 | 2,012.6  | -4,211.8         | 148.4          | -1.1            | 6        |
| 11,031.1           | 1,345.7           | 6,187.3                 | 1,660.2  | 1,478.7          | 359.2          | 6.0             | 7        |
| 4,930.4            | 3,253.2           | 6,017.6                 | 826.3  | -3,751.8         | -1,414.9       | -2.7            | 8        |
| 12,676.3           | 1,031.0           | 8,800.3                 | -694.3   | 1,214.0          | 2,325.3        | -3.1            | 9        |
| 12,984.4           | -1,962.8          | 1,717.2                 | -4.3   | 14,671.1         | -1,436.8       | 7.2             | 10       |
| 9,758.6            | 2,844.5           | 2,512.6                 | 1,591.4  | 1,227.2          | 1,582.9        | -9.9            | 11       |

Note: 1) Due to the implementation of a new international standard (BPM6) (the change in the method to calculate processing trade, the reflection of the reinvestment rate and the change in coverage, etc.), past time-series data was revised.

2) Since 2023, figures are preliminary.

3) Positive figures represent an increase of assets/liabilities, and negative figures represent a decrease of assets/liabilities.

Source: The Bank of Korea.

## 6. 무역지수 및 교역조건<sup>1)</sup>

### Trade Indexes and Terms of Trade Indexes

2020=100

|          | 물량지수<br>Volume index |               | 금액지수<br>Value index |               | 순상품교역<br>조건지수                      | 소득교역<br>조건지수                   |
|----------|----------------------|---------------|---------------------|---------------|------------------------------------|--------------------------------|
|          | 수출<br>Exports        | 수입<br>Imports | 수출<br>Exports       | 수입<br>Imports | Net barter terms of<br>trade index | Income terms of<br>trade index |
| 2022     | 110.0                | 114.7         | 135.1               | 157.7         | 89.3                               | 98.2                           |
| 2023     | 111.1                | 110.2         | 123.7               | 137.9         | 89.0                               | 98.9                           |
| 2024     | 117.3                | 109.7         | 133.0               | 134.9         | 92.2                               | 108.1                          |
| 2022. 11 | 106.1                | 116.0         | 122.8               | 152.5         | 88.1                               | 93.5                           |
| 12       | 111.7                | 118.6         | 127.1               | 154.3         | 87.5                               | 97.7                           |
| 2023. 1  | 96.6                 | 119.7         | 109.4               | 152.8         | 88.7                               | 85.7                           |
| 2        | 105.0                | 111.2         | 118.2               | 142.8         | 87.7                               | 92.1                           |
| 3        | 116.7                | 119.7         | 131.3               | 154.6         | 87.0                               | 101.6                          |
| 4        | 104.3                | 105.6         | 116.5               | 134.1         | 88.0                               | 91.7                           |
| 5        | 112.0                | 110.0         | 123.8               | 139.4         | 87.3                               | 97.7                           |
| 6        | 114.3                | 111.2         | 125.3               | 136.5         | 89.2                               | 102.0                          |
| 7        | 108.3                | 104.1         | 118.8               | 125.6         | 90.8                               | 98.4                           |
| 8        | 110.4                | 107.8         | 122.6               | 130.9         | 91.5                               | 101.0                          |
| 9        | 115.7                | 106.8         | 129.8               | 131.5         | 91.1                               | 105.4                          |
| 10       | 112.6                | 109.2         | 126.3               | 136.9         | 89.5                               | 100.7                          |
| 11       | 118.5                | 106.9         | 131.5               | 133.4         | 88.9                               | 105.3                          |
| 12       | 119.1                | 110.0         | 131.2               | 136.1         | 89.0                               | 106.0                          |
| 2024. 1  | 113.6                | 114.6         | 126.8               | 140.6         | 91.0                               | 103.4                          |
| 2        | 109.1                | 100.3         | 122.7               | 123.5         | 91.3                               | 99.7                           |
| 3        | 117.2                | 108.7         | 132.8               | 134.2         | 91.8                               | 107.6                          |
| 4        | 114.3                | 113.1         | 131.8               | 140.7         | 92.7                               | 105.9                          |
| 5        | 118.8                | 109.1         | 136.3               | 137.1         | 91.3                               | 108.5                          |
| 6        | 117.3                | 101.2         | 134.5               | 126.0         | 92.1                               | 108.0                          |
| 7        | 118.2                | 109.5         | 136.4               | 135.9         | 93.0                               | 109.9                          |
| 8        | 116.0                | 110.7         | 132.7               | 137.9         | 91.8                               | 106.5                          |
| 9        | 120.4                | 109.5         | 136.2               | 134.2         | 92.3                               | 111.2                          |
| 10       | 119.0                | 115.7         | 133.9               | 140.1         | 93.0                               | 110.6                          |
| 11       | 116.8                | 107.4         | 131.1               | 129.8         | 92.8                               | 108.4                          |
| 12       | 126.8                | 116.0         | 141.4               | 138.6         | 93.3                               | 118.3                          |

주: 1) 최근월은 잠정치임  
 자료: 한국은행 경제통계국 물가통계팀

Note: 1) The figures for the latest month are preliminary.  
 Source: The Bank of Korea.

## 7. 주요통화의 재정된 매매기준율<sup>1)</sup>

### Arbitrated Basic Exchange Rate of Major Currencies

단위: 통화 대 원

In won per currency

|         | 영국          | 유로       | 일본        | 캐나다      | 싱가포르     | 태국       | 홍콩 달러      | 위안     | 스위스      | 호주        |
|---------|-------------|----------|-----------|----------|----------|----------|------------|--------|----------|-----------|
|         | GBP         | EUR      | JPY (100) | CAD      | SGD      | THB      | HKD        | CNH    | CHF      | AUD       |
| 2018    | 1,420.32    | 1,279.16 | 1,013.18  | 820.35   | 818.28   | 34.35    | 142.77     | 162.76 | 1,136.22 | 787.81    |
| 2019    | 1,518.69    | 1,297.43 | 1,063.47  | 886.56   | 858.55   | 38.66    | 148.66     | 165.74 | 1,195.52 | 810.34    |
| 2020    | 1,482.40    | 1,338.24 | 1,054.26  | 853.30   | 822.22   | 36.34    | 140.35     | 166.96 | 1,234.33 | 836.56    |
| 2021    | 1,600.25    | 1,342.34 | 1,030.24  | 930.61   | 877.14   | 35.57    | 152.03     | 186.26 | 1,297.47 | 858.89    |
| 2022    | 1,527.67    | 1,351.20 | 953.18    | 935.38   | 943.11   | 36.66    | 162.55     | 181.44 | 1,372.87 | 858.41    |
| 2023    | 1,641.79    | 1,426.59 | 912.66    | 974.64   | 976.86   | 37.62    | 165.06     | 180.84 | 1,526.82 | 880.08    |
| 2024    | 1,839.41    | 1,521.96 | 934.67    | 1,022.50 | 1,076.45 | 42.83    | 189.23     | 201.27 | 1,619.92 | 909.71    |
| 2024. 1 | 1,689.60    | 1,443.10 | 901.89    | 992.95   | 993.47   | 37.61    | 170.21     | 185.15 | 1,544.07 | 878.20    |
| 2       | 1,688.98    | 1,445.92 | 885.76    | 982.58   | 990.97   | 37.06    | 170.42     | 184.86 | 1,518.07 | 866.57    |
| 3       | 1,700.34    | 1,452.93 | 889.48    | 994.83   | 997.67   | 36.91    | 172.10     | 185.75 | 1,493.79 | 877.44    |
| 4       | 1,731.85    | 1,477.48 | 882.68    | 1,008.93 | 1,013.82 | 37.27    | 176.19     | 190.05 | 1,513.56 | 904.98    |
| 5       | 1,752.15    | 1,491.09 | 877.84    | 1,006.03 | 1,019.67 | 37.49    | 176.09     | 189.18 | 1,523.86 | 912.69    |
| 6       | 1,755.95    | 1,487.07 | 864.31    | 1,013.76 | 1,022.75 | 37.71    | 177.90     | 190.43 | 1,545.79 | 923.40    |
| 7       | 1,777.48    | 1,497.51 | 905.44    | 999.71   | 1,031.71 | 38.60    | 177.22     | 190.39 | 1,568.42 | 905.60    |
| 8       | 1,757.99    | 1,479.58 | 921.75    | 990.10   | 1,024.95 | 39.36    | 171.25     | 187.56 | 1,576.23 | 907.67    |
| 9       | 1,765.56    | 1,474.06 | 924.51    | 976.58   | 1,030.37 | 40.75    | 169.76     | 188.74 | 1,569.36 | 912.44    |
| 10      | 1,792.76    | 1,502.19 | 902.20    | 994.64   | 1,046.33 | 41.00    | 177.99     | 193.56 | 1,596.51 | 909.45    |
| 11      | 1,769.60    | 1,472.04 | 920.87    | 995.22   | 1,038.53 | 40.51    | 179.19     | 192.42 | 1,580.04 | 906.62    |
| 12      | 1,839.41    | 1,521.96 | 934.67    | 1,022.50 | 1,076.45 | 42.83    | 189.23     | 201.27 | 1,619.92 | 909.71    |
| 2025. 1 | 1,779.87    | 1,488.84 | 927.88    | 988.07   | 1,059.15 | 42.59    | 183.92     | 197.26 | 1,574.97 | 889.79    |
|         | 사우디<br>아라비아 | 스웨덴      | 덴마크       | 노르웨이     | 쿠웨이트     | 바레인      | 아랍<br>에미리트 | 말레이시아  | 뉴질랜드     | 인도네시아     |
|         | SAR         | SEK      | DKK       | NOK      | KWD      | BHD      | AED        | MYR    | NZD      | IDR (100) |
| 2018    | 298.03      | 124.58   | 171.31    | 128.51   | 3,685.23 | 2,965.78 | 304.40     | 269.26 | 750.64   | 7.68      |
| 2019    | 308.64      | 123.86   | 173.58    | 131.31   | 3,819.11 | 3,070.60 | 315.21     | 281.94 | 779.08   | 8.31      |
| 2020    | 290.00      | 132.77   | 179.85    | 127.48   | 3,577.18 | 2,885.71 | 296.20     | 269.51 | 784.45   | 7.74      |
| 2021    | 315.76      | 131.04   | 180.48    | 134.29   | 3,918.75 | 3,144.23 | 322.75     | 283.85 | 809.64   | 8.31      |
| 2022    | 337.07      | 121.17   | 181.70    | 128.12   | 4,139.20 | 3,361.27 | 345.06     | 286.49 | 804.23   | 8.09      |
| 2023    | 343.85      | 129.00   | 191.38    | 126.41   | 4,195.22 | 3,420.25 | 351.07     | 279.85 | 816.45   | 8.36      |
| 2024    | 391.23      | 132.89   | 204.09    | 129.13   | 4,767.77 | 3,897.14 | 400.22     | 328.75 | 823.13   | 9.13      |
| 2024. 1 | 354.82      | 127.82   | 193.58    | 127.45   | 4,324.90 | 3,529.07 | 362.28     | 281.46 | 816.26   | 8.43      |
| 2       | 355.67      | 129.06   | 193.98    | 125.95   | 4,336.24 | 3,541.28 | 363.20     | 279.72 | 813.47   | 8.50      |
| 3       | 359.10      | 125.82   | 194.80    | 124.03   | 4,377.28 | 3,572.32 | 366.76     | 284.56 | 804.65   | 8.49      |
| 4       | 367.59      | 126.15   | 198.13    | 125.37   | 4,478.04 | 3,657.13 | 375.36     | 289.19 | 824.19   | 8.48      |
| 5       | 367.00      | 129.90   | 199.91    | 130.48   | 4,486.64 | 3,651.29 | 374.76     | 292.62 | 841.73   | 8.47      |
| 6       | 370.40      | 130.72   | 199.37    | 130.32   | 4,528.33 | 3,689.77 | 378.22     | 294.35 | 844.70   | 8.47      |
| 7       | 369.07      | 128.58   | 200.67    | 126.42   | 4,531.80 | 3,672.78 | 376.97     | 299.53 | 817.54   | 8.49      |
| 8       | 355.84      | 130.66   | 198.37    | 127.17   | 4,372.01 | 3,546.61 | 363.56     | 309.74 | 836.30   | 8.66      |
| 9       | 351.79      | 130.92   | 197.68    | 125.67   | 4,324.86 | 3,500.36 | 359.27     | 319.90 | 837.75   | 8.72      |
| 10      | 368.32      | 129.55   | 201.38    | 126.21   | 4,511.74 | 3,668.74 | 376.61     | 315.89 | 826.31   | 8.81      |
| 11      | 371.26      | 127.62   | 197.39    | 126.32   | 4,536.35 | 3,699.57 | 379.72     | 313.63 | 821.34   | 8.79      |
| 12      | 391.23      | 132.89   | 204.09    | 129.13   | 4,767.77 | 3,897.14 | 400.22     | 328.75 | 823.13   | 9.13      |
| 2025. 1 | 382.10      | 129.52   | 199.52    | 126.54   | 4,644.98 | 3,801.96 | 390.24     | 326.27 | 806.80   | 8.81      |

주: 1) 년, 월말 매매기준율  
자료: 서울외국환중개(주)

Note: 1) Basic exchange rate at the end of month, year.  
Source: Seoul Money Brokerage Services. LTD.



## 8. 외 환 보 유 액

### International Reserves

단위: 100만 달러

In million US dollars

|          | 총 계       | 금 <sup>1)</sup> | 특별인출권                  | 국제통화기금 「포지션」         | 외 환                       |
|----------|-----------|-----------------|------------------------|----------------------|---------------------------|
|          | Total     | Gold            | Special drawing rights | IMF reserve position | Foreign currency reserves |
| 2010     | 291,570.7 | 79.6            | 3,539.9                | 1,024.7              | 286,926.4                 |
| 2011     | 306,402.5 | 2,166.6         | 3,446.7                | 2,556.2              | 298,232.9                 |
| 2012     | 326,968.4 | 3,761.4         | 3,525.6                | 2,783.6              | 316,897.7                 |
| 2013     | 346,459.6 | 4,794.5         | 3,489.9                | 2,527.7              | 335,647.5                 |
| 2014     | 363,592.7 | 4,794.7         | 3,280.5                | 1,917.1              | 353,600.5                 |
| 2015     | 367,961.9 | 4,794.8         | 3,241.4                | 1,411.8              | 358,513.8                 |
| 2016     | 371,101.6 | 4,794.8         | 2,878.0                | 1,727.5              | 361,701.4                 |
| 2017     | 389,266.7 | 4,794.8         | 3,374.3                | 1,621.1              | 379,476.6                 |
| 2018     | 403,694.3 | 4,794.8         | 3,426.6                | 2,140.4              | 393,332.5                 |
| 2019     | 408,816.1 | 4,794.8         | 3,352.4                | 2,792.9              | 397,876.1                 |
| 2020     | 443,098.1 | 4,794.8         | 3,370.8                | 4,815.3              | 430,117.2                 |
| 2021     | 463,118.4 | 4,794.8         | 15,369.5               | 4,634.9              | 438,319.2                 |
| 2022     | 423,163.7 | 4,794.8         | 14,836.3               | 4,489.5              | 399,043.1                 |
| 2023     | 420,147.9 | 4,794.8         | 15,082.1               | 4,627.8              | 395,643.3                 |
| 2024     | 415,603.8 | 4,794.8         | 14,714.1               | 4,204.9              | 391,889.9                 |
| 2022. 10 | 414,005.7 | 4,794.8         | 14,306.5               | 4,260.5              | 390,643.9                 |
| 11       | 416,104.9 | 4,794.8         | 14,651.1               | 4,356.3              | 392,302.8                 |
| 12       | 423,163.7 | 4,794.8         | 14,836.3               | 4,489.5              | 399,043.1                 |
| 2023. 1  | 429,967.7 | 4,794.8         | 15,049.3               | 4,535.8              | 405,587.8                 |
| 2        | 425,286.2 | 4,794.8         | 14,803.3               | 4,444.3              | 401,243.8                 |
| 3        | 426,069.3 | 4,794.8         | 14,801.3               | 4,743.2              | 401,730.0                 |
| 4        | 426,683.6 | 4,794.8         | 14,932.6               | 4,766.0              | 402,190.3                 |
| 5        | 420,983.4 | 4,794.8         | 14,705.9               | 4,694.8              | 396,787.9                 |
| 6        | 421,453.9 | 4,794.8         | 14,740.4               | 4,716.3              | 397,202.4                 |
| 7        | 421,803.8 | 4,794.8         | 14,806.1               | 4,712.2              | 397,490.8                 |
| 8        | 418,301.1 | 4,794.8         | 15,046.4               | 4,593.7              | 393,866.3                 |
| 9        | 414,117.8 | 4,794.8         | 14,798.4               | 4,536.0              | 389,988.7                 |
| 10       | 412,873.6 | 4,794.8         | 14,767.2               | 4,452.2              | 388,859.5                 |
| 11       | 417,079.9 | 4,794.8         | 15,098.5               | 4,521.5              | 392,665.1                 |
| 12       | 420,147.9 | 4,794.8         | 15,082.1               | 4,627.8              | 395,643.3                 |
| 2024. 1  | 415,758.8 | 4,794.8         | 14,935.6               | 4,561.3              | 391,467.1                 |
| 2        | 415,738.5 | 4,794.8         | 15,067.8               | 4,548.6              | 391,327.3                 |
| 3        | 419,251.3 | 4,794.8         | 14,702.9               | 4,333.4              | 395,420.3                 |
| 4        | 413,260.1 | 4,794.8         | 14,642.9               | 4,365.8              | 389,456.7                 |
| 5        | 412,832.1 | 4,794.8         | 14,747.0               | 4,381.1              | 388,909.2                 |
| 6        | 412,210.5 | 4,794.8         | 14,648.1               | 4,358.6              | 388,409.2                 |
| 7        | 413,506.7 | 4,794.8         | 14,949.1               | 4,365.1              | 389,397.8                 |
| 8        | 415,916.4 | 4,794.8         | 15,248.0               | 4,388.2              | 391,485.5                 |
| 9        | 419,969.8 | 4,794.8         | 15,329.4               | 4,266.7              | 395,578.9                 |
| 10       | 415,689.6 | 4,794.8         | 15,047.4               | 4,175.3              | 391,672.1                 |
| 11       | 415,391.7 | 4,794.8         | 14,897.1               | 4,185.2              | 391,514.7                 |
| 12       | 415,603.8 | 4,794.8         | 14,714.1               | 4,204.9              | 391,889.9                 |
| 2025. 1  | 411,014.9 | 4,794.8         | 14,716.3               | 4,187.6              | 387,316.3                 |

주: 1) 국내보유금에 대하여는 금형온스 (31.1035 그램)당  
42.22달러로 계리. 해외예탁금은 매입원가로 계리  
자료: 한국은행 국제국 외환회계팀

Note: 1) Domestic-owned gold is valued at US \$42.22 per troy ounce (31.1035 grams)  
Overseas-deposited gold is valued at purchased cost.  
Source: The Bank of Korea.



## 9. 대 미 달 러 환 율

### Exchange Rates to US Dollars

단위: 1달러 대 원, 연월말

In won per US dollar, end of year &amp; month

|          | 매매기준율      | 외국환은행 대고객전신환 매입율 <sup>1)</sup>                        | 외국환은행 대고객전신환 매도율 <sup>1)</sup>                       |
|----------|------------|---|--|
|          | Basic rate | Foreign exchange banks T/T buying rate from customers | Foreign exchange banks T/T selling rate to customers |
| 2010     | 1,138.9    | 1,127.6   | 1,150.2  |
| 2011     | 1,153.3    | 1,141.8   | 1,164.8  |
| 2012     | 1,071.1    | 1,060.8   | 1,081.4  |
| 2013     | 1,055.3    | 1,045.1   | 1,065.5  |
| 2014     | 1,099.2    | 1,088.6   | 1,109.8  |
| 2015     | 1,172.0    | 1,160.6   | 1,183.4  |
| 2016     | 1,208.5    | 1,196.7   | 1,220.3  |
| 2017     | 1,071.4    | 1,061.0   | 1,081.8  |
| 2018     | 1,118.1    | 1,107.2   | 1,129.0  |
| 2019     | 1,157.8    | 1,146.5   | 1,169.1  |
| 2020     | 1,088.0    | 1,077.4   | 1,098.6  |
| 2021     | 1,185.5    | 1,173.9   | 1,197.1  |
| 2022     | 1,267.3    | 1,254.9   | 1,279.7  |
| 2023     | 1,289.4    | 1,276.8   | 1,302.0  |
| 2024     | 1,470.0    | 1,455.6   | 1,484.4  |
| 2022. 10 | 1,419.3    | 1,405.4   | 1,433.2  |
| 11       | 1,331.5    | 1,318.5   | 1,344.5  |
| 12       | 1,267.3    | 1,254.9   | 1,279.7  |
| 2023. 1  | 1,228.7    | 1,216.7   | 1,240.7  |
| 2        | 1,317.4    | 1,304.5   | 1,330.3  |
| 3        | 1,303.8    | 1,291.1   | 1,316.5  |
| 4        | 1,339.9    | 1,326.8   | 1,353.0  |
| 5        | 1,322.2    | 1,309.3   | 1,335.1  |
| 6        | 1,312.8    | 1,300.0   | 1,325.6  |
| 7        | 1,280.0    | 1,267.5   | 1,292.5  |
| 8        | 1,321.4    | 1,308.5   | 1,334.3  |
| 9        | 1,344.8    | 1,331.7   | 1,357.9  |
| 10       | 1,352.8    | 1,339.6   | 1,366.0  |
| 11       | 1,289.0    | 1,276.4   | 1,301.6  |
| 12       | 1,289.4    | 1,276.8   | 1,302.0  |
| 2024. 1  | 1,330.6    | 1,317.6   | 1,343.6  |
| 2        | 1,334.0    | 1,321.0   | 1,347.0  |
| 3        | 1,346.8    | 1,333.7   | 1,359.9  |
| 4        | 1,378.7    | 1,365.2   | 1,392.2  |
| 5        | 1,376.5    | 1,363.1   | 1,389.9  |
| 6        | 1,389.2    | 1,375.6   | 1,402.8  |
| 7        | 1,384.6    | 1,371.1   | 1,398.1  |
| 8        | 1,335.3    | 1,322.3   | 1,348.3  |
| 9        | 1,319.6    | 1,306.7   | 1,332.5  |
| 10       | 1,383.3    | 1,369.8   | 1,396.8  |
| 11       | 1,394.7    | 1,381.1   | 1,408.3  |
| 12       | 1,470.0    | 1,455.6   | 1,484.4  |
| 2025. 1  | 1,433.3    | 1,419.3   | 1,447.3  |

주: 1) 년, 월말 하나는행 최초고시환율임  
자료: 하나는행

Note: 1) Provided by HANA Bank first notice exchange rate at the end of months, year.  
Source: HANA Bank.

## 10. 해 외 직 접 투 자<sup>1)</sup>

### Overseas Direct Investments

단위: 1,000달러

In thousand US dollars

|          | Total<br>invested | 투자금액        |                        |                         |              |                      |                |                |
|----------|-------------------|-------------|------------------------|-------------------------|--------------|----------------------|----------------|----------------|
|          |                   | 아시아<br>Asia | 북미<br>North<br>America | 중남미<br>Latin<br>America | 유럽<br>Europe | 중동<br>Middle<br>East | 아프리카<br>Africa | 대양주<br>Oceania |
| 2018     | 51,843,610        | 17,866,460  | 11,803,789             | 8,348,141               | 12,003,721   | 958,981              | 158,261        | 704,256        |
| 2019     | 65,739,516        | 20,874,744  | 16,972,063             | 10,943,872              | 14,737,680   | 589,820              | 591,584        | 1,029,753      |
| 2020     | 58,208,987        | 19,184,084  | 18,170,067             | 8,231,145               | 10,325,839   | 777,839              | 382,293        | 1,137,720      |
| 2021     | 76,907,196        | 18,625,128  | 30,676,314             | 13,018,958              | 12,366,868   | 232,850              | 311,758        | 1,675,320      |
| 2022     | 81,677,579        | 20,266,945  | 31,998,818             | 11,520,221              | 15,710,054   | 143,705              | 123,668        | 1,914,167      |
| 2023     | 65,185,273        | 11,342,103  | 31,666,080             | 9,785,940               | 11,042,574   | 136,766              | 338,256        | 873,553        |
| 2022. 10 | 4,421,358         | 1,070,842   | 1,796,495              | 563,209                 | 919,166      | 7,737                | 10,770         | 53,139         |
| 11       | 4,125,722         | 787,679     | 1,769,883              | 646,442                 | 843,258      | 4,020                | 3,583          | 70,858         |
| 12       | 6,557,974         | 1,654,885   | 2,603,497              | 1,086,441               | 1,009,379    | 16,927               | 15,376         | 171,468        |
| 2023. 1  | 6,297,653         | 689,352     | 4,108,103              | 406,925                 | 1,053,678    | 7,048                | 11,064         | 21,482         |
| 2        | 4,597,068         | 889,117     | 2,523,709              | 515,205                 | 651,889      | 5,970                | 4,925          | 6,252          |
| 3        | 6,803,739         | 812,619     | 3,155,917              | 2,153,768               | 633,361      | 1,845                | 13,375         | 32,854         |
| 4        | 3,668,687         | 1,075,628   | 1,159,423              | 474,479                 | 872,801      | 37,070               | 7,506          | 41,781         |
| 5        | 7,374,517         | 1,635,790   | 4,248,124              | 654,877                 | 592,820      | 3,011                | 12,095         | 227,800        |
| 6        | 5,064,942         | 800,708     | 2,240,520              | 949,513                 | 912,258      | 3,605                | 79,528         | 78,811         |
| 7        | 5,889,807         | 688,600     | 3,125,540              | 560,075                 | 1,420,849    | 3,717                | 50,453         | 40,573         |
| 8        | 3,937,742         | 629,244     | 1,645,829              | 735,863                 | 835,581      | 30,467               | 19,288         | 41,470         |
| 9        | 5,267,014         | 894,874     | 3,042,368              | 622,766                 | 612,721      | 8,412                | 8,813          | 77,060         |
| 10       | 4,578,422         | 856,031     | 1,484,992              | 732,822                 | 1,427,637    | 5,627                | 50,254         | 21,059         |
| 11       | 5,509,688         | 959,833     | 2,443,962              | 1,005,100               | 1,028,963    | 10,717               | 23,418         | 37,694         |
| 12       | 6,195,993         | 1,410,307   | 2,487,592              | 974,545                 | 1,000,016    | 19,279               | 57,537         | 246,717        |
| 2024. 1  | 5,137,599         | 934,492     | 1,864,967              | 314,466                 | 1,869,870    | 16,797               | 33,749         | 103,257        |
| 2        | 5,502,807         | 592,296     | 3,047,502              | 796,140                 | 975,580      | 15,907               | 12,748         | 62,635         |
| 3        | 5,790,184         | 793,850     | 2,228,348              | 1,139,187               | 1,226,146    | 76,929               | 210,857        | 114,867        |
| 4        | 4,926,584         | 925,609     | 2,029,263              | 974,955                 | 792,415      | 116,454              | 28,942         | 58,947         |
| 5        | 6,424,653         | 1,718,333   | 3,020,716              | 357,787                 | 588,213      | 5,560                | 11,805         | 722,240        |
| 6        | 4,579,400         | 748,714     | 2,015,065              | 809,834                 | 766,526      | 2,242                | 133,755        | 103,265        |
| 7        | 5,267,201         | 1,146,585   | 2,109,911              | 692,367                 | 1,046,840    | 14,291               | 10,555         | 246,652        |
| 8        | 4,588,498         | 807,353     | 1,883,648              | 855,782                 | 970,291      | 24,800               | 11,961         | 34,664         |
| 9        | 4,330,272         | 962,331     | 1,134,585              | 583,008                 | 1,583,172    | 15,731               | 13,883         | 37,563         |

주: 1) 최근 년, 월은 잠정치임  
 자료: 한국수출입은행 해외경제연구소

Note: 1) The figures for the latest year, month are preliminary.  
 Source: The Export-Import Bank of Korea.

# 11. 대외채무 및 대외채권<sup>1)2)</sup>

## External Debt Position and External Assets in Debt Instruments

단위: 백만 달러

In million US dollars

|          | 대외채무                                      | 대외채권               |              |  |               |
|----------|---|--------------------|--------------|--|---------------|
|          |   | 일반정부               | 중앙은행         | 예금취급기관   | 기타부문          |
|          | Gross external debt                       | General government | Central bank | Deposit-taking corporations, except the central bank | Other sectors |
| 2018     | 441,153.4                                 | 84,486.2           | 27,967.4     | 190,390.8  | 138,309.0     |
| 2019     | 470,735.7                                 | 92,758.3           | 25,334.2     | 206,421.2  | 146,222.0     |
| 2020     | 550,628.2                                 | 121,511.5          | 25,829.1     | 234,165.9  | 169,121.7     |
| 2021     | 630,694.3                                 | 145,990.6          | 45,597.0     | 252,316.8  | 186,789.9     |
| 2022     | 673,295.9                                 | 157,135.8          | 29,787.8     | 276,525.4  | 209,846.9     |
| 2023     | 672,547.5                                 | 172,466.3          | 26,399.1     | 249,517.7  | 224,164.4     |
| 2021.4/4 | 630,694.3                                 | 145,990.6          | 45,597.0     | 252,316.8  | 186,789.9     |
| 2022.1/4 | 651,421.4                                 | 152,413.8          | 43,097.5     | 263,105.6  | 192,804.5     |
| 2/4      | 661,817.4                                 | 147,230.1          | 38,773.4     | 281,002.2  | 194,811.7     |
| 3/4      | 646,126.0                                 | 136,710.5          | 33,208.9     | 274,614.3  | 201,592.3     |
| 4/4      | 673,295.9                                 | 157,135.8          | 29,787.8     | 276,525.4  | 209,846.9     |
| 2023.1/4 | 672,996.5                                 | 153,907.8          | 28,478.7     | 276,838.8  | 213,771.2     |
| 2/4      | 674,243.1                                 | 166,795.0          | 31,401.7     | 262,438.2  | 213,608.2     |
| 3/4      | 659,800.0                                 | 165,083.3          | 27,183.8     | 250,687.7  | 216,845.2     |
| 4/4      | 672,547.5                                 | 172,466.3          | 26,399.1     | 249,517.7  | 224,164.4     |
| 2024.1/4 | 667,485.3                                 | 165,319.0          | 24,864.1     | 250,178.0  | 227,124.2     |
| 2/4      | 658,284.1                                 | 160,201.8          | 23,758.4     | 247,899.0  | 226,424.9     |
| 3/4      | 702,682.9                                 | 182,395.7          | 26,729.7     | 253,712.9  | 239,844.6     |
|          | 대외채권                                      | 대외채무               |              |  |               |
|          |   | 일반정부               | 중앙은행         | 예금취급기관   | 기타부문          |
|          | Gross external assets in debt instruments | General government | Central bank | Deposit-taking corporations, except the central bank | Other sectors |
| 2018     | 918,820.4                                 | 27,432.8           | 405,016.0    | 208,245.7  | 278,125.9     |
| 2019     | 957,153.0                                 | 27,514.5           | 410,217.6    | 207,724.4  | 311,696.5     |
| 2020     | 1,034,423.4                               | 38,353.2           | 444,627.1    | 217,102.3  | 334,340.8     |
| 2021     | 1,082,545.8                               | 46,341.5           | 464,440.3    | 218,325.2  | 353,438.8     |
| 2022     | 1,035,107.7                               | 42,599.5           | 424,107.5    | 233,125.1  | 335,275.6     |
| 2023     | 1,044,523.5                               | 48,797.9           | 421,074.4    | 226,708.7  | 347,942.5     |
| 2021.4/4 | 1,082,545.8                               | 46,341.5           | 464,440.3    | 218,325.2  | 353,438.8     |
| 2022.1/4 | 1,079,164.1                               | 46,134.4           | 459,133.5    | 220,922.7  | 352,973.5     |
| 2/4      | 1,045,388.2                               | 44,446.9           | 439,712.0    | 224,565.0  | 336,664.3     |
| 3/4      | 1,017,829.4                               | 42,771.4           | 417,717.1    | 230,834.6  | 326,506.3     |
| 4/4      | 1,035,107.7                               | 42,599.5           | 424,107.5    | 233,125.1  | 335,275.6     |
| 2023.1/4 | 1,039,079.6                               | 45,346.4           | 427,090.9    | 227,328.0  | 339,314.3     |
| 2/4      | 1,035,063.7                               | 43,992.3           | 422,400.4    | 232,221.9  | 336,449.1     |
| 3/4      | 1,017,416.7                               | 46,560.0           | 415,104.3    | 222,520.7  | 333,231.7     |
| 4/4      | 1,044,523.5                               | 48,797.9           | 421,074.4    | 226,708.7  | 347,942.5     |
| 2024.1/4 | 1,052,064.6                               | 51,827.1           | 420,221.1    | 230,352.6  | 349,663.8     |
| 2/4      | 1,039,745.6                               | 51,461.8           | 413,142.2    | 220,978.7  | 354,162.9     |
| 3/4      | 1,080,699.5                               | 58,487.6           | 420,067.6    | 231,330.6  | 370,813.7     |

주: 1) 새로운 국제기준(BPM6) 이행에 따라 과거 시계열이 수정됨

2) 2022년 이후 자료는 잠정치임

자료: 한국은행 경제통계국 국외투자통계팀

Note: 1) Data are revised due to the implementation of BPM6(2014. 5.)

2) Since 2022, figures are preliminary.

Source: The Bank of Korea.

12. 국제투자 대조표(Ⅰ)<sup>1)2)</sup>

단위: 백만 달러

|          | 대외금융자산      |                           |                         |                           |                          |                                   |                                    |
|----------|-------------|---------------------------|-------------------------|---------------------------|--------------------------|-----------------------------------|------------------------------------|
|          | Assets      | 직접투자<br>Direct investment | Portfolio<br>investment | 증권투자                      |                          |                                   |                                    |
|          |             |                           |                         | 지분증권<br>Equity securities | 부채성증권<br>Debt securities | 장기증권<br>Long-term debt securities | 단기증권<br>Short-term debt securities |
| 2020     | 1,980,549.1 | 515,402.7                 | 708,262.5               | 463,313.5                 | 244,949.0                | 241,594.2                         | 3,354.8                            |
| 2021     | 2,224,883.7 | 605,075.6                 | 836,017.3               | 592,046.3                 | 243,971.0                | 241,514.4                         | 2,456.6                            |
| 2022     | 2,210,374.2 | 689,158.3                 | 739,459.6               | 519,081.3                 | 220,378.3                | 215,402.7                         | 4,975.6                            |
| 2023     | 2,331,725.0 | 724,691.6                 | 857,632.5               | 622,824.2                 | 234,808.3                | 228,742.5                         | 6,065.8                            |
| 2021.4/4 | 2,224,883.7 | 605,075.6                 | 836,017.3               | 592,046.3                 | 243,971.0                | 241,514.4                         | 2,456.6                            |
| 2022.1/4 | 2,240,295.4 | 633,899.9                 | 810,942.4               | 575,364.3                 | 235,578.1                | 232,455.0                         | 3,123.1                            |
| 2/4      | 2,181,109.2 | 641,599.1                 | 742,711.0               | 519,865.1                 | 222,845.9                | 219,753.4                         | 3,092.5                            |
| 3/4      | 2,149,877.5 | 643,664.0                 | 707,408.5               | 491,907.7                 | 215,500.8                | 212,061.3                         | 3,439.5                            |
| 4/4      | 2,210,374.2 | 689,158.3                 | 739,459.6               | 519,081.3                 | 220,378.3                | 215,402.7                         | 4,975.6                            |
| 2023.1/4 | 2,246,266.3 | 706,360.7                 | 776,285.8               | 552,910.0                 | 223,375.8                | 218,919.1                         | 4,456.7                            |
| 2/4      | 2,268,742.1 | 699,901.9                 | 805,674.5               | 581,569.7                 | 224,104.8                | 219,231.1                         | 4,873.7                            |
| 3/4      | 2,246,989.4 | 698,870.9                 | 798,173.6               | 575,450.5                 | 222,723.1                | 216,329.8                         | 6,393.3                            |
| 4/4      | 2,331,725.0 | 724,691.6                 | 857,632.5               | 622,824.2                 | 234,808.3                | 228,742.5                         | 6,065.8                            |
| 2024.1/4 | 2,372,528.9 | 722,040.5                 | 904,484.0               | 664,420.3                 | 240,063.7                | 233,399.6                         | 6,664.1                            |
| 2/4      | 2,395,195.3 | 732,010.1                 | 932,358.9               | 692,012.4                 | 240,346.5                | 235,308.5                         | 5,038.0                            |
| 3/4      | 2,513,510.6 | 762,246.0                 | 996,934.6               | 738,648.8                 | 258,285.8                | 250,642.8                         | 7,643.0                            |

주: 1) 새로운 국제기준(BPM6) 이행에 따라 과거 시계열이 수정됨

2) 2022년 이후 자료는 잠정치임

자료: 한국은행 경제통계국 국외투자통계팀

13. 국제투자 대조표(Ⅱ)<sup>1)2)</sup>

단위: 백만 달러

|          | 대외금융부채      |                               |                      |                               |                              |                                       |  |                                     |
|----------|-------------|-------------------------------|----------------------|-------------------------------|------------------------------|---------------------------------------|--|-------------------------------------|
|          | Liabilities | 직접투자<br><br>Direct investment | Portfolio investment | 증권투자                          |                              |                                       |  | 파생금융상품<br><br>Financial derivatives |
|          |             |                               |                      | 지분증권<br><br>Equity securities | 부채성증권<br><br>Debt securities |                                       |  |                                     |
|          |             |                               |                      |                               |                              | 장기증권<br><br>Long-term debt securities | 단기증권<br><br>Short-term debt securities |                                     |
|          |             |                               |                      |                               |                              |                                       |  |                                     |
| 2020     | 1,493,354.0 | 260,801.1                     | 975,037.7            | 685,512.8                     | 289,524.9                    | 273,983.0                             | 15,541.9                               | 41,340.1                            |
| 2021     | 1,539,633.2 | 280,084.7                     | 994,726.9            | 646,042.0                     | 348,684.9                    | 332,619.6                             | 16,065.3                               | 31,819.1                            |
| 2022     | 1,409,863.3 | 277,034.9                     | 814,533.5            | 445,479.6                     | 369,053.9                    | 350,238.5                             | 18,815.4                               | 67,122.0                            |
| 2023     | 1,521,434.9 | 289,185.1                     | 955,841.4            | 565,525.2                     | 390,316.2                    | 381,629.9                             | 8,686.3                                | 48,693.0                            |
| 2021.4/4 | 1,539,633.2 | 280,084.7                     | 994,726.9            | 646,042.0                     | 348,684.9                    | 332,619.6                             | 16,065.3                               | 31,819.1                            |
| 2022.1/4 | 1,513,182.1 | 280,478.9                     | 943,148.5            | 583,877.8                     | 359,270.7                    | 341,432.4                             | 17,838.3                               | 47,756.1                            |
| 2/4      | 1,398,376.5 | 263,263.4                     | 805,147.8            | 449,166.5                     | 355,981.3                    | 337,944.7                             | 18,036.6                               | 74,239.7                            |
| 3/4      | 1,321,606.9 | 247,135.6                     | 719,237.8            | 376,741.4                     | 342,496.4                    | 327,308.6                             | 15,187.8                               | 105,829.2                           |
| 4/4      | 1,409,863.3 | 277,034.9                     | 814,533.5            | 445,479.6                     | 369,053.9                    | 350,238.5                             | 18,815.4                               | 67,122.0                            |
| 2023.1/4 | 1,439,622.1 | 274,960.0                     | 851,939.2            | 490,482.7                     | 361,456.5                    | 344,516.8                             | 16,939.7                               | 55,144.2                            |
| 2/4      | 1,475,492.2 | 275,789.2                     | 900,652.0            | 519,238.2                     | 381,413.8                    | 360,094.9                             | 21,318.9                               | 59,291.2                            |
| 3/4      | 1,433,697.6 | 273,558.6                     | 864,474.5            | 486,151.9                     | 378,322.6                    | 366,767.9                             | 11,554.7                               | 66,283.3                            |
| 4/4      | 1,521,434.9 | 289,185.1                     | 955,841.4            | 565,525.2                     | 390,316.2                    | 381,629.9                             | 8,686.3                                | 48,693.0                            |
| 2024.1/4 | 1,541,548.1 | 280,254.1                     | 984,033.8            | 598,886.9                     | 385,146.9                    | 376,576.5                             | 8,570.4                                | 48,247.3                            |
| 2/4      | 1,536,744.9 | 274,966.3                     | 984,206.8            | 607,756.8                     | 376,450.0                    | 369,474.6                             | 6,975.4                                | 48,894.4                            |
| 3/4      | 1,535,689.7 | 294,000.8                     | 957,507.7            | 554,495.7                     | 403,012.0                    | 392,782.9                             | 10,229.1                               | 42,692.1                            |

주: 1) 새로운 국제기준(BPM6) 이행에 따라 과거 시계열이 수정됨

2) 2022년 이후 자료는 잠정치임

자료: 한국은행 경제통계국 국외투자통계팀

12. International Investment Position ( I ) <sup>1)2)</sup>

In million US dollars

| 파생금융상품<br>Financial derivatives | 기타투자<br>Other investment |                       |             |                                  |                      |                      | 준비자산<br>Reserve assets |           |
|---------------------------------|--------------------------|-----------------------|-------------|----------------------------------|----------------------|----------------------|------------------------|-----------|
|                                 |                          | 무역신용<br>Trade credits | 대출<br>Loans | 현금 및 예금<br>Currency and deposits | 기타자산<br>Other assets | 기타지분<br>Other equity |                        |           |
| 46,429.5                        | 267,356.3                | 29,659.8              | 131,447.5   | 59,171.5                         | 42,708.1             | 4,369.4              | 443,098.1              | 2020      |
| 27,307.4                        | 293,365.0                | 40,348.5              | 129,719.9   | 74,347.8                         | 44,507.5             | 4,441.3              | 463,118.4              | 2021      |
| 64,072.5                        | 294,520.1                | 36,417.7              | 142,249.2   | 79,433.5                         | 31,923.2             | 4,496.5              | 423,163.7              | 2022      |
| 44,730.8                        | 284,522.2                | 35,587.9              | 137,191.7   | 78,059.5                         | 28,809.6             | 4,873.5              | 420,147.9              | 2023      |
| 27,307.4                        | 293,365.0                | 40,348.5              | 129,719.9   | 74,347.8                         | 44,507.5             | 4,441.3              | 463,118.4              | 4/4. 2021 |
| 39,211.8                        | 298,431.0                | 41,727.1              | 129,826.6   | 76,117.4                         | 46,185.3             | 4,574.6              | 457,810.3              | 1/4. 2022 |
| 58,887.8                        | 299,633.0                | 40,688.6              | 130,441.9   | 81,794.8                         | 42,302.3             | 4,405.4              | 438,278.3              | 2/4       |
| 79,562.9                        | 302,475.4                | 40,196.7              | 133,117.0   | 88,958.5                         | 36,055.3             | 4,147.9              | 416,766.7              | 3/4       |
| 64,072.5                        | 294,520.1                | 36,417.7              | 142,249.2   | 79,433.5                         | 31,923.2             | 4,496.5              | 423,163.7              | 4/4       |
| 46,672.2                        | 290,878.3                | 35,298.7              | 140,979.5   | 74,182.8                         | 35,831.9             | 4,585.4              | 426,069.3              | 1/4. 2023 |
| 50,482.2                        | 291,229.6                | 33,900.9              | 138,557.9   | 81,870.4                         | 32,113.8             | 4,786.6              | 421,453.9              | 2/4       |
| 54,501.7                        | 281,325.4                | 33,975.7              | 133,871.1   | 78,577.6                         | 30,166.1             | 4,734.9              | 414,117.8              | 3/4       |
| 44,730.8                        | 284,522.2                | 35,587.9              | 137,191.7   | 78,059.5                         | 28,809.6             | 4,873.5              | 420,147.9              | 4/4       |
| 38,449.4                        | 288,303.7                | 33,879.8              | 137,915.7   | 79,829.1                         | 31,746.8             | 4,932.3              | 419,251.3              | 1/4. 2024 |
| 37,780.4                        | 280,835.4                | 35,641.5              | 128,366.1   | 79,925.1                         | 32,055.2             | 4,847.5              | 412,210.5              | 2/4       |
| 41,926.6                        | 292,433.6                | 35,512.5              | 127,927.1   | 88,731.4                         | 35,246.1             | 5,016.5              | 419,969.8              | 3/4       |

Note: 1) Data are revised due to the implementation of BPM6(2014. 5.)

2) Since 2022, figures are preliminary.

Source: The Bank of Korea.

13. International Investment Position ( II ) <sup>1)2)</sup>

In million US dollars

| 기타투자                |                       |             |                                     |                           |                      |                                   | 순대외금융<br>자 산 |           |
|---------------------|-----------------------|-------------|-------------------------------------|---------------------------|----------------------|-----------------------------------|--------------|-----------|
| Other<br>investment | 무역신용<br>Trade credits | 차입<br>Loans | 현금 및 예금<br>Currency and<br>deposits | 기타부채<br>Other liabilities | 기타지분<br>Other equity | SDRs<br>Special drawing<br>rights |              |           |
| 216,175.1           | 8,175.5               | 146,220.9   | 40,033.3                            | 18,282.3                  | 0.0                  | 3,463.1                           | 487,195.1    | 2020      |
| 233,002.5           | 14,866.7              | 148,179.6   | 41,931.9                            | 13,145.7                  | 0.0                  | 14,878.6                          | 685,250.5    | 2021      |
| 251,172.9           | 20,569.4              | 154,856.4   | 45,195.5                            | 16,404.4                  | 0.0                  | 14,147.2                          | 800,510.9    | 2022      |
| 227,715.4           | 17,913.1              | 141,970.6   | 37,794.2                            | 15,774.5                  | 0.0                  | 14,263.0                          | 810,290.1    | 2023      |
| 233,002.5           | 14,866.7              | 148,179.6   | 41,931.9                            | 13,145.7                  | 0.0                  | 14,878.6                          | 685,250.5    | 4/4. 2021 |
| 241,798.6           | 15,482.2              | 152,507.2   | 42,452.4                            | 16,651.5                  | 0.0                  | 14,705.3                          | 727,113.3    | 1/4. 2022 |
| 255,725.6           | 15,308.2              | 170,665.8   | 39,743.5                            | 15,838.6                  | 0.0                  | 14,169.5                          | 782,732.7    | 2/4       |
| 249,404.3           | 19,408.0              | 160,025.8   | 40,563.6                            | 15,843.3                  | 0.0                  | 13,563.6                          | 828,270.6    | 3/4       |
| 251,172.9           | 20,569.4              | 154,856.4   | 45,195.5                            | 16,404.4                  | 0.0                  | 14,147.2                          | 800,510.9    | 4/4       |
| 257,578.7           | 20,213.5              | 162,131.3   | 43,076.8                            | 17,851.5                  | 0.0                  | 14,305.6                          | 806,644.2    | 1/4. 2023 |
| 239,759.8           | 18,684.7              | 147,394.3   | 43,068.5                            | 16,432.2                  | 0.0                  | 14,180.1                          | 793,249.9    | 2/4       |
| 229,381.2           | 17,289.2              | 146,808.1   | 35,403.0                            | 15,918.7                  | 0.0                  | 13,962.2                          | 813,291.8    | 3/4       |
| 227,715.4           | 17,913.1              | 141,970.6   | 37,794.2                            | 15,774.5                  | 0.0                  | 14,263.0                          | 810,290.1    | 4/4       |
| 229,012.9           | 17,079.0              | 143,274.8   | 38,178.0                            | 16,412.6                  | 0.0                  | 14,068.5                          | 830,980.8    | 1/4. 2024 |
| 228,677.4           | 16,233.9              | 144,449.0   | 38,413.4                            | 15,601.9                  | 0.0                  | 13,979.2                          | 858,450.4    | 2/4       |
| 241,489.1           | 16,885.8              | 151,092.1   | 39,979.5                            | 19,127.3                  | 0.0                  | 14,404.4                          | 977,820.9    | 3/4       |

Note: 1) Data are revised due to the implementation of BPM6(2014. 5.)

2) Since 2022, figures are preliminary.

Source: The Bank of Korea.



## XV. 에너지

Energy

|                            |     |
|----------------------------|-----|
| 1. 에너지원별 생산·공급 및 수출입 ..... | 353 |
| 2. 에너지 수급 .....            | 355 |
| 3. 에너지 소비 .....            | 356 |
| 4. 에너지 가격 .....            | 357 |
| 5. 판매 전력량 .....            | 358 |
| 6. 전력총괄 .....              | 360 |

## 주요 용어 해설 (Explanation of Terms)

### XV-1. TOE(Ton of oil equivalent)

- 각각 다른 종류의 에너지원들을 원유 1톤이 가지고 있는 열량을 기준으로 표준화한 단위를 말함  
 $1\text{TOE} = 10^7\text{kcal}$

### XV-1. 원자력(Nuclear)

- 핵분열 에너지를 이용하는 발전방식으로 화력발전소의 보일러 부분이 원자로 계통으로 치환되어 포화 증기를 발생하고 그 이외는 화력발전소와 유사함

### XV-1. 수력(Hydro)

- 물의 낙차를 이용하여 물의 위치에너지가 운동에너지로 전환하는 과정에서 수차를 구동하여 발전하는 방식

### XV-1. 1차에너지공급(Total primary energy supply)

- 국내 자연자원에서의 생산을 비롯하여 경제 외부로부터 공급된 에너지 상품 흐름의 합계를 말함. 여기서 일차는 ‘초기’ 공급의 개념으로 일차에너지 상품과 이차에너지 상품을 모두 포함함. 에너지 상품은 국내생산, 수입, 수출, 국제해운병커링, 국제항공병커링, 재고증감 등의 ‘공급원(Source of supply)’을 통해 한 국가에 공급되며 이들의 합계가 바로 일차에너지공급이 됨

### XV-2. 원유(Crude oil)

- 지하 유층에서 액체 상태로 얻어지며 상당한 휘발성을 가진 탄화수소의 혼합물임. 정제 공정을 거쳐 생산되는 각종 석유제품의 원료로 사용되며, 원유가스화, 원유연소 등 직접 공업 원료나 연료로 사용되기도 함

### XV-3. 최종소비(TFC : Total final consumption)

- 최종소비 부분은 에너지 상품이 아닌 제품의 생산 또는 활동을 위해 에너지 상품이 연료 또는 비에너지의 목적으로 최종소비되는 부분임. 에너지 상품은 최종소비 부분에서 모두 소비되는 것으로 간주되기 때문에 에너지 계정에서 사라짐

### XV-5. 판매 전력량(Electric power sold)

- 총소비전력량에서 자가 발전 수용가의 자가소비량을 제외한 전력회사의 판매량

### XV-6. 공급능력(Capacity)

- 총 발전 설비능력에서 장비의 고장, 노후화, 보수 등으로 인한 능력 감소분을 제외시킨 능력



XV-6. 최대전력(Peak load)

- 어느 기간 중에 부하가 가장 많이 걸렸을 때의 전력치로써 우리나라에서는 전 발전소에서 생산·공급한 전력량을 매 시간별로 기록하여 이 중 가장 큰 전력치를 말함

XV-6. 평균전력(Average load)

- 일정한 기간 중의 전력량을 그 기간의 총시간으로 나눈 것

XV-6. 기력(Steam)

- 터빈 또는 증기 기관과 같이 증기를 작업 유체로 하는 원동기로 발전기를 구동하는 화력발전. 연료를 화로에서 연소하여 고온연소가스의 열에너지에 따라 고온, 고압의 증기를 보일러에서 발생시키고 이것을 증기터빈으로 보내어 터빈을 회전시킴

XV-6. 신재생에너지(New & renewable energy)

- 석유, 석탄, 원자력, 천연가스, 수력등 종래 사용되어온 에너지 이외에 장차 기술개발에 의하여 공급이 가능하게 될 태양에너지, 바이오매스, 동력, 소수력, 지열, 해양에너지, 수소에너지, 석탄 전환연료 등을 말함



# 1. 에너지원별 생산·공급 및 수출입

## Energy Production, Supply and Import & Export by Source

|                        | 에너지 생산               |            |                   |                   |         |       |                       |
|------------------------|----------------------|------------|-------------------|-------------------|---------|-------|-----------------------|
|                        | Energy<br>production | 무연탄        | 가 스 <sup>1)</sup> | 석 유 <sup>2)</sup> | 원자력     | 수 력   | 바이오 및 폐기물             |
|                        |                      | Anthracite | Gas               | Oil               | Nuclear | Hydro | Biofuels and<br>waste |
|                        | 1,000 TOE            |            |                   | Thousand TOE      |         |       |                       |
| 2018                   | 41,133               | 569        | 305               | 28                | 28,437  | 719   | 7,984                 |
| 2019                   | 44,078               | 513        | 259               | 23                | 31,079  | 594   | 7,604                 |
| 2020                   | 48,325               | 482        | 185               | 15                | 34,119  | 826   | 7,478                 |
| 2021                   | 49,234               | 425        | 55                | 5                 | 33,657  | 651   | 8,053                 |
| 2022                   | 54,621               | 386        | -                 | 2                 | 37,500  | 755   | 8,251                 |
| 2023 <sup>p)</sup>     | 56,517               | 304        | -                 | -                 | 38,445  | 792   | 8,942                 |
| 2023. 10 <sup>p)</sup> | 4,643                | 22         | -                 | -                 | 3,224   | 61    | 676                   |
| 11                     | 4,840                | 29         | -                 | -                 | 3,348   | 49    | 703                   |
| 12                     | 4,918                | 23         | -                 | -                 | 3,472   | 59    | 779                   |
| 2024. 1                | 4,695                | 25         | -                 | -                 | 3,187   | 47    | 823                   |
| 2                      | 4,423                | 19         | -                 | -                 | 3,135   | 53    | 745                   |
| 3                      | 4,870                | 23         | -                 | -                 | 3,320   | 61    | 792                   |
| 4                      | 4,888                | 23         | -                 | -                 | 3,113   | 123   | 779                   |
| 5                      | 5,148                | 21         | -                 | -                 | 3,413   | 111   | 761                   |
| 6                      | 4,915                | 20         | -                 | -                 | 3,212   | 101   | 788                   |
| 7                      | 5,317                | 21         | -                 | -                 | 3,511   | 136   | 921                   |
| 8                      | 5,212                | 20         | -                 | -                 | 3,303   | 84    | 873                   |
| 9                      | 4,869                | 18         | -                 | -                 | 3,375   | 64    | 726                   |
| 10                     | 4,998                | 21         | -                 | -                 | 3,637   | 50    | 715                   |

|                        |                            |      | 1차 에너지 공급                      |              |        |         |
|------------------------|----------------------------|------|--------------------------------|--------------|--------|---------|
|                        | 지열, 태양 및 기타                | 열    | Total Primary<br>Energy Supply | 석 탄          | 가 스    | 석 유     |
|                        | Geothermal,<br>solar, etc. | Heat |                                | Coal         | Gas    | Oil     |
|                        | 1,000 TOE                  |      |                                | Thousand TOE |        |         |
| 2018                   | 3,024                      | 68   | 300,754                        | 90,965       | 55,105 | 114,451 |
| 2019                   | 3,940                      | 66   | 297,629                        | 85,048       | 53,891 | 115,409 |
| 2020                   | 5,146                      | 73   | 285,553                        | 75,983       | 53,956 | 107,971 |
| 2021                   | 6,320                      | 68   | 300,550                        | 76,968       | 59,628 | 115,205 |
| 2022                   | 7,657                      | 69   | 303,980                        | 75,869       | 59,203 | 114,676 |
| 2023 <sup>p)</sup>     | 7,960                      | 73   | 297,598                        | 73,700       | 56,648 | 111,036 |
| 2023. 10 <sup>p)</sup> | 656                        | 5    | 24,286                         | 5,917        | 4,347  | 9,396   |
| 11                     | 707                        | 5    | 24,705                         | 5,502        | 4,789  | 9,604   |
| 12                     | 578                        | 6    | 27,780                         | 6,797        | 6,360  | 9,728   |
| 2024. 1                | 606                        | 8    | 29,016                         | 6,952        | 7,046  | 10,351  |
| 2                      | 467                        | 5    | 25,710                         | 6,169        | 6,354  | 8,786   |
| 3                      | 668                        | 6    | 24,427                         | 4,850        | 5,192  | 9,536   |
| 4                      | 844                        | 6    | 24,230                         | 5,320        | 4,660  | 9,390   |
| 5                      | 836                        | 6    | 24,073                         | 5,300        | 4,226  | 9,424   |
| 6                      | 789                        | 6    | 23,055                         | 4,925        | 3,771  | 9,453   |
| 7                      | 722                        | 6    | 25,286                         | 6,370        | 4,746  | 8,878   |
| 8                      | 925                        | 7    | 26,843                         | 6,996        | 4,923  | 9,728   |
| 9                      | 680                        | 6    | 24,038                         | 5,812        | 4,051  | 9,326   |
| 10                     | 570                        | 5    | 24,305                         | 5,304        | 3,910  | 10,112  |

주: 1) 동해-1 가스전 생산량(2021년 12월 31일 생산 종료)

2) 원유 및 정제원료

3) 지역난방이 아닌 상용자가업체 열생산량을 의미

4) 원유 및 정제원료, 석유제품

5) 코크스 등 석탄 및 석탄제품

자료: 에너지경제연구원 에너지정보통계센터

Note: 1) Production at Donghae-1 gas field(End of production on December 31, 2021).

2) Crude oil and refinery feedstocks

3) Heat production by autoproducer plants

4) Crude oil and refinery feedstocks and petroleum products

5) Coal and coal products including coke oven cake

Source: Korea Energy Economics Institute.

# 1. 에너지원별 생산·공급 및 수출입(계속)

## Energy Production, Supply and Import & Export by Source (Cont'd)

|                        | 1차 에너지 공급   |                   |                    | Total Primary Energy Supply |                   | 에너지 수입 (A)  |        |
|------------------------|-------------|-------------------|--------------------|-----------------------------|-------------------|-------------|--------|
|                        | 원 자 력       | 수 력               | 바이오 및 폐기물          | 지열, 태양 및 기타                 | 열 <sup>3)</sup>   | 에너지 수입 (A)  | 석 탄    |
|                        | Nuclear     | Hydro             | Biofuels and waste | Geothermal, solar, etc.     | Heat              |             |        |
|                        | 1,000 TOE   |                   |                    |                             | Thousand TOE      |             |        |
| 2018                   | 28,437      | 719               | 7,985              | 3,024                       | 68                | 354,195     | 89,484 |
| 2019                   | 31,079      | 594               | 7,601              | 3,940                       | 66                | 338,899     | 85,586 |
| 2020                   | 34,119      | 826               | 7,479              | 5,146                       | 73                | 313,504     | 74,875 |
| 2021                   | 33,657      | 651               | 8,052              | 6,320                       | 68                | 326,860     | 76,172 |
| 2022                   | 37,500      | 755               | 8,252              | 7,657                       | 69                | 336,443     | 75,794 |
| 2023 <sup>p)</sup>     | 38,445      | 792               | 8,943              | 7,960                       | 73                | 326,760     | 72,434 |
| 2023. 10 <sup>p)</sup> | 3,224       | 61                | 681                | 656                         | 5                 | 26,599      | 5,545  |
| 11                     | 3,348       | 49                | 702                | 707                         | 5                 | 27,488      | 5,417  |
| 12                     | 3,472       | 59                | 780                | 578                         | 6                 | 30,176      | 6,511  |
| 2024. 1                | 3,187       | 47                | 820                | 606                         | 8                 | 31,334      | 7,076  |
| 2                      | 3,135       | 53                | 742                | 467                         | 5                 | 28,760      | 6,219  |
| 3                      | 3,320       | 61                | 794                | 668                         | 6                 | 26,292      | 5,025  |
| 4                      | 3,113       | 123               | 774                | 844                         | 6                 | 28,149      | 5,540  |
| 5                      | 3,413       | 111               | 757                | 836                         | 6                 | 27,517      | 5,375  |
| 6                      | 3,212       | 101               | 798                | 789                         | 6                 | 24,812      | 5,156  |
| 7                      | 3,511       | 136               | 917                | 722                         | 6                 | 26,794      | 6,128  |
| 8                      | 3,303       | 84                | 876                | 925                         | 7                 | 30,351      | 6,730  |
| 9                      | 3,375       | 64                | 723                | 680                         | 6                 | 26,058      | 5,752  |
| 10                     | 3,637       | 50                | 717                | 570                         | 5                 | 28,306      | 5,545  |
|                        |             |                   | 에너지 수출 (B)         |                             |                   | 순수입 (A-B)   |        |
|                        | 천연가스        | 석 유 <sup>4)</sup> | 에너지 수출 (B)         | 석 탄 <sup>5)</sup>           | 석 유 <sup>4)</sup> | Net imports |        |
|                        | Natural gas | Oil               |                    | Coal                        | Oil               |             |        |
|                        | 1,000 TOE   |                   |                    |                             | Thousand TOE      |             |        |
| 2018                   | 57,484      | 207,227           | 74,876             | 47                          | 74,829            | 279,318     |        |
| 2019                   | 53,217      | 200,096           | 72,524             | 12                          | 72,512            | 266,375     |        |
| 2020                   | 52,217      | 186,412           | 65,398             | 110                         | 65,287            | 248,106     |        |
| 2021                   | 59,987      | 190,702           | 62,374             | 217                         | 62,158            | 264,486     |        |
| 2022                   | 60,683      | 199,966           | 69,338             | 19                          | 69,318            | 267,105     |        |
| 2023 <sup>p)</sup>     | 57,705      | 196,621           | 68,758             | 0                           | 68,757            | 258,002     |        |
| 2023. 10 <sup>p)</sup> | 4,439       | 16,614            | 6,216              | 0                           | 6,216             | 20,383      |        |
| 11                     | 4,863       | 17,208            | 6,047              | 0                           | 6,047             | 21,442      |        |
| 12                     | 6,500       | 17,165            | 6,188              | 0                           | 6,188             | 23,988      |        |
| 2024. 1                | 6,347       | 17,911            | 6,131              | 0                           | 6,131             | 25,204      |        |
| 2                      | 5,496       | 17,046            | 5,843              | 0                           | 5,843             | 22,917      |        |
| 3                      | 4,678       | 16,589            | 6,454              | 0                           | 6,454             | 19,838      |        |
| 4                      | 5,439       | 17,170            | 5,765              | 0                           | 5,765             | 22,384      |        |
| 5                      | 4,689       | 17,453            | 6,302              | 0                           | 6,302             | 21,215      |        |
| 6                      | 4,021       | 15,634            | 5,137              | 0                           | 5,137             | 19,674      |        |
| 7                      | 3,978       | 16,688            | 6,164              | 0                           | 6,164             | 20,629      |        |
| 8                      | 5,041       | 18,580            | 6,387              | 0                           | 6,387             | 23,963      |        |
| 9                      | 4,296       | 16,010            | 6,086              | 0                           | 6,086             | 19,971      |        |
| 10                     | 5,770       | 16,991            | 5,348              | 0                           | 5,348             | 22,958      |        |

## 2. 에너지 수급

### Energy Supply and Demand

|                       | 무연탄<br>Anthracite      |               |              | 유연탄 및 기타 <sup>1)</sup><br>Bituminous and other coal |              | 원유 및 정제원료<br>Crude oil & refinery feedstocks |               |              |
|-----------------------|------------------------|---------------|--------------|---|--------------|--|---------------|--------------|
|                       | 생산<br>Production       | 수입<br>Imports | 재고<br>Stocks | 수입<br>Imports                                       | 재고<br>Stocks | 생산<br>Production                             | 수입<br>Imports | 재고<br>Stocks |
|                       | 1,000톤<br>Thousand ton |               |              | 1,000배럴<br>Thousand bbl                             |              |  |               |              |
| 2018                  | 1,202                  | 8,201         | 2,589        | 140,969   | 6,266        | 189  | 1,126,403     | 59,367       |
| 2019                  | 1,084                  | 6,858         | 2,650        | 134,933   | 7,836        | 155  | 1,075,973     | 52,761       |
| 2020                  | 1,019                  | 6,286         | 2,772        | 117,600   | 6,455        | 103  | 987,422       | 50,884       |
| 2021                  | 898                    | 6,475         | 2,810        | 119,625   | 5,399        | 36   | 973,734       | 48,956       |
| 2022                  | 820                    | 5,384         | 2,807        | 120,179   | 5,886        | 17   | 1,047,685     | 52,246       |
| 2023 <sup>p)</sup>    | 646                    | 4,639         | 2,696        | 115,122   | 4,497        | -  | 1,018,299     | 47,558       |
| 2023. 9 <sup>p)</sup> | 47                     | 418           | 2,847        | 9,357   | 5,496        | -  | 86,338        | 51,988       |
| 10                    | 46                     | 410           | 2,772        | 8,711   | 4,959        | -  | 84,496        | 48,787       |
| 11                    | 61                     | 435           | 2,741        | 8,507   | 4,885        | -  | 86,447        | 48,444       |
| 12                    | 48                     | 227           | 2,696        | 10,518  | 4,497        | -  | 90,691        | 47,558       |
| 2024. 1               | 53                     | 413           | 2,637        | 11,148  | 4,804        | -  | 90,430        | 47,697       |
| 2                     | 40                     | 359           | 2,620        | 9,911   | 4,918        | -  | 89,808        | 53,761       |
| 3                     | 49                     | 393           | 2,622        | 7,864   | 5,234        | -  | 83,417        | 49,193       |
| 4                     | 49                     | 471           | 2,622        | 8,492   | 5,574        | -  | 90,854        | 52,542       |
| 5                     | 44                     | 198           | 2,641        | 8,748   | 5,750        | -  | 88,994        | 51,504       |
| 6                     | 42                     | 277           | 2,650        | 8,201   | 6,162        | -  | 78,932        | 48,481       |
| 7                     | 45                     | 496           | 2,661        | 9,642   | 5,812        | -  | 84,997        | 46,962       |
| 8                     | 43                     | 554           | 2,650        | 10,573  | 5,436        | -  | 97,224        | 52,023       |
| 9                     | 39                     | 526           | 2,628        | 8,967   | 5,355        | -  | 81,389        | 48,728       |

|                       | 석유 제품<br>Petroleum products |              | 천연가스<br>Natural gas    |               |              | 도시가스<br>City gas         |                      |                                |
|-----------------------|-----------------------------|--------------|------------------------|---------------|--------------|--------------------------|----------------------|--------------------------------|
|                       | 수입<br>Imports               | 재고<br>Stocks | 생산<br>Production       | 수입<br>Imports | 재고<br>Stocks | 공급<br>Supply             | 도시가스 생산<br>(A+B)     |                                |
|                       | 1,000배럴<br>Thousand bbl     | Thousand bbl | 1,000톤<br>Thousand ton | Thousand ton  | Thousand ton | 프로판 투입<br>(A)<br>Propane | LNG 투입<br>(B)<br>LNG | 도시가스 생산<br>(A+B)<br>Production |
| 2018                  | 341,628                     | 62,772       | 234                    | 44,015        | 4,374        | 4,493                    | 1,073,038            | 1,077,531                      |
| 2019                  | 352,147                     | 54,709       | 198                    | 40,748        | 4,069        | 988                      | 1,018,825            | 1,019,813                      |
| 2020                  | 347,302                     | 53,557       | 142                    | 39,982        | 2,886        | 1,033                    | 986,708              | 987,742                        |
| 2021                  | 392,317                     | 52,402       | 42                     | 45,932        | 3,207        | 6,808                    | 1,045,368            | 1,052,176                      |
| 2022                  | 367,072                     | 52,353       | -                      | 46,394        | 4,351        | 13,998                   | 1,075,739            | 1,089,737                      |
| 2023 <sup>p)</sup>    | 372,054                     | 58,528       | -                      | 44,117        | 5,156        | 10,854                   | 992,784              | 1,003,638                      |
| 2023. 9 <sup>p)</sup> | 33,513                      | 57,988       | -                      | 2,918         | 4,922        | -                        | 47,865               | 47,865                         |
| 10                    | 33,051                      | 58,023       | -                      | 3,394         | 4,995        | 377                      | 60,637               | 61,014                         |
| 11                    | 35,765                      | 59,474       | -                      | 3,718         | 5,055        | 649                      | 101,252              | 101,901                        |
| 12                    | 30,855                      | 58,528       | -                      | 4,969         | 5,156        | 1,696                    | 144,932              | 146,628                        |
| 2024. 1               | 35,947                      | 56,751       | -                      | 4,852         | 4,622        | 1,986                    | 152,589              | 154,575                        |
| 2                     | 30,423                      | 57,125       | -                      | 4,202         | 3,969        | 1,576                    | 120,605              | 122,182                        |
| 3                     | 34,353                      | 55,025       | -                      | 3,576         | 3,575        | 830                      | 113,376              | 114,206                        |
| 4                     | 30,984                      | 55,572       | -                      | 4,159         | 4,144        | -                        | 67,529               | 67,529                         |
| 5                     | 34,572                      | 58,408       | -                      | 3,585         | 4,499        | -                        | 60,554               | 60,554                         |
| 6                     | 31,820                      | 57,891       | -                      | 3,074         | 4,687        | -                        | 52,049               | 52,049                         |
| 7                     | 33,178                      | 60,247       | -                      | 3,041         | 4,100        | -                        | 52,010               | 52,010                         |
| 8                     | 33,452                      | 60,624       | -                      | 3,856         | 4,191        | -                        | 49,360               | 49,360                         |
| 9                     | 31,840                      | 57,503       | -                      | 3,340         | 4,377        | -                        | 46,193               | 46,193                         |

주: 1) 원료탄, 기타유연탄, 아역청탄, 갈탄, 토탄, 고행연료, 코크스  
자료: 에너지경제연구원 에너지정보통계센터

Note: 1) Bituminous and other coal includes coking coal, other bituminous coal, sub-bituminous coal, lignite/brown coal, peat, patent fuel and coke oven coke.  
Source: Korea Energy Economics Institute.

### 3. 에너지 소비 Energy Consumption

|                        | 무연탄 Anthracite   |                     |       | 유연탄 <sup>2)</sup> Bituminous coal |                     |          | 석유제품 Petroleum products                            |  |         |
|------------------------|------------------|---------------------|-------|-----------------------------------|---------------------|----------|--|--|---------|
|                        | 합계 <sup>1)</sup> | 발전                  | 최종소비  | 합계 <sup>1)</sup>                  | 발전 <sup>3)</sup>    | 산업       | 발전 및 열<br>생산 투입<br>Power<br>generation &<br>others | 에너지산업<br>자체소비<br>Transformation<br>own use | 최종소비    |
|                        | Total            | Power<br>generation | TFC   | Total                             | Power<br>generation | Industry |  |  | TFC     |
|                        | 1,000톤           |                     |       | Thousand ton                      |                     |          | 1,000배럴  |  |         |
|                        |                  |                     |       |                                   |                     |          |  |  |         |
| 2018                   | 9,231            | 992                 | 8,239 | 142,064                           | 94,290              | 47,774   | 9,706  | 41,677                                     | 788,210 |
| 2019                   | 7,866            | 1,165               | 6,701 | 133,383                           | 86,597              | 46,786   | 7,396  | 41,759                                     | 796,132 |
| 2020                   | 7,177            | 971                 | 6,206 | 117,803                           | 72,963              | 44,840   | 5,420  | 41,306                                     | 752,269 |
| 2021                   | 7,324            | 900                 | 6,424 | 121,491                           | 74,285              | 47,206   | 5,961  | 38,312                                     | 809,098 |
| 2022                   | 6,209            | 912                 | 5,297 | 117,744                           | 75,104              | 42,640   | 6,706  | 38,981                                     | 798,903 |
| 2023 <sup>p)</sup>     | 5,430            | 917                 | 4,512 | 113,904                           | 71,129              | 42,775   | 4,595  | 39,205                                     | 766,182 |
| 2023. 10 <sup>p)</sup> | 533              | 78                  | 455   | 7,771                             | 4,226               | 3,545    | 361  | 3,446                                      | 63,060  |
| 11                     | 513              | 36                  | 477   | 8,136                             | 4,537               | 3,599    | 336  | 3,332                                      | 64,720  |
| 12                     | 341              | 63                  | 278   | 9,231                             | 5,531               | 3,700    | 468  | 3,646                                      | 67,358  |
| 2024. 1                | 527              | 125                 | 402   | 10,558                            | 6,885               | 3,673    | 419  | 3,784                                      | 70,836  |
| 2                      | 417              | 51                  | 366   | 9,116                             | 5,705               | 3,412    | 339  | 3,472                                      | 61,601  |
| 3                      | 438              | 49                  | 389   | 8,579                             | 4,955               | 3,625    | 347  | 3,524                                      | 67,440  |
| 4                      | 478              | 56                  | 422   | 7,616                             | 4,267               | 3,350    | 252  | 3,323                                      | 65,112  |
| 5                      | 287              | 87                  | 200   | 7,105                             | 3,762               | 3,343    | 191  | 3,496                                      | 66,045  |
| 6                      | 345              | 83                  | 262   | 8,159                             | 4,770               | 3,389    | 224  | 3,250                                      | 67,445  |
| 7                      | 473              | 84                  | 389   | 9,659                             | 6,286               | 3,373    | 274  | 3,458                                      | 61,478  |
| 8                      | 579              | 118                 | 461   | 11,116                            | 7,507               | 3,609    | 315  | 3,437                                      | 67,754  |
| 9                      | 550              | 98                  | 452   | 9,213                             | 5,844               | 3,369    | 687  | 3,317                                      | 64,984  |
| 10                     | 482              | 26                  | 456   | 7,969                             | 4,399               | 3,570    | 393  | 3,333                                      | 70,697  |

|                        | 천연가스 Natural gas |                     |                      |                           |          | 도시가스 City gas       |                           |         |
|------------------------|------------------|---------------------|----------------------|---------------------------|----------|---------------------|---------------------------|---------|
|                        | 합계 <sup>1)</sup> | 발전                  | 가스제조                 | 에너지산업<br>자체소비             | 산업       | 발전 <sup>4)</sup>    | 에너지산업<br>자체소비             | 최종소비    |
|                        | Total            | Power<br>generation | Gas<br>manufacturing | Transformation<br>own use | Industry | Power<br>generation | Transformation<br>own use | TFC     |
|                        | 1,000톤           |                     |                      |                           |          | TJ                  |                           |         |
|                        |                  |                     |                      |                           |          |                     |                           |         |
| 2018                   | 42,269           | 20,364              | 19,624               | 919                       | 1,367    | 42,067              | 49,625                    | 996,177 |
| 2019                   | 40,990           | 19,406              | 18,633               | 1,479                     | 1,475    | 29,645              | 35,525                    | 966,918 |
| 2020                   | 41,458           | 19,979              | 18,045               | 1,848                     | 1,591    | 24,364              | 19,591                    | 947,573 |
| 2021                   | 45,781           | 23,249              | 19,118               | 1,817                     | 1,605    | 26,533              | 37,892                    | 978,944 |
| 2022                   | 45,449           | 22,675              | 19,643               | 1,514                     | 1,621    | 28,846              | 34,698                    | 998,003 |
| 2023 <sup>p)</sup>     | 43,921           | 21,618              | 18,129               | 2,020                     | 2,162    | 22,748              | 24,352                    | 925,489 |
| 2023. 10 <sup>p)</sup> | 2,989            | 1,510               | 1,107                | 194                       | 179      | 997                 | 1,885                     | 51,350  |
| 11                     | 3,898            | 1,675               | 1,849                | 196                       | 179      | 2,791               | 2,767                     | 80,492  |
| 12                     | 5,016            | 1,936               | 2,647                | 191                       | 242      | 5,036               | 5,159                     | 122,054 |
| 2024. 1                | 5,438            | 2,200               | 2,786                | 188                       | 264      | 4,978               | 4,109                     | 135,896 |
| 2                      | 4,451            | 1,801               | 2,202                | 200                       | 247      | 3,615               | 3,641                     | 117,153 |
| 3                      | 4,479            | 2,019               | 2,070                | 196                       | 194      | 2,234               | 2,188                     | 104,897 |
| 4                      | 3,292            | 1,605               | 1,233                | 190                       | 265      | 876                 | 2,164                     | 71,505  |
| 5                      | 3,224            | 1,649               | 1,106                | 196                       | 274      | 1,143               | 1,982                     | 56,547  |
| 6                      | 3,193            | 1,770               | 950                  | 176                       | 297      | 615                 | 1,757                     | 48,062  |
| 7                      | 3,499            | 2,077               | 950                  | 182                       | 291      | 457                 | 1,646                     | 47,983  |
| 8                      | 3,703            | 2,317               | 901                  | 190                       | 294      | 566                 | 1,293                     | 45,229  |
| 9                      | 3,141            | 1,837               | 844                  | 188                       | 272      | 419                 | 1,430                     | 41,620  |
| 10                     | 3,110            | 1,641               | 1,062                | 154                       | 254      | 462                 | 2,475                     | 48,537  |

주: 1) 일차에너지소비

2) 원료탄과 기타유연탄입

3) 아역청탄 포함

4) 열병합, 열전용

자료: 에너지경제연구원 에너지정보통계센터

Note: 1) Total primary energy consumption

2) Bituminous coal includes coking coal and other bituminous coal.

3) Includes sub-bituminous coal.

4) Includes CHP and heat-only plants.

Source: Korea Energy Economics Institute.

## 4. 에너지 가격

### Retail Price of Energy

|                        | 휘발유 <sup>1)</sup> | 등유 <sup>1)</sup> | 경유 <sup>1)</sup> | 중질중유 <sup>2)</sup>   | 프로판 <sup>3)</sup> | 부탄                                      |                    | 석탄                |                       |
|------------------------|-------------------|------------------|------------------|----------------------|-------------------|---|--------------------|-------------------|-----------------------|
|                        |                   | Kerosene         |                  |                      |                   | Butane                                  |                    | Coal              |                       |
|                        |                   | 실내등유             |                  |                      |                   | 일반용 <sup>3)</sup>                       | 수송용 <sup>1)</sup>  | 무연탄 <sup>4)</sup> | 연탄 <sup>5)</sup>      |
|                        | Gasoline          | Kerosene         | Gas/Diesel oil   | Bunker-C             | Propane           | Residential/<br>commercial              | Transport          | Anthracite        | Briquette             |
|                        | 원 (won) / ℓ       |                  |                  |                      | 원 (won) / kg      |   | 원 (won) / ℓ        | 원 (won) / ton     | 원 / 장<br>(won / each) |
| 2018                   | 1,581.4           | 942.3            | 1,391.9          | 724.3                | 1,920.4           | 2,177.4                                 | 874.5              | 167,164           | 561                   |
| 2019                   | 1,472.4           | 961.7            | 1,340.5          | 733.6                | 1,869.9           | 2,140.4                                 | 806.3              | 179,380           | 657                   |
| 2020                   | 1,381.4           | 853.8            | 1,189.7          | 570.1                | 1,851.2           | 2,148.0                                 | 790.8              | 179,380           | 657                   |
| 2021                   | 1,590.6           | 946.8            | 1,391.4          | 731.6                | 2,092.3           | 2,415.1                                 | 932.2              | 179,380           | 657                   |
| 2022                   | 1,812.8           | 1,473.9          | 1,842.9          | 1,082.2              | 2,478.1           | 2,854.7                                 | 1,081.8            | 179,380           | 657                   |
| 2023 <sup>p)</sup>     | 1,643.0           | 1,403.0          | 1,558.3          | 924.4                | 2,372.7           | 2,774.2                                 | 957.4              | 179,380           | 657                   |
| 2023. 10 <sup>p)</sup> | 1,775.9           | 1,432.9          | 1,690.3          | 992.6                | 2,367.9           | 2,728.4                                 | 940.3              | 179,380           | 657                   |
| 11                     | 1,684.1           | 1,426.3          | 1,628.2          | 1,024.1              | 2,416.6           | 2,826.6                                 | 970.9              | 179,380           | 657                   |
| 12                     | 1,600.6           | 1,389.5          | 1,526.3          | 994.7                | 2,420.1           | 2,858.0                                 | 970.8              | 179,380           | 657                   |
| 2024. 1                | 1,569.3           | 1,359.5          | 1,480.1          | 900.9                | 2,418.8           | 2,857.3                                 | 970.5              | 179,380           | 657                   |
| 2                      | 1,614.5           | 1,360.8          | 1,517.8          | 909.5                | 2,418.9           | 2,860.0                                 | 970.5              | 179,380           | 657                   |
| 3                      | 1,639.1           | 1,365.6          | 1,539.0          | 938.2                | 2,418.5           | 2,854.5                                 | 970.2              | 179,380           | 657                   |
| 4                      | 1,687.8           | 1,367.4          | 1,557.8          | 947.8                | 2,419.3           | 2,843.4                                 | 970.1              | 179,380           | 657                   |
| 5                      | 1,697.5           | 1,364.0          | 1,539.6          | 979.4                | 2,418.7           | 2,833.3                                 | 970.0              | 179,380           | 657                   |
| 6                      | 1,657.4           | 1,351.8          | 1,487.5          | 959.8                | 2,417.5           | 2,826.1                                 | 969.5              | 179,380           | 657                   |
| 7                      | 1,707.1           | 1,352.9          | 1,542.5          | 942.9                | 2,423.1           | 2,825.5                                 | 982.6              | 179,380           | 657                   |
| 8                      | 1,691.3           | 1,350.5          | 1,528.9          | 967.2                | 2,469.9           | 2,872.1                                 | 1,016.4            | 179,380           | 657                   |
| 9                      | 1,622.2           | 1,332.0          | 1,458.2          | 922.4                | 2,475.1           | 2,876.3                                 | 1,017.1            | 179,380           | 657                   |
| 10                     | 1,591.3           | 1,310.0          | 1,421.4          | 917.0                | 2,474.7           | 2,871.8                                 | 1,016.9            | 179,380           | 657                   |
|                        |                   |                  |                  |                      |                   |   |                    |                   |                       |
|                        | 전력 <sup>6)</sup>  |                  |                  | 액화천연가스 <sup>7)</sup> |                   | 도시가스 <sup>8)</sup>                      |                    |                   |                       |
|                        | Electricity       |                  |                  | LNG                  |                   | City gas                                |                    |                   |                       |
|                        | 평균                | 저압(전등)           | 고압(동력)           | 도입금액                 | 단가                | 가정용 <sup>9)</sup>                       | 업무용 <sup>10)</sup> | 산업용               | 영업용 <sup>11)</sup>    |
|                        | Average           | Lighting         | Power            | Import value         | Unit Price        | Residential                             | Commercial         | Industrial        | Business              |
|                        | 원 (won) / kwh     |                  |                  | 백만불(mil.\$)          | \$/ton            | 원 (won) / m <sup>3</sup> , 원 (won) / MJ |                    |                   |                       |
| 2018                   | 108.7             | 111.5            | 108.0            | 23,188.9             | 526.8             | 15.1                                    | 15.4               | 13.0              | 14.8                  |
| 2019                   | 108.7             | 111.7            | 107.8            | 20,566.6             | 504.7             | 15.5                                    | 16.0               | 13.7              | 15.4                  |
| 2020                   | 109.8             | 113.3            | 108.8            | 15,716.3             | 393.1             | 15.1                                    | 15.1               | 12.6              | 14.9                  |
| 2021                   | 108.1             | 112.2            | 107.0            | 25,452.8             | 554.1             | 14.2                                    | 17.2               | 14.3              | 13.7                  |
| 2022                   | 120.5             | 124.0            | 119.6            | 50,022.2             | 1,078.2           | 16.6                                    | 28.7               | 25.9              | 16.3                  |
| 2023 <sup>p)</sup>     | 152.8             | 152.6            | 152.9            | 36,048.9             | 817.1             | 20.4                                    | 26.0               | 23.2              | 20.1                  |
| 2023. 10 <sup>p)</sup> | 144.5             | 150.3            | 143.0            | 2,133.1              | 628.5             | 20.7                                    | 23.4               | 20.5              | 20.4                  |
| 11                     | 163.3             | 151.2            | 166.5            | 2,395.3              | 644.3             | 20.7                                    | 21.8               | 18.9              | 20.4                  |
| 12                     | 166.1             | 158.5            | 168.2            | 3,820.6              | 768.8             | 20.7                                    | 23.0               | 21.0              | 20.6                  |
| 2024. 1                | 165.6             | 157.2            | 168.2            | 3,455.6              | 712.1             | 20.7                                    | 25.0               | 22.9              | 20.6                  |
| 2                      | 165.5             | 157.4            | 168.2            | 2,707.1              | 644.3             | 20.7                                    | 23.0               | 20.9              | 20.6                  |
| 3                      | 151.1             | 153.5            | 150.4            | 2,183.5              | 610.6             | 20.7                                    | 23.5               | 21.5              | 20.6                  |
| 4                      | 149.9             | 148.6            | 150.3            | 2,549.2              | 613.0             | 20.7                                    | 22.0               | 19.1              | 20.4                  |
| 5                      | 150.7             | 154.2            | 149.9            | 2,086.2              | 582.0             | 20.7                                    | 23.3               | 20.1              | 20.4                  |
| 6                      | 166.2             | 161.6            | 167.3            | 1,846.0              | 600.5             | 20.7                                    | 23.3               | 19.5              | 20.4                  |
| 7                      | 172.5             | 170.7            | 172.9            | 1,842.9              | 606.0             | 20.7                                    | 23.3               | 20.1              | 20.4                  |
| 8                      | 171.8             | 169.4            | 172.5            | 2,414.3              | 626.5             | 22.3                                    | 24.1               | 21.3              | 21.8                  |
| 9                      | 157.1             | 163.0            | 155.3            | 2,029.3              | 617.8             | 22.3                                    | 24.3               | 21.4              | 21.8                  |
| 10                     | 152.8             | 152.4            | 152.9            | 2,850.8              | 646.2             | 22.3                                    | 23.8               | 21.0              | 21.8                  |

주: 1) 주유소/충전소 판매 가격(부가세 포함 가격)

2) 대리점 판매 가격(부가세 포함 가격)

3) 판매소 판매 가격(부가세 포함 가격)

4) 국내탄 5급 (4,400~4,599 kcal/kg) 최고가격 기준

5) 수송비(개당 12.75원)와 판매소 수수료(개당 5원)를 포함한 판매소 가격

6) 2004년 1월 이후의 수송가수 및 판매량의 전등과 동력은 저압과 고압으로 변경

7) CIF 기준

8) 서울지역 평균가격 (부가세 제외), 2013년부터는 열량단위 단가

9) 취사용 가격 10) 업무난방용 가격

11) 직접적인 영리 목적의 영업활동(목욕탕 등 제외)

자료: 에너지경제연구원 에너지정보통계센터

Note: 1) Gas station sales prices(All the prices include VAT.)

2) Agent sales price(All the prices include VAT.)

3) Sales prices at general-purpose propane and butane stores.(All the prices include VAT.)

4) Based on the top price of Grade 5 (4,400-4,599 kcal/kg) of domestic coal.

5) Store prices include transport expenses and the store commission.

6) The lighting and power of households and sales volume after January 2004

were changed to low tension and high tension.

7) Based on CIF.

8) Average price in the Seoul area (excluding VAT), based on mega joule from 2013

9) Prices for cooking purpose. 10) Prices for heating of the building.

11) Price for business(except public bathhouse)

Source: Korea Energy Economics Institute.

5. 판매 전력량<sup>1)</sup>

단위: MWh

|                    | 합 계         | 가정용         | 공공용        | 서비스업 및<br>기타 <sup>3)</sup> | 농림어업                         | 광업        | 제조업            |            |
|--------------------|-------------|-------------|------------|----------------------------|------------------------------|-----------|----------------|------------|
|                    | Total       | Residential | Public     | Services, etc.             | Agri., forestry &<br>fishery | Mining    | 식품, 음료         |            |
|                    |             |             |            |                            |                              |           | Food, beverage |            |
| 2021               | 533,430,811 | 77,558,386  | 25,025,912 | 148,181,597                | 18,496,161                   | 1,806,892 | 262,361,863    | 13,342,985 |
| 2022               | 547,932,742 | 78,557,569  | 26,218,458 | 155,219,784                | 19,285,373                   | 1,758,985 | 266,892,573    | 13,705,942 |
| 2023               | 545,965,955 | 79,885,924  | 26,604,249 | 157,770,852                | 18,777,187                   | 1,709,275 | 261,218,468    | 13,787,137 |
| 2023. 11           | 42,906,251  | 5,984,497   | 2,019,130  | 11,833,139                 | 1,652,694                    | 151,115   | 21,265,676     | 1,122,208  |
| 12                 | 46,215,483  | 6,399,533   | 2,530,336  | 13,757,371                 | 1,573,187                    | 150,313   | 21,804,744     | 1,117,115  |
| 2024. 1            | 49,630,014  | 6,984,837   | 2,710,922  | 15,415,708                 | 1,846,259                    | 151,966   | 22,520,321     | 1,185,008  |
| 2                  | 46,697,821  | 6,867,134   | 2,436,775  | 14,683,199                 | 1,833,812                    | 135,372   | 20,741,529     | 1,115,938  |
| 3                  | 45,368,404  | 6,200,284   | 2,305,768  | 13,077,690                 | 1,618,986                    | 144,702   | 22,020,975     | 1,107,469  |
| 4                  | 42,771,101  | 6,129,916   | 2,063,474  | 12,059,141                 | 1,416,755                    | 143,711   | 20,958,104     | 1,127,853  |
| 5                  | 41,200,280  | 5,704,121   | 1,857,086  | 11,277,878                 | 1,245,157                    | 135,244   | 20,980,794     | 1,108,809  |
| 6                  | 42,815,600  | 6,044,247   | 2,019,929  | 12,300,321                 | 1,398,895                    | 133,759   | 20,918,450     | 1,157,815  |
| 7                  | 47,096,107  | 7,272,650   | 2,317,524  | 13,825,934                 | 1,391,313                    | 134,569   | 22,154,117     | 1,298,744  |
| 8                  | 52,419,907  | 10,078,980  | 2,466,747  | 15,739,654                 | 1,842,298                    | 128,956   | 22,163,272     | 1,338,324  |
| 9                  | 50,383,622  | 9,714,998   | 2,470,622  | 14,947,368                 | 1,880,170                    | 121,996   | 21,248,469     | 1,279,111  |
| 10                 | 44,090,084  | 6,933,609   | 1,995,033  | 12,321,696                 | 1,380,523                    | 130,390   | 21,328,834     | 1,172,114  |
| 11                 | 41,930,341  | 6,073,131   | 1,981,177  | 11,819,334                 | 1,652,648                    | 137,422   | 20,266,630     | 1,117,029  |
| 서울특별시              | 3,583,100   | 1,082,830   | 270,200    | 2,131,999                  | 1,403                        | 140       | 96,528         | 18,556     |
| 부산광역시              | 1,643,222   | 391,088     | 98,154     | 601,819                    | 8,109                        | 1,504     | 542,549        | 53,254     |
| 대구광역시              | 1,240,197   | 283,051     | 68,687     | 430,001                    | 9,640                        | 2,011     | 446,807        | 21,007     |
| 인천광역시              | 1,987,705   | 375,232     | 82,909     | 634,506                    | 17,038                       | 5,534     | 872,486        | 54,529     |
| 광주광역시              | 691,133     | 171,584     | 42,615     | 249,936                    | 8,037                        | 204       | 218,758        | 13,894     |
| 대전광역시              | 749,622     | 166,069     | 80,270     | 327,179                    | 3,315                        | 120       | 172,670        | 13,175     |
| 울산광역시              | 2,483,059   | 127,995     | 42,842     | 311,028                    | 7,660                        | 984       | 1,992,551      | 17,362     |
| 세종특별자치시            | 324,968     | 51,626      | 28,896     | 82,652                     | 9,148                        | 1,026     | 151,622        | 11,143     |
| 경기도                | 10,704,542  | 1,656,582   | 473,751    | 3,068,485                  | 233,721                      | 19,854    | 5,252,148      | 254,776    |
| 강원특별자치도            | 1,310,014   | 183,820     | 118,162    | 510,217                    | 73,736                       | 35,995    | 388,084        | 52,726     |
| 충청북도               | 2,064,339   | 189,653     | 108,259    | 421,825                    | 84,339                       | 10,411    | 1,249,851      | 117,364    |
| 충청남도               | 3,992,723   | 257,831     | 92,688     | 606,971                    | 253,189                      | 27,893    | 2,754,151      | 119,720    |
| 전북특별자치도            | 1,672,654   | 198,433     | 84,539     | 388,345                    | 159,923                      | 5,603     | 835,811        | 149,026    |
| 전라남도               | 2,624,751   | 198,995     | 98,793     | 462,658                    | 334,843                      | 5,514     | 1,523,948      | 62,566     |
| 경상북도               | 3,633,956   | 291,047     | 141,620    | 665,325                    | 201,231                      | 14,988    | 2,319,745      | 54,989     |
| 경상남도               | 2,781,272   | 374,240     | 119,817    | 705,906                    | 153,366                      | 5,099     | 1,422,843      | 86,309     |
| 제주특별자치도            | 443,084     | 73,056      | 28,975     | 220,482                    | 93,950                       | 543       | 26,077         | 16,633     |
| 황해북도 <sup>2)</sup> | -           | -           | -          | -                          | -                            | -         | -              | -          |

주: 1) 한국표준산업분류 10차 개정 기준임

2) 개성지사 판매 부분

3) 한국표준산업분류상 A. 농업, 임업 및 어업, B. 광업, C. 제조업, O. 공공행정 국방 및 사회보장행정을 제외한 산업

단, C. 제조업 중 34. 산업용 기계 및 장비 수리업은 포함

자료: 한국전력공사 경영개선처



5. Electric Power Sold <sup>1)</sup>

In MWh

| Manufacturing        |  |   |                          |   |  |                  |                              |
|----------------------|--|---|--------------------------|---|--|------------------|------------------------------|
| 섬유제품<br><br>Textiles | 펄프, 종이,<br>종이제품<br><br>Pulp, paper and<br>paper products | 화학물질,<br>화학제품<br><br>Chemicals and<br>chemical products | 1차 금속<br><br>Basic metal | 전자, 영상, 음향,<br>컴퓨터, 통신장비<br><br>Electronic, visual,<br>sounding, computer<br>and communication<br>equipment | 자동차, 트레<br>일러<br><br>Motor vehicles,<br>trailers and<br>semitrailers | 기타<br><br>Others |                              |
| 8,165,706            | 8,009,899  | 41,256,268  | 35,043,680               | 57,788,476  | 17,983,076   | 80,771,773       | 2021                         |
| 7,796,961            | 8,010,151  | 40,984,440  | 35,043,548               | 60,192,109  | 18,516,600   | 82,642,823       | 2022                         |
| 6,853,776            | 7,691,031  | 41,210,140  | 32,875,268               | 58,359,342  | 18,983,692   | 81,458,082       | 2023                         |
| 530,516              | 647,483  | 3,292,672   | 2,614,161                | 4,728,703   | 1,584,795  | 6,745,139        | 11. 2023                     |
| 541,864              | 676,676  | 3,501,830   | 2,614,871                | 4,753,431   | 1,619,749  | 6,979,207        | 12                           |
| 553,257              | 686,543  | 3,610,146   | 2,778,566                | 4,780,675   | 1,690,473  | 7,235,653        | 1. 2024                      |
| 516,841              | 622,408  | 3,319,576   | 2,402,913                | 4,504,605   | 1,526,436  | 6,732,812        | 2                            |
| 525,696              | 652,028  | 3,481,119   | 2,876,290                | 4,994,995   | 1,580,951  | 6,802,426        | 3                            |
| 525,419              | 629,505  | 3,405,776   | 2,532,642                | 4,567,983   | 1,562,155  | 6,606,771        | 4                            |
| 499,681              | 632,843  | 3,516,201   | 2,456,001                | 4,748,567   | 1,525,757  | 6,492,933        | 5                            |
| 496,624              | 612,826  | 3,425,583   | 2,444,403                | 4,660,714   | 1,556,554  | 6,563,930        | 6                            |
| 522,126              | 652,385  | 3,651,334   | 2,415,279                | 5,094,953   | 1,610,640  | 6,908,656        | 7                            |
| 510,207              | 645,095  | 3,521,953   | 2,326,438                | 5,298,370   | 1,620,647  | 6,902,238        | 8                            |
| 492,343              | 609,236  | 3,473,796   | 2,268,138                | 4,944,612   | 1,543,204  | 6,638,029        | 9                            |
| 467,953              | 631,508  | 3,487,290   | 2,565,749                | 5,016,727   | 1,518,603  | 6,468,891        | 10                           |
| 476,094              | 624,294  | 3,282,371   | 2,501,641                | 4,287,242   | 1,521,345  | 6,456,613        | 11                           |
| 6,233                | 2,318  | 2,714   | 791                      | 3,657   | 1,265  | 60,994           | Seoul                        |
| 12,500               | 2,272  | 22,498  | 127,938                  | 7,863   | 94,299   | 221,927          | Busan                        |
| 49,946               | 36,780   | 15,230  | 21,985                   | 26,427  | 116,844  | 158,589          | Daegu                        |
| 2,205                | 3,816  | 36,750  | 127,383                  | 118,841   | 41,027   | 487,936          | Incheon                      |
| 11,321               | 3,987  | 5,725   | 3,144                    | 60,082  | 40,920   | 79,684           | Gwangju                      |
| 2,241                | 45,567   | 16,002  | 3,255                    | 14,727  | 15,645   | 62,057           | Daejeon                      |
| 21,781               | 47,247   | 783,236   | 219,862                  | 3,329   | 177,237  | 722,496          | Ulsan                        |
| 1,221                | 27,918   | 15,043  | 3,286                    | 21,927  | 6,608  | 64,477           | Sejong                       |
| 98,591               | 144,357  | 497,088   | 154,118                  | 2,647,058   | 236,645  | 1,219,515        | Gyeonggi-do                  |
| 1,347                | 1,895  | 7,394   | 25,187                   | 5,412   | 13,737   | 280,388          | Gangwon State                |
| 12,467               | 67,931   | 133,553   | 30,986                   | 168,209   | 61,661   | 657,682          | Chungcheongbuk-do            |
| 11,016               | 60,613   | 339,934   | 331,223                  | 830,581   | 235,319  | 825,745          | Chungcheongnam-do            |
| 42,580               | 80,020   | 177,439   | 140,816                  | 29,792  | 65,874   | 150,264          | Jeonbuk State                |
| 11,354               | 7,754  | 936,831   | 175,166                  | 4,204   | 5,906  | 320,167          | Jeollanam-do                 |
| 176,750              | 30,210   | 231,947   | 856,754                  | 292,900   | 214,271  | 461,923          | Gyeongsangbuk-do             |
| 14,526               | 59,452   | 58,646  | 279,579                  | 52,086  | 194,058  | 678,188          | Gyeongsangnam-do             |
| 16                   | 2,158  | 2,341   | 170                      | 148   | 30   | 4,581            | Jeju-do                      |
| -                    | -  | -   | -                        | -   | -  | -                | Hwanghaebuk-do <sup>2)</sup> |

Note: 1) Based on the 10th revision of Korean Standard Industrial Classification.

2) Data for electric power sold in Gaeseong Branch

3) Services, etc. include all of the industries classified under the Korean Standard Industrial Classification(KSIC) other than those classified as: A-Agriculture, Forestry and Fishing, B-Mining and Quarrying, C-Manufacturing, and O-Public Administration, Defence and Compulsory Social Security. Services, etc. also include industries classified under subsector 34-Maintenance and Repair Services of Industrial Machinery and Equipment of sector C-Manufacturing.

Source: Korea Electric Power Co.

## 6. 전력총괄

### Summary of Electric Power

단위: MW, %, 총발전량 MWh

In MW, %, Total power generated MWh

|                         | 설비용량 <sup>1)</sup>       | 공급능력 <sup>1)</sup> | 최대전력 <sup>1)</sup> | 평균전력            | 설비 <sup>1)</sup><br>예비력 | 설비 <sup>1)2)</sup><br>예비율         | 공급 <sup>1)</sup><br>예비력      | 공급 <sup>1)3)</sup><br>예비율    | 평균 <sup>4)</sup><br>부하율 | 평균 <sup>5)</sup><br>이용률 |
|-------------------------|--------------------------|--------------------|--------------------|-----------------|-------------------------|-----------------------------------|------------------------------|------------------------------|-------------------------|-------------------------|
|                         | Generating<br>facilities | Capacity           | Peak load          | Average<br>load | Reserved<br>facilities  | Rate of<br>reserved<br>facilities | Reserved<br>power            | Rate of<br>reserved<br>power | Average<br>load factor  | Average<br>plant factor |
| 2017                    | 116,657                  | 96,095             | 85,133             | 63,188          | 31,524                  | 37.0                              | 10,962                       | 12.9                         | 74.2                    | 54.0                    |
| 2018                    | 117,205                  | 99,570             | 92,478             | 65,142          | 24,727                  | 26.7                              | 7,092                        | 7.7                          | 70.4                    | 54.7                    |
| 2019                    | 122,973                  | 96,389             | 90,314             | 64,274          | 32,659                  | 36.2                              | 6,075                        | 6.7                          | 71.2                    | 51.3                    |
| 2020                    | 127,819                  | 97,951             | 89,091             | 62,860          | 38,728                  | 43.5                              | 8,860                        | 9.9                          | 70.6                    | 48.7                    |
| 2021                    | 131,330                  | 100,739            | 91,141             | 65,846          | 40,189                  | 44.1                              | 9,598                        | 10.5                         | 72.2                    | 49.1                    |
| 2022                    | 137,938                  | 105,628            | 94,509             | 67,854          | 43,429                  | 46.0                              | 11,119                       | 11.8                         | 71.8                    | 49.1                    |
| 2023                    | 142,567                  | 104,297            | 93,615             | 67,129          | 48,952                  | 52.3                              | 10,682                       | 11.4                         | 71.7                    | 46.5                    |
| 2023. 11                | 144,063                  | 96,366             | 82,716             | 66,064          | 61,347                  | 74.2                              | 13,650                       | 16.5                         | 79.9                    | 45.9                    |
| 12                      | 144,381                  | 105,213            | 91,556             | 70,445          | 52,825                  | 57.7                              | 13,657                       | 14.9                         | 76.9                    | 48.8                    |
| 2024. 1                 | 144,640                  | 104,997            | 89,231             | 72,780          | 55,409                  | 62.1                              | 15,766                       | 17.7                         | 81.6                    | 50.3                    |
| 2                       | 144,983                  | 101,921            | 84,093             | 67,746          | 60,890                  | 72.4                              | 17,828                       | 21.2                         | 80.6                    | 46.7                    |
| 3                       | 145,013                  | 95,500             | 81,691             | 66,375          | 63,322                  | 77.5                              | 13,809                       | 16.9                         | 81.3                    | 45.7                    |
| 4                       | 145,191                  | 83,155             | 71,199             | 61,192          | 73,992                  | 103.9                             | 11,956                       | 16.8                         | 85.9                    | 41.7                    |
| 5                       | 147,999                  | 82,585             | 69,899             | 61,035          | 78,100                  | 111.7                             | 12,686                       | 18.1                         | 87.3                    | 41.2                    |
| 6                       | 148,089                  | 89,170             | 80,077             | 65,742          | 68,012                  | 84.9                              | 9,093                        | 11.4                         | 82.1                    | 44.2                    |
| 7                       | 148,932                  | 99,162             | 90,254             | 73,138          | 58,678                  | 65.0                              | 8,908                        | 9.9                          | 81.0                    | 49.0                    |
| 8                       | 149,179                  | 105,360            | 97,115             | 78,977          | 52,064                  | 53.6                              | 8,245                        | 8.5                          | 81.3                    | 52.9                    |
| 9                       | 149,625                  | 101,806            | 93,246             | 70,470          | 56,379                  | 60.5                              | 8,560                        | 9.2                          | 75.6                    | 47.0                    |
| 10 p)                   | 150,118                  | 85,391             | 72,272             | 62,064          | 77,846                  | 107.7                             | 13,119                       | 18.2                         | 85.9                    | 41.0                    |
| 11 p)                   | 151,707                  | 97,490             | 79,064             | 63,597          | 72,643                  | 91.9                              | 18,426                       | 23.3                         | 80.4                    | 41.9                    |
| 발전 전력량 Gross generation |                          |                    |                    |                 |                         |                                   |                              |                              |                         |                         |
|                         | 수 력                      |                    | 기 력                | 복 합             | 내 연                     | 원자력                               | 신재생에너지                       | 기 타                          |                         |                         |
|                         | Hydro                    |                    | Steam              | Complex         | Internal<br>combustion  | Nuclear                           | New &<br>renewable<br>energy | Others                       |                         |                         |
| 2017                    | 553,530,107              | 6,995,173          | 247,842,814        | 125,472,501     | 513,347                 | 148,426,725                       | 24,279,548                   | -                            |                         |                         |
| 2018                    | 570,646,507              | 7,270,453          | 248,582,670        | 152,689,756     | 528,453                 | 133,505,261                       | 28,069,912                   | -                            |                         |                         |
| 2019                    | 563,040,305              | 6,247,064          | 232,128,304        | 144,676,488     | 578,912                 | 145,909,669                       | 31,250,430                   | 2,249,438                    |                         |                         |
| 2020                    | 552,162,160              | 7,148,249          | 200,895,018        | 145,306,374     | 404,673                 | 160,183,721                       | 31,056,508                   | 7,167,616                    |                         |                         |
| 2021                    | 576,809,488              | 6,737,434          | 202,657,406        | 167,023,808     | 490,697                 | 158,015,230                       | 39,101,556                   | 2,783,357                    |                         |                         |
| 2022                    | 594,400,365              | 7,256,228          | 199,030,924        | 162,203,845     | 570,046                 | 176,054,012                       | 47,266,256                   | 2,019,054                    |                         |                         |
| 2023                    | 588,046,503              | 7,500,314          | 189,970,641        | 156,803,950     | 389,789                 | 180,494,096                       | 50,455,722                   | 2,431,991                    |                         |                         |
| 2023. 11                | 47,566,116               | 563,455            | 14,941,327         | 12,046,617      | 25,812                  | 15,718,365                        | 4,111,559                    | 158,982                      |                         |                         |
| 12                      | 52,411,424               | 574,306            | 17,926,644         | 13,771,845      | 31,549                  | 16,300,400                        | 3,593,269                    | 213,410                      |                         |                         |
| 2024. 1                 | 54,148,465               | 593,967            | 18,410,340         | 15,828,877      | 28,864                  | 14,960,555                        | 4,092,406                    | 233,455                      |                         |                         |
| 2                       | 47,151,109               | 598,508            | 14,961,735         | 12,944,693      | 25,705                  | 14,716,513                        | 3,660,731                    | 243,225                      |                         |                         |
| 3                       | 49,382,636               | 750,456            | 13,089,513         | 14,560,771      | 28,949                  | 15,588,689                        | 5,196,567                    | 167,691                      |                         |                         |
| 4                       | 44,057,911               | 1,001,440          | 11,559,151         | 11,803,486      | 24,540                  | 14,617,091                        | 4,785,261                    | 266,941                      |                         |                         |
| 5                       | 45,409,824               | 984,617            | 10,278,992         | 12,180,285      | 24,803                  | 16,023,177                        | 5,617,625                    | 300,325                      |                         |                         |
| 6                       | 47,334,062               | 820,093            | 12,961,620         | 12,999,629      | 25,542                  | 15,077,686                        | 5,235,096                    | 214,395                      |                         |                         |
| 7                       | 54,414,991               | 981,824            | 16,600,413         | 15,243,118      | 29,285                  | 16,483,804                        | 4,840,518                    | 236,028                      |                         |                         |
| 8                       | 58,759,030               | 766,215            | 19,777,588         | 16,978,359      | 33,753                  | 15,508,112                        | 5,476,070                    | 218,934                      |                         |                         |
| 9                       | 50,738,089               | 651,811            | 15,463,886         | 13,788,230      | 28,398                  | 15,846,828                        | 4,752,365                    | 206,571                      |                         |                         |
| 10 p)                   | 46,175,518               | 640,125            | 11,860,193         | 12,068,485      | 25,268                  | 17,073,070                        | 4,314,921                    | 193,454                      |                         |                         |
| 11 p)                   | 45,789,847               | 574,372            | 11,855,806         | 12,900,574      | 25,174                  | 16,143,719                        | 4,058,838                    | 231,364                      |                         |                         |

주: 1) 상기 실적은 최대전력 발생시점 기준임

2) 설비예비율[%] = (설비용량-최대전력) / 최대전력×100

3) 공급예비율[%] = (공급능력-최대전력) / 최대전력×100

4) 부하율[%] = (평균전력 / 최대전력)×100

5) 이용률[%] = (평균전력 / 설비용량)×100

자료: 한국전력공사 경영개선택

Note: 1) The figures are based on the time of peak load.

2) (Generating facilities - Peak load) / Peak load \* 100

3) (Capacity - Peak load) / Peak load \* 100

4) (Average load / Peak load) \* 100

5) (Average load / Generating facilities) \* 100

Source: Korea Electric Power Co.

## 부 록

### Appendix

|                         |     |
|-------------------------|-----|
| 색인.....                 | 363 |
| 통계표 정보 이용안내 .....       | 384 |
| 통계간행물 및 마이크로데이터 안내..... | 389 |
| 통계정보 이용방법 .....         | 407 |



## 색 인

## 【가】

- 가계 | 306
- 가계당좌예금 | 307
- 가계대출 | 313
- 가계부문 | 295, 298
- 가계수입전망 | 107
- 가계수표 | 316
- 가계신용총계 | 313
- 가계용품 | 263, 264
- 가계지출 | 6, 69, 70, 71, 72, 73, 74, 75, 76, 77
- 가계최종소비지출('20년지수기준년연쇄가격) | 10
- 가공식품 | 226, 227, 228, 229
- 가구 | 59, 147, 149, 153, 155, 159, 161, 169, 171, 210, 214
- 가구·가사비품및카페트 | 224
- 가구분포(%) | 74, 76
- 가구수 | 117
- 가구원수(명) | 70, 72, 74, 76
- 가구주연령(세) | 70, 72, 74, 76
- 가방 | 213, 233
- 가사 | 40
- 가사도우미료 | 235
- 가성소다 | 177
- 가소제 | 177
- 가스 | 353, 354
- 가스,증기및온수 | 251
- 가스누출(폭발) | 135
- 가스업 | 183
- 가스제조 | 356
- 가양 | 132, 133
- 가열냉각장치 | 186
- 가전·전자 | 212
- 가전제품 | 210
- 가전제품렌탈비 | 235
- 가전제품및정보통신장비 | 207
- 가전제품수리비 | 235
- 가정.상업 | 355
- 가정·정원용공구및장비 | 224
- 가정용 | 357, 358
- 가정용기기 | 224
- 가정용섬유제품 | 224
- 가정용품·가사서비스 | 71, 73, 75, 77
- 가정용품및가사서비스 | 224, 237, 238, 239, 240, 241, 242, 243, 244, 245, 265
- 가정학습지 | 235
- 가족,가방및신발 | 145, 149, 151, 155, 157, 161, 168, 170
- 가족,가방및신발제조업 | 56
- 가족제품 | 246
- 가족 | 266
- 가족구입비 | 265
- 간병도우미료 | 235
- 갈치 | 227
- 강릉 | 120, 121
- 강릉(7정점) | 136
- 강원 | 21, 23, 25, 87, 163, 200, 208, 242, 309, 310, 315
- 개인서비스 | 226, 234, 235
- 개인서비스업 | 110
- 개인운송장비운영 | 225
- 거래대금 | 317
- 거래량 | 317
- 거래량(액면) | 317
- 거래일수 | 321
- 거제동안(4정점) | 136
- 건강검진비 | 235
- 건강기능식품 | 229
- 건설 | 8
- 건설·광산 | 185
- 건설업 | 5, 46, 47, 55, 60, 61, 62, 63, 111, 184, 193, 271, 273, 275, 277, 279, 281, 283, 312
- 건설용 | 164, 165, 166, 167, 255, 257
- 건설용재료 | 257
- 건설 | 318, 319
- 건축 | 196
- 건축,구조물 | 135
- 건축자재 | 207
- 건축허가면적 | 8
- 결제성예금 | 299
- 경강선 | 181
- 경공업 | 143
- 경과보험료 | 323
- 경과보험료증감률 | 324
- 경과손해율(A) | 324
- 경기 | 6, 20, 22, 24, 87, 163, 200, 208, 241, 309, 310, 315
- 경기종합지수 | 6
- 경남 | 21, 23, 25, 87, 163, 201, 208, 244, 309, 310, 315
- 경북 | 21, 23, 25, 87, 163, 201, 208, 245, 309, 310, 315
- 경비 | 263, 265
- 경상소득 | 70, 72, 74, 76
- 경상수입 | 293
- 경상수지 | 10, 12, 338
- 경상지출 | 293
- 경유 | 172, 230, 355, 357
- 경제활동인구 | 5, 31, 32, 33
- 경제활동참가율 | 31, 32, 33
- 계약 | 321
- 계약금액 | 321
- 계약수 | 321
- 계절조정실업률 | 38
- 고등교육 | 225
- 고등어 | 227
- 고등학교학습서 | 231
- 고등학생학원비 | 235
- 고령 | 132, 133
- 고무및플라스틱 | 185
- 고무및플라스틱제품 | 58, 146, 148, 152, 154, 158, 160, 168, 170, 348
- 고무제품 | 248
- 고압(동력) | 357
- 고용률 | 31, 32, 33
- 고정자산 | 300
- 고졸 | 53
- 고속가루 | 227
- 곡물 | 262, 266
- 골프연습장이용료 | 235
- 골프장이용료 | 234
- 공공 | 193
- 공공기타 | 184
- 공공서비스 | 226, 232, 233, 234
- 공공수요 | 184
- 공공용 | 358
- 공공행정,국방및사회보장 | 271, 272, 274, 276, 278, 280, 283
- 공공행정및국방 | 278
- 공급예금 | 307
- 공급 | 355
- 공급능력 | 360
- 공급예비력 | 360
- 공급예비율 | 360
- 공기업 | 193
- 공동주택관리비 | 234
- 공산품 | 9, 246, 247, 248, 249, 250, 258
- 공업용 | 195
- 공업제품 | 226
- 공장 | 89
- 공장,창고 | 196
- 공적금융기관 | 313
- 공주1 | 132, 133
- 파산화소소 | 176
- 파수 | 262, 266
- 파일 | 264
- 파자·빙과류및당류 | 264
- 파채류 | 266
- 파천 | 128, 129
- 관공서등 | 196
- 관광 | 97
- 관광수입 | 6, 95
- 관광수지 | 6, 95

- 관광지출 | 6, 95  
 관리자 | 42, 44  
 광공업 | 5, 46, 47, 60, 62  
 광공업생산지수 | 7  
 광물성연료유통유통관련물질 | 261, 336  
 광산물 | 247, 258  
 광업 | 54, 56, 60, 62, 144, 148, 150, 154, 184, 271, 272, 274, 276, 278, 280, 283, 312, 358  
 광업·제조업 | 7, 8  
 광업및제조업 | 7, 144, 148, 150, 154, 156, 160  
 광업지원서비스업 | 57  
 광의통화(M2) | 11, 295  
 광주 | 20, 22, 24, 87, 119, 120, 121, 124, 126, 127, 162, 199, 202, 208, 239, 309, 310, 315  
 광주(농성동) | 125  
 광주1 | 132, 133  
 교양오락문화생활비 | 107  
 교역조건변화를 반영한 실질무역손익 | 275, 279  
 교육 | 71, 73, 75, 77, 224, 225, 237, 238, 239, 240, 241, 242, 243, 244, 245, 264  
 교육.kr | 98  
 교육비 | 107  
 교육서비스 | 251  
 교육서비스업 | 55, 61, 63, 110, 217, 271, 272, 274, 276, 278, 280, 283  
 교통 | 71, 73, 75, 77, 225, 237, 238, 239, 240, 241, 242, 243, 244, 245, 265  
 교통비및통신비 | 107  
 교통사고 | 135  
 교환 | 316  
 교환액 | 316  
 국내식당식사비 | 234  
 구두 | 231  
 구미 | 130, 131  
 구포 | 132, 133  
 국고예금 | 307  
 국고채권 | 314, 320  
 국내건설주액 | 8  
 국내기계주액 | 8  
 국내단체여행비 | 234  
 국내부채 | 300  
 국내수요 | 184  
 국내신용 | 294, 295, 296, 298  
 국내외국기관 | 193  
 국내자산 | 300  
 국내총생산(시장가격) | 271, 272, 274, 276, 278, 280, 282  
 국내총소득 | 275, 279, 281  
 국내총자본형성(C) | 284  
 국내총투자율 | 284  
 국민계정 | 10  
 국민주택채권 | 320  
 국민주택채권1종(5년) | 314  
 국민총소득 | 273, 275, 277, 279, 281  
 국민총소득(당해년) | 10  
 국민총처분가능소득(A) | 284  
 국산쇠고기 | 227  
 국외부채 | 301  
 국외부채(-) | 295, 296, 298  
 국외순수취요소소득 | 273, 275, 277, 27  
 국외자산 | 301  
 국외자산(+) | 295, 296, 298  
 국외자산(순) | 298  
 국제금융기구출자금 | 301  
 국제유가 | 137  
 국제통화기금「포지션」 | 342  
 국제항공료 | 233  
 국제 | 294, 296, 300, 314  
 군산 | 122, 123, 130, 131, 202  
 군산(10정점) | 136  
 군입대대기 | 41  
 군지역 | 87  
 규석 | 173  
 굴 | 227  
 그리스 | 96  
 근로소득 | 70, 72, 74, 76  
 근로일수 | 54, 55, 56, 57, 58, 59  
 근로자우대저축 | 308  
 근채류 | 266  
 금 | 342  
 금강 | 132, 133  
 금리수준전망 | 107  
 금속 | 144, 150  
 금속가공 | 185, 186  
 금속가공제품 | 248, 259  
 금속가공제품:기계및가구제외 | 59, 146, 148, 152, 154, 158, 160, 169, 171  
 금속공작 | 186  
 금속공작·가공기계 | 186  
 금속및비금속광물 | 247  
 금속주물 | 248  
 금액 | 316, 318, 319  
 금액지수 | 340  
 금융 | 11  
 금융·보험서비스 | 193  
 금융계정 | 12, 339  
 금융기관유동성(Lf) | 11  
 금융및보험서비스 | 250  
 금융및보험업 | 54, 60, 62, 216, 271, 273, 275, 277, 279, 281, 282, 312  
 금융보험업 | 184  
 금융비용대매출액 | 108, 109  
 금융자금 | 311  
 금융채 | 314  
 기계구입비 | 265  
 기계및운수장비 | 261, 337  
 기계및장비 | 249, 259  
 기계설치 | 196  
 기계장비 | 185  
 기계장비류 | 207  
 기계장치 | 193  
 기계적요인 | 135  
 기능성화장품 | 231  
 기능원및관련기능종사자 | 43, 45  
 기력 | 360  
 기업 | 306  
 기업부문 | 294, 296, 298  
 기업심리지수 | 106  
 기업자유예금 | 308  
 기종별수주액 | 185, 186  
 기초화장품 | 231  
 기초화학물질 | 247  
 기타(쓰레기화제등) | 135  
 기타개인용품 | 225  
 기타공모 | 319  
 기타공업 | 226  
 기타교육 | 225  
 기타금융기관등 | 313  
 기타금융기관부문 | 294, 296, 298  
 기타금융중개회사 | 313  
 기타기계및장비 | 58, 147, 149, 153, 155, 159, 161, 169, 171  
 기타내구재 | 210  
 기타농산물 | 262, 266  
 기타등 | 41  
 기타부문 | 345  
 기타부채 | 347  
 기타비금속광물제품 | 249  
 기타비내구재 | 210  
 기타비제조업 | 184  
 기타상품·서비스 | 71, 73, 75, 77  
 기타상품및서비스 | 225, 237, 238, 239, 240, 241, 242, 243, 244, 245, 264  
 기타상품전문소매 | 207  
 기타생산물 | 257  
 기타생활용품 | 207  
 기타서비스 | 215, 225, 251  
 기타서비스업 | 278  
 기타수송용기계 | 186  
 기타수송차량 | 186  
 기타식료품 | 265  
 기타예금 | 299  
 기타예금취급기관부문 | 296  
 기타예금취급기관에대한부채 | 297  
 기타오락및문화용주요내구재 | 224  
 기타오락용품·조경용품및애완동물 | 224  
 기타운송장비 | 59, 147, 149, 153, 155, 169, 171, 184, 250  
 기타자산 | 347  
 기타전문 | 207  
 기타전자부품 | 248  
 기타제조업 | 184  
 기타제조업제품 | 250, 259  
 기타제조제품 | 261, 337  
 기타제품 | 59, 147, 149, 153, 155, 159, 161, 169, 171  
 기타준내구재 | 210  
 기타중간재 | 255  
 기타지분 | 347  
 기타축산물 | 266  
 기타투자 | 339, 347  
 기타화학제품 | 248  
 김치냉장고 | 228  
 김포 | 202  
 김해 | 202

## 【나】

나동선 | 183  
 나주 | 132, 133  
 나프타 | 173  
 낙동강 | 132, 133  
 남아프리카공화국 | 332, 334  
 남자내의 | 230  
 남자상의 | 229  
 남자위의 | 229  
 남자하의 | 230  
 남지 | 132, 133  
 내구소비재 | 165, 167  
 내구재 | 107, 210, 226, 228, 229, 256  
 내수 | 187  
 내수면어업 | 118  
 내연 | 360  
 내연기관 | 185  
 냄비 | 231  
 냉간압조용강선 | 180  
 냉장고 | 228  
 네덜란드 | 96, 330, 334  
 노동생산성지수 | 5  
 노랑진 | 132, 133  
 노르웨이 | 332, 335, 341  
 노무비 | 263, 265  
 놀이시설이용료 | 234  
 농가가격지수 | 9  
 농가구입가격 | 9  
 농가구입가격지수 | 263  
 농가판매가격 | 9  
 농가판매가격지수 | 262  
 농립,수산 | 196  
 농립수산물 | 9, 246, 258  
 농림어업 | 10, 184, 271, 272, 274, 276, 278, 280, 282, 358  
 농림어업숙련종사자 | 43, 45  
 농산물 | 226, 227, 246  
 농약 | 178  
 농약비 | 264  
 농업,임업,어업및광업 | 111  
 농업,임업및어업 | 312  
 농업·임업및어업 | 46, 47  
 농업용 | 164, 166, 185  
 농작업위탁비 | 265  
 농장수 | 117  
 농축수산물 | 214, 226  
 뉴질랜드 | 97, 335, 341

## 【다】

다목적승용차 | 228  
 단가 | 357  
 단기증권 | 346  
 단기채 | 347  
 단독주택 | 85, 86  
 단순노무종사자 | 43, 45  
 단체여행 | 224

달걀 | 227  
 달리분류되지않은상품및취급물 | 261, 337  
 닭 | 117  
 닭고기 | 227  
 담배 | 145, 149, 151, 155, 156, 160, 168, 170, 223, 231, 246  
 담배제조업 | 56  
 담양 | 132, 133  
 담 | 88  
 당월말보유계약액 | 322  
 당좌수표 | 316  
 당좌예금 | 307  
 대구 | 20, 22, 24, 87, 119, 120, 121, 124, 126, 127, 162, 198, 202, 208, 239, 309, 310, 315  
 대구(지산동) | 125  
 대도시 | 87  
 대리점 | 185  
 대만 | 96, 330, 333  
 대미달러환율 | 12  
 대양주 | 344  
 대외금융부채 | 346  
 대외금융자산 | 346  
 대외채권 | 345  
 대외채무 | 345  
 대전 | 20, 22, 24, 87, 122, 123, 124, 126, 127, 162, 199, 208, 240, 309, 310, 315  
 대전(구성동) | 125  
 대정부대출금 | 300  
 대출이상 | 53  
 대지 | 88  
 대청담 | 132, 133  
 대출 | 347  
 대출금 | 294, 295, 296, 298, 300  
 대학교재 | 230  
 대형마트 | 211  
 대형승용차 | 228  
 댐 | 196  
 덴마크 | 330, 334, 341  
 도로,교량 | 196  
 도로주행차량 | 186  
 도료 | 178  
 도매및상품중개업 | 207  
 도매및소매업 | 55, 61, 63, 207, 216, 312  
 도소매·숙박음식점업 | 46, 47  
 도소매및숙박음식업 | 271, 273, 275, 277, 279, 281, 283  
 도소매업 | 184  
 도시가스 | 233, 355, 356, 357  
 도시가스생산(A+B) | 355  
 도시철도료 | 232  
 도입금액 | 357  
 독일 | 96, 330, 333  
 동봉 | 182  
 동수 | 194, 195  
 동식물성유지및왁스 | 261, 337  
 동행종합지수 | 6, 105  
 동행지수순환변동치 | 105  
 돼지 | 7, 117  
 돼지고기 | 227

두류/잡곡 | 266  
 두바이유 | 137  
 두부 | 227  
 등록 | 99  
 등산복 | 231  
 등유 | 172, 230, 355, 357  
 디자인 | 99  
 떡 | 228

## 【라】

라면 | 227  
 라이베리아 | 331  
 러시아 | 96, 330, 333

## 【마】

마늘 | 227  
 마릿수 | 117  
 만기2년미만금융채 | 304  
 만기2년미만금전신탁 | 304  
 만기2년미만정기예적금 | 304  
 말레이시아 | 96, 331, 333, 341  
 매매기준율 | 343  
 매출 | 106, 318, 319  
 매출액세전순이익률 | 108, 109  
 매출액영업이익률 | 108, 109  
 매출액증가율 | 108, 109  
 맥류 | 266  
 맥주 | 229  
 맥주(외식) | 234  
 멕시코 | 331, 335  
 면세점 | 211  
 면적 | 88, 89  
 모래 | 172  
 모집 | 318, 319  
 목돈마련저축 | 308  
 목욕료 | 235  
 목재 | 197  
 목재및나무제품:가구제외 | 57, 145, 149, 151, 155, 157, 161, 168, 170  
 목재및목제품 | 247  
 목재및종이제품 | 246, 258  
 목적별입국현황 | 97  
 목조 | 194  
 목포 | 119, 120, 121, 130, 131  
 목포(8정점) | 136  
 목포(용당동) | 125  
 무급가족종사자 | 48, 49  
 무담보콜금리 | 314  
 무수프탈산 | 176  
 무안 | 202  
 무안2 | 132, 133  
 무역·국제수지 | 12  
 무역신용 | 347  
 무역총액 | 329  
 무연탄 | 353, 355, 356, 357

무점포소매 | 207, 211  
 문화, 오락 및 여가용품 | 207  
 문화강습료 | 234  
 문화및기타서비스업 | 271, 273, 274, 277, 278, 281, 283  
 문화및레저서비스 | 215  
 물가 | 9  
 물가수준전망 | 107  
 물가수준전망(1년후) | 107  
 물금 | 132, 133  
 물량지수 | 340  
 미결제약정수량 | 321  
 미국 | 262, 266  
 미국 | 97, 330, 333  
 미상 | 135  
 미용료 | 235  
 미용용품및미용서비스 | 225  
 민간 | 193  
 민간소비 | 284  
 민간수요 | 184, 185  
 민자 | 193  
 밀폐용기 | 231  
 밀반찬 | 228

## 【바】

바레인 | 335, 341  
 바이오및폐기물 | 353, 354  
 반도체 | 248  
 반려동물용품 | 233  
 발생건수 | 134  
 발생보험금 | 322, 323  
 발생사업비 | 322, 323  
 발전 | 355, 356  
 발전, 통신 | 196  
 발전및열생산투입 | 356  
 발전전력량 | 360  
 발행액 | 320  
 발행잔액 | 302  
 발효유 | 228  
 방글라데시 | 331  
 방송수신료 | 233  
 방화 | 135  
 방화외심 | 135  
 배추 | 227  
 백화점 | 211  
 벡커C유 | 173  
 베트남 | 330, 333  
 벤젠 | 174  
 벨기에 | 331, 334  
 별단예금 | 307  
 병원서비스 | 224, 225  
 보건 | 71, 73, 75, 77, 224, 225, 237, 238, 239, 240, 241, 242, 243, 244, 245, 265  
 보건및사회복지서비스업 | 217  
 보건업및사회복지서비스업 | 55, 61, 63  
 보육시설이용료 | 234  
 보일러 | 228  
 보일러등유 | 357  
 보전재원 | 293  
 보통예금 | 307  
 보험계약부채 | 322  
 보험금지급률 | 324  
 보험기관 | 313  
 보험료수익 | 322  
 보험서비스료 | 235  
 보험수익 | 322, 323  
 복합 | 360  
 복합비료 | 179  
 본원소득수지 | 338  
 본원통화 | 297  
 봉강 | 180  
 부강 | 132, 133  
 부도 | 316  
 부도액 | 316  
 부동산 | 193  
 부동산서비스 | 250  
 부동산서비스업 | 184  
 부동산업 | 54, 60, 62, 110, 216, 271, 273, 275, 277, 279, 281, 282, 312  
 부동산중개수수료 | 234  
 부산 | 20, 22, 24, 87, 119, 120, 121, 124, 126, 127, 162, 198, 208, 238, 309, 310, 315  
 부산(17정점) | 136  
 부산(덕천동) | 125  
 부산물 | 266  
 부상 | 134  
 부여1 | 132, 133  
 부주의 | 135  
 부채 | 295, 297, 299  
 부채비율 | 108, 109  
 부채성증권 | 346  
 부채와자본합계 | 301  
 부채합계 | 301  
 부천 | 128, 129  
 부타디엔 | 174  
 부탄 | 357  
 부탄가스 | 174  
 북강릉 | 119  
 북미 | 344  
 불포화폴리에스테르수지 | 178  
 뷰티미용료 | 235  
 브라질 | 331, 334  
 브랜드유 | 137  
 비경상소득 | 70, 72, 74, 76  
 비경제활동인구 | 31, 32, 33  
 비금속광물; 연료용제외 | 144, 150  
 비금속광물광업; 연료용제외 | 56  
 비금속광물제품 | 59, 146, 148, 152, 154, 158, 160, 169, 171, 185, 249, 259, 348  
 비내구소비재 | 165, 167  
 비내구재 | 210, 256  
 비농전산업 | 60, 62  
 비료및농약 | 248  
 비료비 | 264  
 비소비지출 | 6, 69, 71, 73, 75, 77  
 비스킷 | 228

비식용원재료(연료제외) | 261, 336  
 비은행금융기관예금 | 300  
 비은행예금취급기관 | 313  
 비임금근로자 | 48, 49  
 비제조업 | 106, 184, 193  
 비주류음료 | 223  
 비철금속피및1차제품 | 249  
 빵 | 227  
 빵및곡물 | 264

## 【사】

사과 | 227  
 사료비 | 264  
 사립대학교납입금 | 233  
 사망 | 134  
 사망자수 | 5, 17  
 사무·문구 | 212  
 사무실, 점포 | 196  
 사무용 | 164, 166  
 사무자동처리기계 | 186  
 사무종사자 | 42, 44  
 사업비 | 322, 323  
 사업비율 | 324  
 사업서비스업 | 271, 272, 274, 276, 278, 280, 283  
 사업소득 | 70, 72, 74, 76  
 사업시설관리, 사업지원및임대서비스업 | 54, 60, 62, 217  
 사업지원서비스 | 251  
 사우디아라비아 | 330, 333, 341  
 사진서비스료 | 234  
 사천 | 202  
 사회간접자본및기타서비스업 | 46, 47  
 산업금융채권 | 320  
 산업용 | 355, 357  
 산업용기계및장비수리 | 147, 153  
 산업용기계및장비수리업 | 59  
 산업용농·축산물및동·식물 | 207  
 산업용로봇 | 186  
 산화방지제(교무·플라스틱용) | 178  
 삼겹살(외식) | 234  
 상·하수도 | 196  
 상수도료 | 233  
 상업용 | 195  
 상용근로자 | 48, 49  
 상용근로자월평균임금 | 5  
 상장주식회전율 | 317  
 상표 | 99  
 상품 | 9, 226  
 상품수지 | 12, 338  
 상호부금 | 308  
 생리대 | 232  
 생명보험 | 322, 324  
 생산 | 143, 172, 173, 174, 175, 176, 177, 178, 179, 180, 181, 182, 183, 187, 355  
 생산자물가지수 | 9  
 생산자제품재고지수 | 7  
 생산자제품출하지수 | 7



- 생산재(원재료+중간재) | 257  
 생선회(외식) | 234  
 생수·청량음료·과일주스및채소주스 | 265  
 생활물가이외 | 236  
 생활물가지수 | 236  
 생활용품 | 207, 214  
 생활형편전망 | 107  
 삼푸 | 231  
 서귀포 | 122, 123  
 서류 | 266  
 서부텍사스중질유 | 137  
 서비스 | 9, 226, 250, 251, 256  
 서비스수지 | 12, 338  
 서비스업 | 5, 8, 10, 60, 61, 62, 63, 111  
 서비스업및기타 | 358  
 서비스종사자 | 42, 44  
 서산 | 122, 123  
 서울 | 20, 22, 24, 85, 86, 87, 119, 120, 121, 124, 126, 127, 162, 198, 208, 237, 309, 310, 315  
 서울(은평구) | 125  
 서울지하철공채 | 320  
 서적 | 212, 230  
 서적,문구 | 210  
 식유 | 353, 354  
 식유류 | 226, 230  
 식유정제 | 185  
 식유제품 | 355, 356  
 식유화학 | 193  
 석탄 | 353, 354, 357  
 석탄,원유및천연가스 | 56, 144, 150, 247  
 석탄및식유제품 | 247, 258  
 선박·항공기 | 135  
 선박제외 | 187  
 선행종합지수 | 6, 105  
 선행지수순환변동치 | 105  
 선행폴리에스티터수지 | 178  
 설비수리비 | 234  
 설비에비력 | 360  
 설비에비율 | 360  
 설비용량 | 360  
 설비투자 | 106  
 섬유,의복,신발및가죽제품 | 207  
 섬유·의복 | 193  
 섬유가죽제품 | 184  
 섬유및가죽제품 | 246, 258  
 섬유및의복 | 246  
 섬유용 | 186  
 섬유제품 | 226, 229, 230, 231, 359  
 섬유제품:의복제외 | 145, 149, 151, 155, 157, 161, 168, 170  
 섬유제품제조업:의복제외 | 56  
 세종 | 20, 22, 24, 87, 124, 126, 127, 162, 199, 208, 240, 309, 310  
 세탁기 | 228  
 세탁세제 | 232  
 소계 | 318, 319  
 소득 | 6, 69, 70, 72, 74, 76  
 소득교역조건지수 | 340  
 소매업 | 110  
 소매업;자동차제외 | 207  
 소매판매액지수 | 209  
 소비 | 355  
 소비자지출계획 | 107  
 소비재 | 165, 167, 256  
 소비자지출 | 6, 69, 70, 71, 72, 73, 74, 75, 76, 77  
 소비자지출전망 | 107  
 소주 | 229  
 소파 | 229  
 소형승용차 | 228  
 속초 | 122, 123  
 손해보험 | 323, 324  
 솔벤트 | 173  
 수도 | 251  
 수도,폐기물처리및재활용서비스 | 251  
 수도,하수및폐기물처리,원료제조업 | 54, 61, 63, 217  
 수도권 | 85, 86, 87  
 수도및주거관련서비스 | 223  
 수력 | 353, 354, 360  
 수력원동기 | 185  
 수리업 | 110  
 수박 | 227  
 수산물 | 226, 227, 246  
 수송용 | 357  
 수시입출식저축성예금 | 299, 304  
 수요자별수주액 | 184, 185  
 수원 | 122, 123, 124, 128, 129  
 수익증권 | 299, 304  
 수입 | 10, 254, 255, 256, 257, 293, 329, 338, 340, 355  
 수입물가 | 9  
 수입최고기 | 227  
 수입승용차 | 229  
 수입액 | 12  
 수출 | 187, 329, 338, 340  
 수출물가 | 9  
 수출액 | 12  
 수출입물가지수 | 9  
 수출입초과 | 329  
 숙박및음식점업 | 55, 60, 61, 62, 63, 216  
 숙박서비스 | 225  
 순국외자산 | 295, 296  
 순대외금융자산 | 347  
 순사업비율(B) | 324  
 순상품교역조건지수 | 340  
 순생산물세 | 271, 273, 275, 277, 279, 281, 282  
 순수입(A-B) | 353, 354  
 순용자 | 10, 293  
 순이동 | 18  
 쉬었음 | 41  
 슈퍼마켓및잡화점 | 211  
 스낵과자 | 228  
 스리랑카 | 332  
 스웨덴 | 96, 332, 335, 341  
 스웨터 | 230  
 스위스 | 332, 334, 341  
 스테인리스선 | 180  
 스티렌모노머 | 175  
 스페인 | 96, 331, 335  
 스포츠·레저용품 | 213  
 스포츠및오락관련 | 110  
 승무원 | 97  
 승용차 | 210  
 승용차및연료소매점 | 211  
 시군구간이동 | 18, 19  
 시군구내이동 | 18, 19  
 시내버스료 | 232  
 시도간이동 | 18, 19  
 시도내이동 | 18, 19  
 시리아 | 332  
 시멘트 | 197  
 시설자금 | 311  
 시장성상품 | 304  
 시제금 | 297, 305  
 시지역 | 87  
 식기 | 231  
 식료품 | 145, 148, 151, 154, 156, 160, 168, 170, 223, 247, 252, 260  
 식료품,음료 | 358  
 식료품·비주류음료 | 71, 73, 75, 77, 264  
 식료품구분 | 252  
 식료품및비주류음료 | 223, 237, 238, 239, 240, 241, 242, 243, 244, 245  
 식료품에너지 | 260  
 식료품에너지이외 | 253, 260  
 식료품이외 | 252, 260  
 식료품제조업 | 57  
 식용유지 | 264  
 식품 | 236  
 식품및산동물 | 261, 336  
 식품이외 | 236  
 신계약률 | 324  
 신문 | 230  
 신문·서적및문방구 | 224  
 신발 | 213, 223  
 신발및가방 | 210  
 신선과실 | 236  
 신선식품 | 236, 252  
 신선식품구분 | 252  
 신선식품에너지이외 | 253  
 신선식품이외 | 252  
 신선식품제외 | 236  
 신선어개 | 236  
 신선채소 | 236  
 신재생에너지 | 360  
 실내등유 | 357  
 실업률 | 5, 31, 32, 33  
 실업자 | 31, 32, 33  
 실용신안 | 99  
 실적 | 106  
 심신장애 | 41  
 싱가포르 | 96, 330, 333, 341  
 싱크대 | 229  
 쌀 | 227  
 쓰레기봉투료 | 232

## 【아】

- 아동·유아용품 | 213
- 아랍에미리트 | 341
- 아랍에미리트연합 | 330, 334
- 아르헨티나 | 331
- 아메리카 | 97
- 아산(5정점) | 136
- 아스팔트 | 175
- 아시아 | 96, 344
- 아연도철선 | 181
- 아이스크림 | 228
- 아일랜드 | 335
- 아파트 | 85, 86
- 아프리카 | 97, 344
- 안경 | 232
- 안동1 | 132, 133
- 안산 | 124, 128, 129
- 안정제(고무·플라스틱용) | 179
- 알루미늄막 | 182
- 알루미늄관 | 183
- 애완용품 | 214
- 액화석유가스 | 355
- 액화천연가스 | 357
- 약속어음 | 316
- 양곡 | 197
- 양도성예금증서 | 299
- 양도성예금증서유통수익률(91일) | 314
- 양양 | 202
- 어류미수산 | 264
- 어음부도율(%) | 316
- 어음종류별교환및부도 | 316
- 업무 | 97
- 업무용 | 357
- 엽황 | 106
- 에너지 | 12, 253, 260
- 에너지구분 | 253
- 에너지산업자체소비 | 356
- 에너지생산 | 353
- 에너지수입(A) | 353, 354
- 에너지수출(B) | 353, 354
- 에너지이외 | 253, 260
- 에어컨 | 228
- 에콰도르 | 334
- 에틸렌 | 175
- 에폭시수지 | 178
- 엔지니어링플라스틱수지 | 179
- 여수 | 122, 123, 124, 130, 131, 202
- 여수(5정점) | 136
- 여신관리예금 | 307
- 여신전문기관 | 313
- 여자내의 | 230
- 여자상의 | 230
- 여자의의 | 230
- 여자하의 | 230
- 여행및교통서비스 | 215
- 여행비 | 107
- 연근해어업 | 118
- 연금기금 | 313
- 연료 | 41
- 연료 | 254
- 연료,동력 | 255, 257
- 연료및전력 | 165, 167
- 연료소매 | 207
- 연립주택 | 85, 86
- 연면적(1,000㎡) | 194, 195
- 연탄 | 357
- 열 | 353, 354
- 열차료 | 232
- 엽채류 | 266
- 영국 | 96, 331, 333, 341
- 영농광열비 | 265
- 영농자재비 | 264
- 영문.kr | 98
- 영산강 | 132, 133
- 영상음향기기 | 229
- 영업용 | 357
- 영화관람료 | 234
- 예금 | 300, 301
- 예금은행 | 313
- 예금은행예금 | 11
- 예금취급기관 | 313, 345
- 에멘 | 335
- 예상재보험금 | 323
- 예술,스포츠및여가관련서비스 | 251
- 예술,스포츠및여가관련서비스업 | 55, 61, 63, 217
- 오락,취미,경기용품 | 210
- 오락·문화 | 71, 73, 75, 77
- 오락및문화 | 224, 237, 238, 239, 240, 241, 242, 243, 244, 245, 264
- 오락및문화서비스 | 224
- 오만 | 334
- 오세아니아 | 97
- 오스트리아 | 332, 334
- 옥천 | 132, 133
- 온라인콘텐츠이용료 | 234
- 외국증권 | 295, 296, 301
- 외국환은행대고객전신환매도율 | 343
- 외국환은행대고객전신환매입률 | 343
- 외래진료비 | 232
- 외래환자서비스 | 224, 225
- 외식 | 226
- 외식비 | 107
- 외식제외 | 226
- 외화예치금 | 301
- 외환 | 342
- 요구불예금 | 299, 304, 306
- 용존산소량 | 136
- 우유 | 228
- 우유·치즈및계란 | 264
- 우즈베키스탄 | 332
- 우치 | 132, 133
- 우편서비스 | 225
- 운동복 | 231
- 운동용품 | 232
- 운동화 | 231
- 운반,기타 | 186
- 운송서비스 | 225, 250
- 운송장비 | 164, 166, 225, 250, 259
- 운수·통신 | 193
- 운수및창고업 | 55, 61, 63, 216, 312
- 운수업 | 184, 271, 273, 275, 277, 279, 281, 282
- 운수통신업 | 184
- 운용자산 | 322, 323
- 운용자산이익률 | 324
- 운전자금 | 311
- 울릉도 | 119, 120, 121
- 울산 | 20, 22, 24, 87, 119, 120, 121, 124, 126, 127, 162, 199, 202, 208, 241, 309, 310, 315
- 울산(12정점) | 136
- 울진 | 122, 123
- 원계열실업률 | 38
- 원동기 | 185
- 원수손해율 | 324
- 원양어업 | 118
- 원유및석유제품 | 355
- 원유및정제원료 | 355
- 원인별발생건수 | 135
- 원자력 | 353, 354, 360
- 원자력원동기 | 185
- 원재료 | 254
- 원주 | 128, 129, 202
- 원주(반곡동) | 125
- 원피스 | 230
- 월세 | 233
- 위험물,가스제조소등 | 135
- 유가증권 | 294, 298, 300
- 유가증권시장기업공개 | 318
- 유럽 | 96, 344
- 유로 | 341
- 유류 | 197
- 유리및유리제품 | 249
- 유선전화료 | 233
- 유아동복 | 231
- 유아용학습교재 | 231
- 유연탄 | 197, 355, 356
- 유연탄및기타 | 355
- 유치원납입금 | 233
- 유치원및초등교육 | 224, 225
- 유학연수 | 97
- 육류 | 264
- 육아 | 40
- 유허유 | 174
- 은행간직거래 | 314
- 은행권 | 303
- 은행금융기관지준예금 | 300
- 음·식료품 | 207, 214
- 음·식료품및담배 | 207
- 음료 | 145, 148, 151, 154, 156, 160, 168, 170
- 음료및담배 | 261, 336
- 음료제조업 | 57
- 음료품 | 246
- 음식·숙박 | 71, 73, 75, 77
- 음식료품 | 184, 193, 210, 247, 258
- 음식및숙박 | 225, 237, 238, 239, 240, 241, 242, 243, 244, 245, 264
- 음식서비스 | 215, 225

- 음식점및숙박서비스 | 250
- 음식점및주점업 | 209
- 음식점업 | 110
- 음식점포함소매판매액지수 | 209
- 음악학원비 | 235
- 음향·영상·사진및정보처리장비 | 224
- 의료,보건업및사회복지서비스업 | 271, 272, 274, 276, 278, 280, 283
- 의료,정밀,광학기기및시계 | 58, 147, 149, 153, 155, 159, 161, 169, 171
- 의료·정밀측정제어기기 | 186
- 의료보건비 | 107
- 의료용물질및의약품 | 58, 146, 148, 152, 154, 348
- 의료용품및장비 | 224
- 의료정밀 | 185
- 의류 | 223
- 의류·신발 | 71, 73, 75, 77
- 의류및신발 | 223, 237, 238, 239, 240, 241, 242, 243, 244, 245, 265
- 의류비 | 107
- 의복 | 210, 212
- 의복,의복액세서리및모피제조업 | 56
- 의복,의복액세서리및모피제품 | 145, 149, 151, 155, 157, 161
- 의암댐 | 132, 133
- 의약품 | 210, 226, 230, 248
- 이란 | 332, 333
- 이스라엘 | 332, 335
- 이자보상비용 | 108, 109
- 이전소득 | 70, 72, 74, 76
- 이전소득수지 | 338
- 이집트 | 97, 332, 335
- 이탈리아 | 96, 331, 333
- 이혼건수 | 17
- 인구 | 5
- 인도 | 96, 330, 335
- 인도네시아 | 96, 330, 333, 341
- 인력사정 | 106
- 인명피해(명) | 134
- 인쇄및기록매체복제업 | 57, 145, 149, 151, 155
- 인천 | 20, 22, 24, 87, 119, 120, 121, 124, 126, 127, 162, 199, 202, 208, 238, 309, 310, 315
- 인천(23정점) | 136
- 인천(구월동) | 125
- 인터넷이용료 | 233
- 일반복적용기계 | 249
- 일반산업용기계 | 186
- 일반용 | 357
- 일반정부 | 345
- 일본 | 96, 330, 333, 341
- 일상생활용품및가사서비스 | 224
- 일시휴직자 | 50, 51, 52
- 일용근로자 | 48, 49
- 일평균 | 321
- 임금근로자 | 48, 49
- 임금총액 | 54, 55, 56, 57, 58, 59
- 임산물 | 246
- 임시근로자 | 48, 49
- 임야 | 89, 135
- 임차료 | 265
- 입시학원 | 40
- 입원진료비 | 232
- 【자】**
- 자가용 | 198, 199, 200, 201
- 자갈 | 172
- 자금사정 | 106
- 자기앞수표 | 316
- 자기자본비용 | 108, 109
- 자동차 | 185, 250
- 자동차,트레일러 | 359
- 자동차·철도차량 | 135
- 자동차및부품판매업 | 207
- 자동차및자동차용품 | 214
- 자동차및트레일러 | 147, 149, 153, 155, 159, 161, 169, 171
- 자동차및트레일러제조업 | 58
- 자동차보험료 | 235
- 자동차부품및내장품판매 | 207
- 자동차수리비 | 235
- 자동차용LPG | 230
- 자동차용내연기관 | 182
- 자동차판매 | 207
- 자본계정 | 295, 297, 299
- 자본금 | 301
- 자본수입 | 293
- 자본수지 | 12, 339
- 자본재 | 164, 166, 256
- 자본지출 | 293
- 자산 | 294, 295, 296, 298
- 자산구입비 | 263, 265
- 자산또는부채·자본합계 | 295, 297, 299
- 자산총계 | 322, 323
- 자산합계 | 301
- 자연적요인 | 135
- 자영업자 | 48, 49
- 자일렌 | 175
- 자제별 | 194
- 잔액 | 320
- 장기증권 | 346
- 장난감 | 232
- 장레비 | 235
- 장롱 | 229
- 장소별발생건수 | 135
- 장수 | 316
- 장신구 | 229
- 장치·기계조작및조립종사자 | 43, 45
- 채고 | 143, 172, 173, 174, 175, 176, 177, 178, 179, 180, 181, 182, 183, 187, 355
- 채고증감및귀중품순취득 | 284
- 재료별제조제품 | 261, 337
- 재료비 | 263, 264
- 재보험수익 | 323
- 재산소득 | 70, 72, 74, 76
- 재산피해액 | 134
- 재생교무 | 137
- 재정 | 10
- 재정자금 | 311
- 저압(전등) | 357
- 저축성예금 | 11, 306
- 저축예금 | 308
- 전 | 88
- 전·월세포함생활물가지수 | 236
- 전국 | 85, 86, 87, 162, 237, 309, 310, 315
- 전국가구의가구당월평균가계수지 | 6
- 전기,가스,증기및공기조절공급업 | 54, 60, 62, 111, 312
- 전기,가스및수도사업 | 271, 272, 274, 276, 278, 280, 283
- 전기·가스·수도 | 226, 233
- 전기·가스및기타연료 | 223
- 전기기계 | 186
- 전기료 | 233
- 전기배출 | 228
- 전기업 | 183, 184
- 전기업및가스업 | 7, 144, 148, 150, 154
- 전기장비 | 147, 149, 153, 155, 159, 161, 169, 171, 185, 249, 259
- 전기장비제조업 | 58
- 전기적요인 | 135
- 전남 | 21, 23, 25, 87, 163, 201, 208, 244, 309, 310, 315
- 전년(동월)비 | 95, 209
- 전년동기비 | 5
- 전년동월비 | 8, 9, 11, 329
- 전력 | 251, 357
- 전력,가스,수도및폐기물 | 250, 251
- 전력,가스및증기 | 250, 251
- 전력용 | 164, 166
- 전망 | 106, 110
- 전문,과학및기술서비스 | 251
- 전문,과학및기술서비스업 | 54, 60, 62, 217
- 전문가및관련종사자 | 42, 44
- 전문기술사업 | 110
- 전문대학납입금 | 233
- 전문소매점 | 211
- 전북 | 21, 23, 25, 87, 163, 200, 208, 243, 309, 310, 315
- 전산업 | 54, 108
- 전산업(10인이상) | 5
- 전세 | 233
- 전월비 | 5, 7, 105
- 전월세 | 236
- 전입 | 18, 19
- 전자,영상,음향,컴퓨터,통신장비 | 359
- 전자및영상음향통신 | 185
- 전자부품,컴퓨터,영상,음향및통신장비 | 59, 146, 148, 152, 154, 158, 160, 169, 171
- 전자표시장치 | 248
- 전주 | 119, 120, 121
- 전출 | 18, 19
- 전화및팩스서비스 | 225
- 전화및팩스장비 | 225
- 점퍼 | 230
- 정규교육기관 | 40

정기예금 | 308  
 정기적금 | 308  
 정밀기기 | 249  
 정보통신및방송서비스 | 250  
 정보통신업 | 54, 60, 62, 216, 271, 272, 275, 276, 279, 280, 282  
 정부 | 184, 193  
 정부소비 | 284  
 정부예금 | 294, 296  
 정화조청소료 | 232  
 젖소 | 7, 117  
 제1차금속제품 | 248, 249, 259  
 제조설비용 | 164, 166  
 제조업 | 10, 46, 47, 54, 56, 57, 58, 60, 62, 106, 109, 110, 111, 143, 144, 145, 146, 148, 149, 150, 151, 152, 154, 155, 156, 157, 158, 160, 161, 168, 170, 184, 185, 193, 271, 272, 274, 276, 278, 280, 283, 312, 358  
 제조업가동률지수(원지수) | 8  
 제조업생산능력지수 | 8  
 제조업용 | 165, 167  
 제조용 | 254, 255, 257  
 제조용재료 | 257  
 제주 | 21, 23, 25, 87, 119, 120, 121, 130, 131, 163, 201, 202, 208, 245, 309, 310, 315  
 제주(3정점) | 136  
 제주(고산리) | 125  
 제트유 | 173  
 제품결함 | 135  
 조경공사 | 196  
 조기 | 227  
 조미채소류 | 266  
 조적조 | 194  
 조계약 | 230  
 종이기저귀 | 232  
 종자종묘 | 264  
 종합 | 85, 86  
 종합소매 | 207  
 주거·수도·광열 | 71, 73, 75, 77  
 주거시설유지·보수 | 223  
 주거용 | 195  
 주류 | 223  
 주류·담배 | 71, 73, 75, 77  
 주류및담배 | 223, 237, 238, 239, 240, 241, 242, 243, 244, 245, 265  
 주방용품및가정용품 | 224  
 주스 | 229  
 주식 | 317, 318, 319  
 주식계 | 319  
 주택 | 196  
 주택,수도,전기및연료 | 223, 237, 238, 239, 240, 241, 242, 243, 244, 245, 265  
 주택부금 | 308  
 주택수선재료 | 231  
 주택임차료 | 223  
 주화 | 303  
 준내구재 | 210  
 준비자산 | 339, 347  
 중간재 | 165, 167, 255

중개거래 | 314  
 중공업 | 143  
 중국 | 96, 330, 333  
 중남미 | 344  
 중동 | 96, 344  
 중앙은행 | 345  
 중앙은행부문 | 298  
 중앙은행에대한부채 | 299  
 중앙정부부문(순) | 294, 296, 298  
 중앙정부신용감소(-) | 294, 296, 298  
 중앙정부신용증가(+) | 294, 296, 298  
 중앙정부예금 | 300  
 증유 | 172  
 증줄이하 | 53  
 증질증유 | 357  
 중학교학습서 | 231  
 중학생학원비 | 234  
 중형승용차 | 228  
 즉석식품 | 228  
 증권거래 | 317  
 증권투자 | 339, 346  
 지금은 | 301  
 지급 | 338  
 지급보험금 | 322, 323  
 지방권 | 87  
 지방자치단체 | 184, 193  
 지방정부및사회보장기구 | 294, 298  
 지분증권 | 346  
 지수 | 60, 61, 62, 63  
 지역.kr | 98  
 지역난방비 | 233  
 지열,태양및기타 | 353, 354  
 지준예치금 | 297, 305  
 지출 | 10  
 지출및순용자 | 293  
 직접투자 | 339, 346  
 진학준비 | 41  
 질소 | 177  
 김세 | 226, 233  
 찜질방이용료 | 235

# 【차】

차량연료 | 210  
 차입 | 347  
 차입금대매출액비율 | 108, 109  
 차입금등 | 295, 299  
 차입금의존도 | 108, 109  
 차입금평균이자율 | 108, 109  
 창원 | 130, 131  
 창원(명서동) | 125  
 채권 | 317  
 채권수익률 | 314  
 채산성 | 106  
 채소 | 262, 266  
 채소및채조 | 264

책임준비금 | 322, 323  
 처분가능소득 | 69  
 천안 | 128, 129  
 천연가스 | 354, 355, 356  
 천일염 | 172  
 철강 | 197  
 철강1차제품 | 249  
 철광석 | 197  
 철구조물 | 186  
 철근 | 180  
 철근및철골조 | 194  
 철도,케도 | 196  
 철도·항공 | 186  
 철스크랩 | 137  
 청과물 | 262, 266  
 청바지 | 231  
 청주 | 122, 123, 128, 129, 202  
 체감 | 110  
 초과지급준비액 | 305  
 초등학교학습서 | 231  
 초등학생학원비 | 234  
 충고정자본형성 | 284  
 총대출금 | 311  
 총부가가치(기초가격) | 271, 273, 275, 277, 279, 281, 282  
 총예금 | 306  
 총이동 | 18, 19  
 총자산세전순이익률 | 108, 109  
 총자산증가율 | 108, 109  
 총저축(B) | 284  
 총저축률 | 284  
 총지수 | 7, 144, 148, 150, 154, 156, 160, 210, 211, 216, 223, 226, 236, 246, 252, 254, 258, 260, 262, 263, 264, 266  
 총지수(승용차제외) | 210  
 최고 | 302  
 최대전력 | 360  
 최저 | 302  
 최종소비 | 356  
 최종재 | 256  
 추풍령 | 119, 120, 121  
 축산물 | 226, 227, 246, 262, 266  
 춘천 | 122, 123  
 출생아수 | 5, 17  
 출원 | 99  
 출자증권발행 | 301  
 출판물 | 226, 230, 231  
 출하 | 143, 172, 173, 174, 175, 176, 177, 178, 179, 180, 181, 182, 183, 187  
 충남 | 21, 23, 25, 87, 163, 200, 208, 242, 309, 310, 315  
 충북 | 21, 23, 25, 87, 163, 200, 208, 243, 309, 310, 315  
 충주댐 | 132, 133  
 취사용LPG | 230  
 취업기회전망 | 107  
 취업을위한학원·기관 | 40  
 취업자 | 5, 31, 32, 33  
 취업준비 | 41

치과보철료 | 235  
 치과진료비 | 232  
 치산,치수 | 196  
 칠레 | 331, 334  
 칠구 | 231  
 침대 | 229  
 침엽수류 | 137

## 【카】

카타르 | 334  
 칼라강관 | 182  
 캐나다 | 97, 331, 333, 341  
 커피 | 228  
 커피·차및코코아 | 265  
 컴퓨터 | 229  
 컴퓨터,전자및광학기기 | 248, 249, 259  
 컴퓨터및주변기기 | 212, 249  
 컴퓨터소모품 | 232  
 케이크 | 227  
 코스닥시장기업공개 | 318  
 코스닥지수 | 317  
 코스피지수 | 317  
 코스피지수(연월중평균) | 11  
 코크스,연탄및석유정제품 | 58, 146, 148, 152, 154, 157, 161, 168, 170  
 콘택트렌즈 | 232  
 콜롬비아 | 332  
 쿠웨이트 | 334, 341  
 키친타월 | 232  
 키프로스 | 332

## 【타】

타이어보강철선 | 181  
 탄산음료 | 229  
 태국 | 96, 331, 335, 341  
 택시료 | 233  
 테레프탈산 | 176  
 토목 | 196  
 토지조성 | 196  
 톨루엔 | 174  
 통신 | 71, 73, 75, 77, 225, 237, 238, 239, 240, 241, 242, 243, 244, 245, 265  
 통신,방송및영상,음향기기 | 249  
 통신기계 | 186  
 통신기기 | 212  
 통신기기및컴퓨터 | 210  
 통신방송용 | 164, 166  
 통영 | 122, 123  
 통학 | 40  
 통합제정수지 | 10, 293  
 통합조정(순) | 295, 297, 299  
 통화안정계정 | 300  
 통화안정증권 | 314, 320  
 통화안정증권발행 | 300  
 투자금액 | 344

튀르키예 | 332, 335  
 특별인출권 | 342  
 특수목적용기계 | 249  
 특수산업용기계 | 185, 186  
 특용작물 | 266  
 특허 | 99  
 티셔츠 | 230

## 【파】

파나마 | 331, 335  
 파라자일렌 | 175  
 파생금융상품 | 346, 347  
 파생금융상품(순자산) | 339  
 파키스탄 | 331, 335  
 파푸아뉴기니 | 334  
 판매신용 | 313  
 판매자재비 | 265  
 판매종사자 | 43, 45  
 팔당댐 | 132, 133  
 패션용품및액세서리 | 213  
 펄프 | 137  
 펄프,종이,종이제품 | 359  
 펄프,종이및종이제품 | 57, 145, 149, 151, 155, 157, 161, 168, 170  
 펄프및종이제품 | 247  
 펄프종이제품 | 184  
 펄프및압축기 | 186  
 편의점 | 211  
 평균가동률 | 8  
 평균부하율 | 360  
 평균소비성향 | 69  
 평균이용률 | 360  
 평균전력 | 360  
 폐골판지 | 137  
 폐기물처리및자원재활용서비스 | 251  
 폐수처리 | 251  
 폐신문지 | 137  
 폐지 | 137  
 포도 | 227  
 포르투갈 | 332  
 포항 | 122, 123, 124, 130, 131  
 포항경주 | 202  
 폴란드 | 96, 332  
 폴리스티렌 | 177  
 폴리아미드섬유 | 179  
 폴리에스터섬유 | 179  
 폴리에틸렌 | 176  
 폴리우레탄 | 179  
 폴리프로필렌 | 177  
 품목성질별소비자물가지수 | 9  
 프랑스 | 96, 330, 333  
 프로판 | 357  
 프로판가스 | 174  
 프로판투입(A) | 355  
 프로필렌 | 175  
 플라스틱제품 | 248  
 핀란드 | 334

필리핀 | 96, 330, 334  
 필요지급준비액 | 305  
 필지수 | 88, 89

## 【하】

하수도료 | 232  
 한·옥우 | 117  
 한강 | 132, 133  
 한국은행 | 293  
 한글.kr | 98  
 한방약 | 230  
 한방진료비 | 232  
 합금철 | 180  
 합산비율(A+B) | 324  
 합성고무 | 176  
 합성수지및합성고무 | 247  
 항만,공항 | 196  
 해면양식업 | 118  
 해외단체여행비 | 234  
 핸드백 | 233  
 햄및베이컨 | 228  
 행정수수료 | 234  
 향후경기전망 | 107  
 헬스클럽이용료 | 235  
 현금 | 300  
 현금및예금 | 347  
 현금통화 | 297, 304  
 현재경기판단 | 107  
 현재생활형편 | 107  
 혐의통화(MI) | 11  
 혐의및단체,수리및기타개인서비스업 | 55, 61, 63, 217  
 형강 | 181  
 호주 | 97, 331, 333, 341  
 혼인건수 | 17  
 홍삼 | 229  
 홍콩 | 96, 330, 335  
 화력원동기 | 185  
 화물·특수목적차량 | 186  
 화장지 | 233  
 화장품 | 210, 213, 226, 231  
 화폐발행잔액 | 11, 300  
 화학물및관련제품 | 261, 337  
 화학물질,화학제품 | 359  
 화학물질및화학제품;의약품제외 | 58, 146, 148, 152, 154, 158, 160, 168, 170  
 화학섬유 | 248  
 화학적산소요구량 | 136  
 화학적요인 | 135  
 화학제품 | 185, 247, 248, 259  
 화훼 | 266  
 활엽수류 | 137  
 회사채 | 319, 320  
 회사채(3년물) | 314  
 회전전기장치 | 185  
 효력상실·해약률 | 324  
 후행종합지수 | 6, 105

## 372- 색인

취발유 | 173, 230, 355, 357  
휴대용멀티미디어기기 | 229  
휴대전화가 | 229  
휴대전화가수리비 | 235  
휴대전화료 | 233  
흑자액 | 69  
흑자율 | 69

### 【기타】

1인당GDP(당해년) | 10  
1인당평균소비액 | 95  
1일물 | 314  
1일평균교환 | 316  
1장당평균금액(천원) | 316  
1차금속 | 59, 146, 148, 152, 154, 158, 160,  
169, 171, 185, 193, 359  
1차에너지공급 | 12, 353, 354  
AA-등급 | 314  
ABS수지 | 177  
AS번호 | 98  
BBB-등급 | 314  
CP유통수익률(91일) | 314  
IMF특별인출권배분 | 301  
IMF특별인출권보유 | 301  
IP주소(IPv4) | 98  
ISP(관리대행자) | 98  
IT | 253, 260  
IT구분 | 253  
IT이외 | 253, 260  
LNG투입(B) | 355  
M2(광의통화) | 304  
M2제외예수금 | 295, 297, 299  
M2제외유가증권 | 295, 297, 299  
M2포함예수금 | 299  
M2포함유가증권 | 297, 299  
MMF | 299, 304  
PPG(폴리프로필렌글리콜) | 176  
e쿠폰서비스 | 215

# INDEX

## [A]

AED | 341  
 AS number | 98  
 AUD | 341  
 Accessories | 229  
 Accommodation & food service activities | 216  
 Accommodation & food services | 250  
 Accommodation and food services | 55, 60, 61, 62, 63  
 Accommodation services | 225  
 Acrylonitrile butadiene styrene resin | 177  
 Actual rentals for housing | 223  
 Administrative services | 234  
 Africa | 97, 344  
 Age of household's head (age) | 70, 72, 74, 76  
 Agencies | 185  
 Agri., forest & marine products | 9  
 Agri.,forestry & fishery | 358  
 Agricultural & marine products | 226  
 Agricultural chemicals | 264  
 Agricultural foods | 246  
 Agricultural lighting and heating expenditure | 265  
 Agricultural material | 264  
 Agricultural pesticides | 178  
 Agricultural products | 226, 227  
 Agricultural raw materials & live animals & plants | 207  
 Agricultural, forestry & marine products | 246, 258  
 Agriculture | 164, 166  
 Agriculture & fisheries | 196  
 Agriculture, forestry & fishing | 312  
 Agriculture, forestry and fishing | 272, 274, 276, 278  
 Agriculture, forestry & fishery | 184, 185  
 Agriculture, forestry & fishing | 10, 46, 47  
 Agriculture, forestry and fishing | 271, 280, 282  
 Agriculture, forestry, fishery and mining | 111  
 Agriculture, livestock & fishery products | 214  
 Air conditioner | 228  
 Airtight container | 231  
 Alcoholic beverages | 223  
 Alcoholic beverages and tobacco | 265  
 Alcoholic beverages & tobacco | 223, 237, 238, 239, 240, 241, 242, 243, 244, 245  
 Alcoholic beverages and cigarette | 71, 73, 75, 77  
 All cities | 87  
 All commodities | 262, 263, 264, 266  
 All counties | 87  
 All groups | 7, 144, 148, 150, 154, 156, 160  
 All industries | 54  
 All industries (10 employees and more) | 5

All items | 226, 236, 246, 252, 254, 258, 260  
 All transactions | 314  
 All-industry | 108  
 Aluminium foil | 182  
 Aluminium plates | 183  
 America | 97  
 Amount | 318, 319  
 Amusement park admission | 234  
 Andong 1 | 132, 133  
 Animal & vegetable oils, fats and waxes | 261  
 Animal and vegetable oils, fats and waxes | 337  
 Animals in heads | 117  
 Ansan | 124, 128, 129  
 Anthracite | 353, 355, 356, 357  
 Apartment maintenance fees | 234  
 Apartments | 85, 86  
 Apple | 227  
 Applications | 99  
 Area | 88, 89  
 Argentina | 331  
 Arson | 135  
 Arson suspicion | 135  
 Arts, sports & recreation related services | 217  
 Arts, sports and recreation related services | 55, 61, 63, 251  
 Asan | 136  
 Asia | 96, 344  
 Asphalt | 175  
 Assets | 294, 295, 296, 298, 346  
 Attending school | 40  
 Audio-visual Device | 229  
 Audio-visual, photographic & information processing equipment | 224  
 Australia | 97, 331, 333  
 Austria | 332, 334  
 Automobile insurance | 235  
 Automotive fuel | 210  
 Average | 78, 302, 317, 357  
 Average expenditure per capita | 95  
 Average load | 360  
 Average load factor | 360  
 Average monthly income and expenditure (nationwide, 1 person and over) | 6  
 Average operation ratio | 8  
 Average plant factor | 360  
 Average value per bill (1,000won) | 316

## [B]

BHD | 341  
 Bag | 233  
 Bahrain | 335  
 Balance | 95, 320  
 Balance of goods | 338

Balance of primary income | 338  
 Balance of secondary income | 338  
 Balance of services | 338  
 Bangladesh | 331  
 Bank notes | 303  
 Bank notes & coin in circulation | 11  
 Bank notes & coins in circulation | 300  
 Bank of Korea | 293  
 Barley | 266  
 Basic chemicals | 247  
 Basic cosmetics | 231  
 Basic metal | 359  
 Basic metal products | 59, 146, 148, 152, 154, 158, 160, 169, 171, 248, 249, 259  
 Basic metals | 185, 193  
 Basic rate | 343  
 Basic steel products | 249  
 Beauty care | 235  
 Beauty parlors | 235  
 Bed | 229  
 Bedding | 231  
 Beef (domestic) | 227  
 Beef (imported) | 227  
 Beer | 229  
 Beer (eating out) | 234  
 Belgium | 331, 334  
 Beneficiary certificates | 299, 304  
 Benzene | 174  
 Beverages | 57, 145, 148, 151, 154, 156, 160, 168, 170, 246  
 Beverages & tobacco | 261  
 Beverages and tobacco | 336  
 Biofuels and waste | 353, 354  
 Biscuit | 228  
 Bituminous | 355  
 Bituminous and other coal | 355  
 Bituminous coal | 197, 356  
 Boiler | 228  
 Bond yields | 314  
 Bonds | 317  
 Books | 212, 230  
 Books & stationery | 210  
 Books, newspapers & stationery | 224  
 Borrowings etc. | 295  
 Brazil | 331, 334  
 Bread and cereals | 264  
 Brent oil | 137  
 Briquette | 357  
 Broad money | 295, 304  
 Broad money (M2) | 11  
 Broadcast communication | 164, 166  
 Bucheon | 128, 129  
 Bugang | 132, 133  
 Building | 196  
 Building site | 88, 89



- Bunker-C | 357  
 Busan | 20, 22, 24, 87, 119, 120, 121, 124, 125, 126, 127, 136, 162, 198, 208, 238, 309, 310, 315  
 Business | 97, 357  
 Business activities | 271, 272, 274, 276, 278, 280, 283  
 Business condition | 106  
 Business conditions | 6  
 Business facilities management & business support services; rental & leasing activities | 217  
 Business facilities management and business support services | 61, 63  
 Business facilities management and business support services; rental and leasing activities | 54, 60, 62  
 Business in force at the end of the month | 322  
 Business income | 70, 72, 74, 76  
 Business support services | 251  
 Butadiene | 174  
 Butane | 357  
 Butane gas | 174  
 Buyeo 1 | 132, 133  
 By SITC | 261  
 By building material | 194  
 By consumers | 184, 185  
 By products | 186  
 By products | 185  
 By purpose | 97  
 By use | 195
- [C]**
- CAD | 341  
 CDs, RPs, cover bills | 304  
 CHF | 341  
 CNH | 341  
 COD | 136  
 CPI by commodities and services | 9  
 Cafeteria meals | 234  
 Cake | 227  
 Call rates | 314  
 Canada | 97, 331, 333  
 Capacity | 360  
 Capital account | 12, 339  
 Capital equipment | 256  
 Capital expenditure | 293  
 Capital goods | 164, 166  
 Capital revenue | 293  
 Car | 185  
 Car repairs | 235  
 Carbon steel wires for cold heading and cold forging | 180  
 Carbonated beverages | 229  
 Carelessness | 135  
 Caring for child | 40  
 Cases of fires | 134  
 Cases of fires by cause | 135  
 Cases of fires by place | 135  
 Cash | 305  
 Cash & checks | 300  
 Cashier's checks | 316  
 Cast metal products | 248  
 Casualties (person) | 134  
 Catering services | 225  
 Cement | 197  
 Central bank | 345  
 Central government | 193  
 Cereal | 197  
 Certificates of deposits | 299  
 Change | 98  
 Change over the same month of last year | 95, 209  
 Change rate | 60, 61, 62, 63  
 Changes in inventories & acquisitions less disposals of valuables | 284  
 Changwon | 125, 130, 131  
 Checking | 307  
 Chemical fibers | 248  
 Chemical products | 185, 247, 248, 259  
 Chemicals & chemical products; except pharmaceuticals, medicinal chemicals | 146, 148, 152, 154, 158, 160  
 Chemicals & related products, n.e.c. | 261  
 Chemicals and chemical products | 359  
 Chemicals and chemical products except pharmaceuticals, medicinal chemicals | 58, 168, 170  
 Chemicals and related products, n.e.s. | 337  
 Chemistry | 135  
 Cheonan | 128, 129  
 Cheongju | 122, 123, 128, 129, 202  
 Chicken | 227  
 Chickens | 117  
 Childcare facilities | 234  
 Children's clothing | 231  
 Chile | 331, 334  
 China | 96, 330, 333  
 Chinese cabbage | 227  
 Chuncheon | 122, 123  
 Chungbuk | 21, 23, 25, 87, 163, 200, 208, 243, 309, 310, 315  
 Chungju Dam | 132, 133  
 Chungnam | 21, 23, 25, 87, 163, 200, 208, 242, 309, 310, 315  
 Chupungnyeong | 119, 120, 121  
 Cigarette | 246  
 Cigarettes | 231  
 City gas | 355, 356, 357  
 Civil engineering | 196  
 Claims on central bank | 298  
 Claims on central gov't | 296, 298  
 Claims on central government | 294  
 Claims on households | 295, 298  
 Claims on local gov't & social security org. | 298  
 Claims on local government & social security org. | 294  
 Claims on nonfin. corp. sector | 296, 298  
 Claims on nonfinancial corporations | 294  
 Claims on other depository corporations | 296  
 Claims on other financial corp. | 298  
 Claims on other financial corporations | 294, 296  
 Claims paid | 322, 323  
 Cleared | 316  
 Cleared and dishonored value by type | 316  
 Clerks | 42, 44  
 Closet | 229  
 Closing | 317  
 Clothing | 107, 210, 212, 223  
 Clothing & footwear | 223, 237, 238, 239, 240, 241, 242, 243, 244, 245  
 Clothing and footwear | 71, 73, 75, 77, 265  
 Coal | 353, 354, 357  
 Coal products & petroleum products | 247, 258  
 Coal, crude petroleum & natural gas | 247  
 Coal, crude petroleum and natural gas | 56, 144, 150  
 Coastal and offshore fisheries | 118  
 Coffee | 228  
 Coffee, tea and cocoa | 265  
 Coincident index | 6  
 Coins | 303  
 Coke, briquettes and refined petroleum products | 58  
 Coke, hard-coal and lignite fuel briquettes & refined petroleum products | 146, 148, 152, 154, 157, 161  
 Coke, hard-coal and lignite fuel briquettes and refined petroleum products | 168, 170  
 College, university and over | 53  
 Colombia | 332  
 Color steel sheet | 182  
 Combined loss ratio | 324  
 Commercial | 195, 357  
 Commercial & specialized banks | 313  
 Commodities | 9  
 Commodities | 226  
 Commodities & transactions not classified | 261  
 Commodities and transactions not classified elsewhere in the SKTC | 337  
 Communication equipment | 186  
 Communication | 71, 73, 237, 238, 239, 240, 241, 242, 243, 244, 245  
 Communication | 75, 77, 225, 265  
 Communication & broadcasting equipment, video & audio apparatus | 249  
 Company savings | 308  
 Complex | 360  
 Composite business sentiment index | 106  
 Composite coincident index | 105  
 Composite fertilizer | 179  
 Composite index of business indicators | 6  
 Composite lagging index | 105  
 Composite leading index | 105  
 Computer | 229



Computer supplies | 232  
 Computers & computer-related appliances | 212  
 Computers & peripherals | 249  
 Computers, electronic & optical equipment | 248, 249, 259  
 Concrete reinforcing bar | 180  
 Condiment vegetables | 266  
 Consolidated central government balance | 10, 293  
 Consolidation adjustment, net | 295, 297, 299  
 Construct | 135  
 Construction | 5, 8, 46, 47, 55, 60, 61, 62, 63, 164, 165, 166, 167, 184, 193, 271, 273, 275, 277, 279, 281, 283, 312  
 Construction & mining | 185  
 Construction business | 111  
 Construction materials, hardware & heating & air conditioning equipment | 207  
 Consumers' goods | 165, 167  
 Consumption | 355  
 Consumption expenditure | 69, 70, 71, 72, 73, 74, 75, 76, 77  
 Consumption goods | 256  
 Contact lens | 232  
 Convenience stores | 211  
 Conveying elevators & others | 186  
 Copper bars | 182  
 Copper wire bar | 183  
 Corporate bond total | 319  
 Corporate bonds | 320  
 Corporate bonds (3years) | 314  
 Corporations | 306  
 Cosmetics | 210, 213, 226, 231  
 Craft and related trades workers | 43, 45  
 Credit | 338  
 Credit control | 307  
 Credit to households | 313  
 Crew | 97  
 Crude materials, inedible (except fuels) | 336  
 Crude oil & refinery feedstocks | 355  
 Crude oil and petroleum products | 355  
 Cultural and other services | 271, 273, 274, 277, 278, 281, 283  
 Cultural classes | 234  
 Cultural, entertainment & recreation goods | 207  
 Culture & leisure services | 215  
 Currency and deposits | 347  
 Currency in ODCs | 297  
 Currency in circulation | 297, 304  
 Current | 110  
 Current account | 10, 12, 338  
 Current account checks | 316  
 Current expenditure | 293  
 Current income | 70, 72, 74, 76  
 Current revenue | 293  
 Cyclical component of coincident index | 105  
 Cyclical component of leading index | 105  
 Cyprus | 332

**[D]**

DKK | 341  
 DO | 136  
 Daecheong Dam | 132, 133  
 Daegu | 20, 22, 24, 87, 119, 120, 121, 124, 125, 126, 127, 162, 198, 202, 208, 239, 309, 310, 315  
 Daejeon | 20, 22, 24, 87, 122, 123, 124, 125, 126, 127, 162, 199, 208, 240, 309, 310, 315  
 Daily average | 321  
 Daily average clearings | 316  
 Daily worker | 48, 49  
 Dairy cattle | 117  
 Dams | 196  
 Damyang | 132, 133  
 Dangerous articles | 135  
 Days worked | 54, 55, 56, 57, 58, 59  
 Death | 134  
 Deaths | 5, 17  
 Debentures below 2Y | 299  
 Debit | 338  
 Debt ratio | 108, 109  
 Debt securities | 346  
 Demand deposits | 299, 304, 306  
 Denmark | 330, 334  
 Dental prostheses | 235  
 Dental treatment | 232  
 Department stores | 211  
 Deposit-taking corporations, except the central bank | 345  
 Depository corporations | 313  
 Deposits | 300, 305  
 Deposits at CBs & SBs | 11  
 Deposits excluded from M2 | 295, 297, 299  
 Deposits included in M2 | 299  
 Deposits of NFC | 300  
 Designs | 99  
 Detached houses | 85, 86  
 Diesel | 230  
 Direct inter-bank transactions | 314  
 Direct investment | 339, 346  
 Direct loss ratio | 324  
 Disabled | 41  
 Dishonored | 316  
 Dishonored ratio | 316  
 Disposable Income | 69  
 Disposable diaper | 232  
 Distant water fishery | 118  
 Distillate fuel oil | 172  
 Distribution of households (%) | 74, 76  
 Divorces | 17  
 Domestic | 184, 187, 254, 255, 256, 257, 293  
 Domestic assets | 300  
 Domestic claims | 294, 295, 296, 298  
 Domestic economic situation | 107  
 Domestic liabilities | 300  
 Dresses | 230  
 Driving ranges | 235

Dry paddy-field | 88  
 Dubai oil | 137  
 Due from banks abroad | 301  
 Durable consumers' goods | 165, 167  
 Durable consumption goods | 256  
 Durable goods | 107, 210, 226, 228, 229  
 Duty-free shops | 211  
 Dwelling maintenance and repair services | 234  
 Dwellings | 196

**[E]**

E-coupon services | 215  
 EUR | 341  
 Earned incurred loss ratio | 324  
 Earned premiums | 323  
 Earnings | 54, 55, 56, 57, 58, 59  
 Eastern coast of Geoje | 136  
 Eating out | 107, 226  
 Economically active population | 5, 31, 32, 33  
 Economically inactive population | 31, 32, 33  
 Ecuador | 334  
 Education | 55, 61, 63, 71, 73, 75, 77, 98, 107, 110, 217, 224, 225, 237, 238, 239, 240, 241, 242, 243, 244, 245, 251, 264, 271, 272, 274, 276, 278, 280, 283  
 Egg | 227  
 Egypt | 97, 332, 335  
 Electric power | 184, 251  
 Electric power, gas & steam | 250, 251  
 Electric power, gas, water & waste | 250, 251  
 Electric rice cooker | 228  
 Electrical equipment | 58, 147, 149, 153, 155, 159, 161, 169, 171, 185, 249, 259  
 Electrical machinery | 186  
 Electricity | 135, 164, 166, 233, 357  
 Electricity and Gas and Water | 233  
 Electricity, gas, steam & conditioning supply | 312  
 Electricity, gas & other fuels | 223  
 Electricity, gas and air conditioning supply | 111  
 Electricity, gas and steam supply | 7, 144, 148, 150, 154  
 Electricity, gas and water supply | 271, 272, 274, 276, 278, 280, 283  
 Electricity, gas, steam and air conditioning supply | 54, 60, 62  
 Electricity, water and gas | 226  
 Electronic & TV communication equipment | 185  
 Electronic components, computer: visual, sounding and communication equipment | 59, 146, 148, 152, 154, 158, 160, 169, 171  
 Electronic display devices | 248  
 Electronic, visual, sounding, computer and communication equipment | 359  
 Elementary school textbooks | 231  
 Elementary workers | 43, 45  
 Employed person | 5, 31, 32, 33

- Employment rate | 31, 32, 33  
 Energy | 12, 253, 260  
 Energy & excluding energy | 253  
 Energy Exports(B) | 353, 354  
 Energy Imports(A) | 353, 354  
 Energy production | 353  
 Engineering plastic resin | 179  
 Engines & turbines | 185  
 Entertainment and culture | 71, 73, 75, 77  
 Epoxide resin | 178  
 Equipment | 311  
 Equipment, machine operating and assembling workers | 43, 45  
 Equity securities | 346  
 Ethylene | 175  
 Europe | 96, 344  
 Excess of exports and imports (-) | 329  
 Excess reserves (A-B) | 305  
 Exchange rates to US \$ | 12  
 Excluding IT | 260  
 Excluding eating out | 226  
 Excluding energy | 253, 260  
 Excluding food | 236  
 Excluding foods | 252, 260  
 Excluding foods & energy | 253, 260  
 Excluding for living necessities | 236  
 Excluding fresh food | 236  
 Excluding fresh foods | 252  
 Excluding fresh foods & energy | 253  
 Excluding information technology | 253  
 Excluding vessels | 187  
 Expectation of domestic economic situation | 107  
 Expectation of employment situation | 107  
 Expectation of household income | 107  
 Expectation of interest rates | 107  
 Expectation of prices | 107  
 Expectations of living standard of household | 107  
 Expected change in prices (1 year later) | 107  
 Expected reinsurance claims | 323  
 Expenditure | 10, 69, 70, 71, 72, 73, 74, 75, 76, 77, 263, 265  
 Expenditure & net lending | 293  
 Export | 9, 187  
 Export & import price index | 9  
 Exports | 12, 329, 338, 340  
 External assets in debt instruments | 345  
 External debt position | 345  
 Eyeglasses | 232
- [F]**
- Fabricated metal | 185  
 Fabricated metal products | 248, 259  
 Fabricated metal products: except machinery and furniture | 59, 146, 148, 152, 154, 158, 160, 169, 171  
 Facility investments | 106  
 Factory | 89  
 Factory & storage | 196  
 Farm wages & charges | 263, 265  
 Farm work commission | 265  
 Farmer price index | 9  
 Farms in households | 117  
 Fashion & accessories | 213  
 Feeds | 264  
 Female | 38, 53  
 Fermented milk | 228  
 Ferro alloy | 180  
 Fertilizers | 264  
 Fertilizers & pesticides | 248  
 Fiber products & apparels | 246  
 Fiber products & leather products | 246, 258  
 Final consumption expenditure of household (at chained 2015 prices) | 10  
 Final goods and services | 256  
 Final services | 256  
 Finance | 11  
 Finance & insurance | 193  
 Finance and insurance | 271, 273, 275, 277, 279, 281, 282  
 Financial & insurance activities | 216, 250, 312  
 Financial account | 12, 339  
 Financial debentures | 314  
 Financial derivatives | 346, 347  
 Financial derivatives, Net assets | 339  
 Financial institutions & insurance | 54, 60, 62  
 Financial intermediation & insurance | 184  
 Financial situation | 106  
 Financing | 293  
 Finland | 334  
 Fired turbines | 185  
 Fish and seafood | 264  
 Fixed asset | 300  
 Floor area | 194, 195  
 Floriculture | 266  
 Food | 210, 223, 236  
 Food & beverage | 193  
 Food & beverages | 214  
 Food & excluding foods | 252  
 Food & live animals | 261  
 Food & non- alcoholic beverages | 223, 237, 238, 239, 240, 241, 242, 243, 244, 245  
 Food and live animals | 336  
 Food and non-alcoholic beverages | 264  
 Food and soft drinks | 71, 73, 75, 77  
 Food products | 57, 145, 148, 151, 154, 156, 160, 168, 170, 247  
 Food products & beverages | 246, 247, 258  
 Food products n.e.c | 265  
 Food service | 209  
 Food service activities | 110  
 Food services | 215  
 Food stuffs | 184  
 Food, beverage | 358  
 Food, beverages & tobaccos | 207  
 Foods | 252, 260  
 Foods & energy | 260
- Foods, beverages & tobacco in specialized stores | 207  
 Footwear | 213, 223  
 Footwear & luggage | 210  
 For construction | 255, 257  
 For crude fuels | 254  
 For fuels & energy | 257  
 For living necessities | 236  
 For living necessities including rent | 236  
 For manufacturing | 254, 255, 257  
 For processed fuels & energy | 255  
 Foreign org. in Korea | 193  
 Foreign assets | 295, 296, 298, 301  
 Foreign currency reserves | 342  
 Foreign exchange banks T/T buying rate from customers | 343  
 Foreign exchange banks T/T selling rate to customers | 343  
 Foreign liabilities | 295, 296, 298, 301  
 Foreign securities | 295, 296, 301  
 Forest land | 135  
 Forest products | 246  
 Forestry | 89  
 Forestry conservancy & water control | 196  
 France | 96, 330, 333  
 Freezing machinery | 186  
 Fresh fish | 236  
 Fresh food | 236  
 Fresh foods | 252  
 Fresh foods & excluding fresh foods | 252  
 Fresh fruits | 236  
 Fresh vegetables | 236  
 Fruit | 264  
 Fruiting vegetables | 266  
 Fruits | 262, 266  
 Fruits & vegetables | 262  
 Fruits and vegetables | 266  
 Fuel & electricity | 165, 167  
 Fuel oil | 172  
 Fuels | 207  
 Functional cosmetics | 231  
 Funeral expenses | 235  
 Furnishings, household equipment & routine household maintenance | 265  
 Furnishings, household equipment and routine household maintenance | 224, 237, 238, 239, 240, 241, 242, 243, 244, 245  
 Furniture | 59, 147, 149, 153, 155, 159, 161, 169, 171, 210, 214  
 Furniture and furnishings, carpets and other floor coverings | 224  
 Future tendency | 106
- [G]**
- GBP | 341  
 Galvanized low carbon steel wire | 181  
 Gangneung | 120, 121, 136  
 Gangwon | 21, 23, 25, 87, 163, 200, 208, 242,

309, 310, 315  
 Garlic | 227  
 Gas | 353, 354  
 Gas leak | 135  
 Gas manufacturing | 356  
 Gas utilities | 233  
 Gas, steam & hot water | 251  
 Gas/Diesel oil | 355, 357  
 Gasoline | 173, 230, 355, 357  
 Gayang | 132, 133  
 General government | 345  
 General government consumption | 284  
 General purpose machinery | 186, 249  
 Generating facilities | 360  
 Generation & transmission of electricity | 196  
 Geothermal, solar, etc. | 353, 354  
 Germany | 96, 330, 333  
 Geumgang | 132, 133  
 Gimhae | 202  
 Gimpo | 202  
 Glass and glass products | 249  
 Glassware, tableware and household utensils | 224  
 Global oil prices | 137  
 Gold | 342  
 Gold & silver bullion | 301  
 Golf course fees | 234  
 Gongju 1 | 132, 133  
 Goods | 12  
 Goods & services for routine household maintenance | 224  
 Goods for infants & children | 213  
 Goryeong | 132, 133  
 Gov't. bonds | 296  
 Gov't. deposits | 296  
 Government | 184  
 Government & public | 184  
 Government bonds | 294, 300, 314  
 Government deposits | 294, 300  
 Grains | 262  
 Grains | 266  
 Grape | 227  
 Gravel | 172  
 Greece | 96  
 Gross domestic capital formation | 284  
 Gross domestic income | 275, 279, 281  
 Gross domestic investment ratio | 284  
 Gross domestic product at market prices | 271, 272, 274, 276, 278, 280, 282  
 Gross external assets in debt instruments | 345  
 Gross external debt | 345  
 Gross fixed capital formation | 284  
 Gross generation | 360  
 Gross national disposable income | 284  
 Gross national income | 273, 275, 277, 279, 281  
 Gross national income (at current) | 10  
 Gross saving | 284  
 Gross saving ratio | 284  
 Gross value added (at basic prices) | 282

Gross value added at basic prices | 271, 273, 275, 277, 279, 281  
 Group tours (domestic) | 234  
 Group tours (overseas) | 234  
 Growth rate of sales | 108, 109  
 Growth rate of total assets | 108, 109  
 Gumi | 130, 131  
 Gunsan | 122, 123, 130, 131, 136, 202  
 Gupo | 132, 133  
 Gwacheon | 128, 129  
 Gwangju | 20, 22, 24, 87, 119, 120, 121, 124, 125, 126, 127, 162, 199, 202, 208, 239, 309, 310, 315  
 Gwangju 1 | 132, 133  
 Gyeongbuk | 21, 23, 25, 87, 163, 201, 208, 245, 309, 310, 315  
 Gyeonggi | 20, 22, 24, 87, 163, 200, 208, 241, 309, 310, 315  
 Gyeongnam | 21, 23, 25, 87, 163, 201, 208, 244, 309, 310, 315  
 Gym fees | 235

## [H]

HKD | 341  
 Hairtail | 227  
 Ham and Bacon | 228  
 Handbag | 233  
 Hangang | 132, 133  
 Hangeul | 98  
 Harbors & airports | 196  
 Hard drawn steel wire | 181  
 Health | 71, 73, 75, 77, 224, 225, 237, 238, 239, 240, 241, 242, 243, 244, 245, 265  
 Health and social work | 55, 61, 63  
 Health supplements | 229  
 Heat | 353, 354  
 Heating oil | 357  
 Heavy industry | 143  
 Herbal medicine | 230  
 High school graduates | 53  
 High school textbooks | 231  
 Highest | 302  
 Hiking clothing | 231  
 Holdings of SDRs | 301  
 Home appliance rental | 235  
 Home appliance repairs | 235  
 Home caregiver costs | 235  
 Home electric appliances and electronic equipment | 212  
 Home maintenance and repair materials | 231  
 Hong Kong | 330, 335  
 HongKong | 96  
 Hospital charges | 232  
 Hospital services | 224, 225  
 House-keeping | 40  
 Household appliances | 210, 224  
 Household checking | 307

Household checks | 316  
 Household electrical appliances & information & communication equipment | 207  
 Household equipment and housekeeping services | 71, 73, 75, 77  
 Household goods | 207, 214, 264, 263, 265  
 Household textiles | 224  
 Households | 306  
 Housekeeping costs | 235  
 Housing installments | 308  
 Housing, water, electricity & other fuels | 223  
 Housing, water, electricity and other fuels | 265  
 Housing, water, electricity, gas & other fuels | 237, 238, 239, 240, 241, 242, 243, 244, 245  
 Housing, water, electricity, gas and other fuels | 71, 73, 75, 77  
 Human health & social work activities | 217  
 Human health and social work | 271, 272, 274, 276, 278, 280, 283  
 Human resources | 106  
 Hydro | 353, 354, 360  
 Hydrogen peroxide | 176

## [I]

IDR (100) | 341  
 IMF reserve position | 342  
 IP address | 98  
 Ice-cream cone | 228  
 Import | 9, 254, 255, 256, 257  
 Import value | 357  
 Imported passenger car | 229  
 Imports | 12, 329, 338, 340, 355  
 In circulation | 302  
 In-migrants | 18, 19  
 Incheon | 20, 22, 24, 87, 119, 120, 121, 124, 125, 126, 127, 136, 162, 199, 202, 208, 238, 309, 310, 315  
 Income | 6, 69, 70, 72, 74, 76  
 Income before income taxes to sales | 108, 109  
 Income before income taxes to total assets | 108, 109  
 Income terms of trade index | 340  
 Increase ratio of earned premiums | 324  
 Incurred claims | 322, 323  
 Incurred operating expenses | 322, 323  
 Index | 60, 61, 62, 63  
 India | 96, 330, 335  
 Indonesia | 96, 330, 333  
 Industrial | 195, 355, 357  
 Industrial finance debentures | 320  
 Industrial production index | 7  
 Industrial products | 226  
 Industry | 5, 60, 62, 356  
 Inedible raw materials excluding fuels | 261  
 Infant & toddler learning materials | 231  
 Information & communication | 216  
 Information and communication | 271, 272,

275, 276, 279, 280, 282  
 Information and communications | 54, 60, 62  
 Information technology | 253  
 Information technology & excluding  
 information technology | 253  
 Information, telecommunication &  
 broadcasting services | 250  
 Informational technology | 260  
 Initial public offerings in KRX KOSDAQ  
 market | 318  
 Initial public offerings in KRX stock market  
 | 318  
 Injury | 134  
 Inland water fisheries | 118  
 Installation of machinery | 196  
 Installment savings | 308  
 Instant food | 228  
 Instant noodles | 227  
 Institution for entrance examination | 40  
 Insurance co. | 313  
 Insurance contract liabilities | 322  
 Insurance revenue | 322, 323  
 Insurance services | 235  
 Inter-county | 18, 19  
 Inter-province | 18, 19  
 Interest coverage ratio | 108, 109  
 Interest expenses to sales | 108, 109  
 Interest expenses to total borrowings and  
 bonds payable | 108, 109  
 Intermediate goods | 165, 167  
 Intermediate goods and services | 255  
 Intermediated transactions | 314  
 Internal combustion | 360  
 Internal combustion engine for motor  
 vehicles | 182  
 Internal combustion engine | 185  
 International air travel | 233  
 Internet fees | 233  
 Intra-county | 18, 19  
 Intra-province | 18, 19  
 Inventory | 143, 172, 173, 174, 175, 176, 177,  
 178, 179, 180, 181, 182, 183, 187  
 Invested assets | 322, 323  
 Iran | 332, 333  
 Ireland | 335  
 Iron bar & iron frame | 194  
 Iron material | 197  
 Iron ore | 197  
 Iron scraps | 137  
 Iron structures | 186  
 Irregular income | 6  
 Israel | 332, 335  
 Issued | 320  
 Italy | 96, 331, 333

## [J]

JPY (100) | 341

Japan | 96, 330, 333  
 Jeans | 231  
 Jeju | 21, 23, 25, 87, 119, 120, 121, 125, 130,  
 131, 136, 163, 201, 202, 208, 245, 309, 310,  
 315  
 Jeju special self-governing province | 21  
 Jeonbuk | 21, 23, 25, 87, 163, 200, 208, 243,  
 309, 310, 315  
 Jeonju | 119, 120, 121  
 Jeonnam | 21, 23, 25, 87, 163, 201, 208, 244,  
 309, 310, 315  
 Jet fuel oil | 173  
 Juice | 229  
 Jumper | 230

## [K]

KOSDAQ | 317  
 KOSPI | 317  
 KOSPI (average) | 11  
 KWD | 341  
 Kerosene | 172, 230, 355, 357  
 Kindergarten fees | 233  
 Kitchen sink | 229  
 Kitchen towel | 232  
 Korean dry saunas | 235  
 Korean native cattle and beef cattle | 117  
 Kuwait | 334

## [L]

LBKP | 137  
 LNG | 355, 357  
 LPG | 355  
 LPG (for cook) | 230  
 LPG (for car) | 230  
 Labor | 5  
 Labor force participation rate | 31, 32, 33  
 Labor productivity index | 5  
 Lagging index | 6  
 Land development | 196  
 Landline telephone charges | 233  
 Landscaping | 196  
 Large discount stores | 211  
 Latin America | 344  
 Laundry detergent | 232  
 Leading index | 6  
 Leafy vegetables | 266  
 Leather products | 246  
 Leather, luggage and footwear | 56  
 Less : liabilities to central gov't | 296, 298  
 Less : liabilities to central government | 294  
 Liabilities | 295, 297, 299, 346  
 Liabilities to ODCs | 297  
 Liabilities to central bank | 299  
 Liabs. to intl. fin. insts. in security | 301  
 Liberia | 331

Life insurance | 322, 324  
 Light industry | 143  
 Lighting | 357  
 Linear polyester resin | 178  
 Liquidity aggregates of financial institutions  
 (Lf) | 11  
 Live births | 5, 17  
 Livestock | 266  
 Livestock products | 246, 262, 266  
 Living standard of household | 107  
 Loans | 294, 295, 296, 298, 347  
 Loans & discounts | 300  
 Loans etc. | 299  
 Loans to government | 300  
 Loans to households | 313  
 Loans with banking funds | 311  
 Loans with gov't funds | 311  
 Local bus fares | 232  
 Local government | 184, 193  
 Long-term debt securities | 346  
 Long-term deposit rental | 233  
 Lowest | 302  
 Lubricating oil | 174  
 Luggage | 213  
 Lumber | 197

## [M]

MYR | 341  
 Machine | 135  
 Machinery | 193  
 Machinery & equipment | 249, 259  
 Machinery & transport equipment | 261  
 Machinery and transport equipment | 337  
 Machinery, equipment & supplies | 207  
 Mackerel | 227  
 Maintenance & repair of the dwelling | 223  
 Maintenance and repair services of industrial  
 machinery and equipment | 59, 147, 153  
 Malaysia | 96, 331, 333  
 Male | 38, 53  
 Managers | 42, 44  
 Mandarin orange | 227  
 Manufacturing industry products | 9  
 Manufacture of gas, distribution of gaseous  
 fuel through mains | 183  
 Manufactured goods classified by materials | 261  
 Manufactured goods classified chiefly by  
 material | 337  
 Manufacturing | 10, 46, 47, 54, 57, 59, 60, 62,  
 106, 109, 110, 111, 143, 144, 145, 147, 148, 149,  
 150, 151, 153, 154, 155, 156, 157, 159, 160, 161,  
 165, 167, 168, 170, 184, 185, 193, 271, 272, 274,  
 276, 278, 280, 283, 312, 358, 359  
 Manufacturing equipment | 164, 166  
 Manufacturing products | 246, 247, 248, 249,  
 250, 258, 259  
 Marine aquaculture | 118

Marine foods | 246  
 Marine products | 226, 227  
 Marriages | 17  
 Masonry | 194  
 Material cost | 263, 264  
 Meat | 264  
 Medical & precise process control equipment | 186  
 Medical care and health | 107  
 Medical check-ups | 235  
 Medical products, appliances & equipment | 224  
 Medical, precision & optical instruments | 185  
 Medical, precision & optical instruments, watches and clocks | 147, 149, 153, 155, 159, 161  
 Medical, precision and optical instruments, watches and clocks | 58, 169, 171  
 Medicines | 226, 230  
 Membership organizations, repair & other personal services | 217  
 Membership organizations, repair and other personal services | 55, 61, 63  
 Men's bottoms | 230  
 Men's outerwear | 229  
 Men's tops | 229  
 Men's underwear | 230  
 Merchandise credit | 313  
 Metal cutting & forming machinery | 186  
 Metal cutting machinery | 186  
 Metal forming machinery | 186  
 Metal ores | 144, 150  
 Metallic & Non-metallic mineral products | 247  
 Metropolitan cities | 87  
 Mexico | 331, 335  
 Middle East | 96, 344  
 Middle school textbooks | 231  
 Milk | 228  
 Milk, cheese and eggs | 264  
 Mineral fuels, lubricants & related materials | 261  
 Mineral fuels, lubricants and related materials | 336  
 Mineral waters, soft drinks, fruit and vegetable juices | 265  
 Mining | 60, 62, 184, 358  
 Mining & manufacturing | 46, 47  
 Mining & quarrying | 54, 56, 312  
 Mining and manufacturing | 7, 8, 144, 148, 150, 154, 156, 160  
 Mining and quarrying | 144, 148, 150, 154, 271, 272, 274, 276, 278, 280, 283  
 Mining products | 247, 258  
 Mining support service activities | 57  
 Miscellaneous goods and services | 237, 238, 239, 240, 241, 242, 243, 244, 245  
 Miscellaneous goods & services | 225  
 Miscellaneous goods and services | 264  
 Miscellaneous manufactured articles | 261, 337  
 Miscellaneous services | 215  
 Mobile phone | 229  
 Mobile phone charges | 233

Mobile phone repairs | 235  
 Mokpo | 119, 120, 121, 125, 130, 131, 136  
 Monetary base | 297  
 Monetary stabilization account | 300  
 Monetary stabilization bonds | 314, 320  
 Monetary stabilization bonds issued | 300  
 Money in trusts below 2Y | 299  
 Money market funds | 299, 304  
 Money market instruments | 347  
 Monthly earnings of regular employee | 5  
 Monthly rental | 233  
 Motor vehicle parts & accessories | 207, 214  
 Motor vehicles | 186, 207, 250  
 Motor vehicles, trailers and semitrailers | 58, 147, 149, 153, 155, 159, 161, 169, 171, 359  
 Motors | 185  
 Movie tickets | 234  
 Muan | 202  
 Muan 2 | 132, 133  
 Mulgeum | 132, 133  
 Multipurpose car | 228  
 Music classes | 235  
 Mutual installments | 308

## [N]

NBKP | 137  
 NH bonds type1 (5yrs) | 314  
 NOK | 341  
 NZD | 341  
 Naju | 132, 133  
 Nakdonggang | 132, 133  
 Namji | 132, 133  
 Naphtha | 173  
 Narrow money (M1) | 11  
 National accounts | 10  
 National housing bonds | 320  
 Natural gas | 354, 355, 356  
 Nature | 135  
 Net barter terms of trade index | 340  
 Net claims on central gov't | 296, 298  
 Net claims on central government | 294  
 Net factor income from the rest of the world | 273, 275, 277, 279  
 Net foreign assets | 295, 296, 298  
 Net imports | 354  
 Net imports(A-B) | 353  
 Net international investment position | 347  
 Net lending | 10, 293  
 Net worth | 301  
 Net-migrants | 18  
 Netherlands | 96, 330, 334  
 New & renewable energy | 360  
 New Zealand | 97, 335  
 New shares | 318, 319  
 Newspaper | 230  
 Nitrogen | 177

Non - life insurance | 323  
 Non-metallic mineral products | 348  
 Non-agricultural sector | 60, 62  
 Non-alcoholic beverages | 223  
 Non-bank depository corporations | 313  
 Non-consumption expenditures | 6, 69, 70, 71, 73, 75  
 Non-durable consumers' goods | 165, 167  
 Non-durable consumption goods | 256  
 Non-durable goods | 210  
 Non-ferrous metal bar & basic products | 249  
 Non-life insurance | 324  
 Non-manufacturing | 106, 184, 193  
 Non-metallic mineral | 185  
 Non-metallic mineral products | 249, 259  
 Non-metallic minerals, except fuel | 56  
 Non-metallic minerals; except fuel | 144, 150  
 Non-resident's deposits | 301  
 Non-special-ized stores | 207  
 Noncurrent income | 70, 72, 74, 76  
 North America | 344  
 North Gangneung | 119  
 Norway | 332, 335  
 Noryangjin | 132, 133  
 Not in stores | 207  
 Nuclear | 353, 354, 360  
 Nuclear reactors | 185  
 Number | 316  
 Number of .kr domain | 98  
 Number of building | 194, 195  
 Number of trading days | 321  
 Numbers | 318, 319

## [OI]

OCC | 137  
 ONP | 137  
 Oceania | 97, 344  
 Office | 164, 166  
 Office accounting, computing machinery | 186  
 Office appliances & stationery | 212  
 Offices & stores | 196  
 Oil | 197, 353, 354  
 Oil2 | 353  
 Oils | 226, 230  
 Oils and fats | 264  
 Okcheon | 132, 133  
 Oman | 334  
 Online content | 234  
 Open interest | 321  
 Operating expenses | 322, 323  
 Operating income to sales | 108, 109  
 Operation | 311  
 Operation of personal transport equipment | 225  
 Oriental medicine treatment | 232  
 Original series of unemployment rate | 38  
 Other assets | 347  
 Other chemical products | 248

- Other deposits | 299
  - Other education | 225
  - Other electronic components | 248
  - Other equity | 347
  - Other farm products | 262, 266
  - Other financial corporations, etc. | 313
  - Other financial intermediaries | 313
  - Other household equipment | 207
  - Other industrial products | 226, 231, 232, 233
  - Other intermediate materials | 255
  - Other investment | 339, 347
  - Other items (net) | 295, 297, 299
  - Other liabilities | 347
  - Other livestock products | 266
  - Other machinery and equipment | 58, 147, 149, 153, 155, 159, 161, 169, 171, 185
  - Other major durables for recreation & culture | 224
  - Other manufacturing | 59, 147, 149, 153, 155, 159, 161, 169, 171, 184
  - Other manufacturing products | 250, 259
  - Other miscellaneous goods and services | 71, 73, 75, 77
  - Other non-manufacturing | 184
  - Other non-metallic mineral products | 59, 146, 148, 152, 154, 158, 160, 169, 171, 249
  - Other public offerings | 319
  - Other raw & intermediate materials | 257
  - Other raw materials | 254
  - Other recreational items, equipment, gardens & pets | 224
  - Other sectors | 345
  - Other service activities | 278
  - Other services | 225, 251
  - Other specialized stores | 207
  - Other specialized wholesale | 207
  - Other transferable deposits | 299
  - Other transport equipment | 59, 147, 149, 153, 155, 169, 171, 184, 186, 250
  - Others motor vehicles | 186
  - Others special purpose | 186
  - Out-migrants | 18, 19
  - Outpatient services | 224, 225
  - Outpatient treatment | 232
  - Outstanding shares | 318, 319
  - Overnight | 314
- [P]**
- P.V.C stable preparation | 179
  - PC wire | 180
  - PPI less fresh foods and energy | 253
  - Package holidays | 224
  - Paddy-field | 88
  - Paid by farmers | 9
  - Paint | 178
  - Pakistan | 331, 335
  - Paldang Dam | 132, 133
  - Panama | 331, 335
  - Papua New Guinea | 334
  - Para Xylene | 175
  - Parcel | 88, 89
  - Passbook | 307
  - Passenger car (large size) | 228
  - Passenger car (medium size) | 228
  - Passenger car (small size) | 228
  - Passenger cars | 210
  - Passenger cars & fuel stores | 211
  - Patents | 99
  - Peak load | 360
  - Pension funds | 313
  - Permitted floor area for building construction | 8
  - Personal care | 225
  - Personal effects n.e.c | 225
  - Personal services | 110, 226, 234, 235
  - Pet products | 214, 233
  - Petrochemical products | 193
  - Petroleum & coal prod. | 185
  - Petroleum products | 355, 356
  - Pharmaceuticals | 210, 248
  - Pharmaceuticals, medicinal chemicals & botanical products | 348
  - Pharmaceuticals, medicinal chemicals and botanical products | 58, 146, 148, 152, 154
  - Philippines | 96, 330, 334
  - Photography services | 244
  - Phthalic anhydride | 176
  - Pigs | 7, 117
  - Plastic products | 248
  - Pohang | 122, 123, 124, 130, 131
  - Pohang Gyeongju | 202
  - Poland | 96, 332
  - Policy reserve | 322, 323
  - Poly propylene glycol | 176
  - Polyamide fiber | 179
  - Polyester fiber | 179
  - Polyethylene | 176
  - Polypropylene | 177
  - Polystyrene | 177
  - Polyurethane resin | 179
  - Population | 5
  - Population 15 years and over | 31, 32, 33
  - Pork | 227
  - Pork belly (Samgyeopsal, eating out) | 234
  - Portable multimedia equipment | 229
  - Portfolio investment | 339, 346
  - Portugal | 332
  - Postal services | 225
  - Potassium hydroxide | 177
  - Power | 357
  - Power generation | 355, 356
  - Power generation & others | 356
  - Pre-primary & primary education | 224, 225
  - Precision equipment | 249
  - Premium income | 322
  - Preparing for employment | 41
  - Preparing for entrance to school of higher grade | 41
  - Prescription medicine | 230
  - Price | 9
  - Price index of commodities paid by farmer | 263
  - Price index of commodities received by farmer | 262
  - Printing & reproduction of recorded media | 57, 145, 149, 151, 155
  - Private | 184, 185, 193, 198, 199, 200, 201
  - Private consumption | 284
  - Private education expenses (elementary school students) | 234
  - Private education expenses (middle school students) | 234
  - Private education expenses (high school students) | 235
  - Private investment | 193
  - Processed food | 226, 227, 228, 229
  - Processed fuels & energy | 257
  - Producer price index | 9
  - Producers' inventory index | 7
  - Producers' shipment index | 7
  - Product defect | 135
  - Production | 143, 172, 173, 174, 175, 176, 177, 178, 179, 180, 181, 182, 183, 187, 355
  - Production, collection and distribution of electricity | 183
  - Professional and technical activities | 110
  - Professional, scientific & technical activities | 217
  - Professional, scientific and technical activities | 54, 60, 62
  - Professional, scientific and technical services | 251
  - Professionals and related workers | 42, 44
  - Profitability | 106
  - Promissory notes | 316
  - Propane | 355, 357
  - Propane gas | 174
  - Propensity to income | 69
  - Property damages | 134
  - Property income | 70, 72, 74, 76
  - Propylene | 175
  - Prospective | 110
  - Public | 193, 307, 358
  - Public administration and defence; compulsory social security | 278
  - Public administration, defence and social security | 271, 272, 274, 276, 278, 280, 283
  - Public baths | 235
  - Public corporation | 193
  - Public finance | 10
  - Public financial institutions | 313
  - Public offices | 196
  - Public services | 226, 232, 233, 234
  - Publications | 226, 230, 231
  - Pulp | 137
  - Pulp & paper | 184
  - Pulp & paper products | 247



Pulp, paper and paper products | 57, 145,  
149, 151, 155, 157, 161, 168, 170, 359  
Pulses / other cereals | 266  
Pump & compressors | 186  
Purchase of livestock | 265  
Purchase of vehicles | 225, 265

## 【Q】

Qatar | 334  
Quartzite | 173

## 【R】

Railway & aircraft | 186  
Railway & track | 196  
Rate of reserved facilities | 360  
Rate of reserved power | 360  
Ratio of claims paid | 324  
Ratio of invested assets profit | 324  
Ratio of lapses & surrenders | 324  
Ratio of net operating expenses | 324  
Ratio of new business | 324  
Ratio of operating expenses | 324  
Raw & intermediate materials(raw +  
intermediate) | 257  
Raw materials | 254  
Real estate | 193, 271, 273, 275, 277, 279,  
281, 282  
Real estate activities | 54, 60, 62, 110, 216, 250  
Real estate commissions | 234  
Real estate, activities | 312  
Real estate,renting & business activities | 184  
Received by farmers | 9  
Reclaimed rubber | 137  
Recreation & culture | 224  
Recreation and culture | 237, 238, 239, 240,  
241, 242, 243, 244, 245, 264  
Recreation, entertainment and cultural  
services | 107  
Recreational & cultural services | 224  
Red ginseng | 229  
Red pepper powder | 227  
Refrigerator | 228  
Refrigerator for Kimchi | 228  
Region | 98  
Regional area | 87  
Regional heating bills | 233  
Registrations | 99  
Regular employee | 48, 49  
Regular income | 6  
Reinsurance revenue | 323  
Rent | 265  
Rentals for housing | 226, 233  
Repair services | 110  
Repurchase agreements | 300

Required reserves (B) | 305  
Reserve assets | 339, 347  
Reserve deposits | 297  
Reserve deposits of BFC | 300  
Reserved facilities | 360  
Reserved power | 360  
Reserves (A) | 305  
Residential | 195, 357, 358  
Residential/ commercial | 355, 357  
Residual bunker c oil | 173  
Restaurants & hotels | 225  
Restaurants and hotels | 71, 73, 75, 77, 237,  
238, 239, 240, 241, 242, 243, 244, 245, 264  
Rested | 41  
Retail sales | 209  
Retail sales & food service | 209  
Retail sales not in stores | 211  
Retail trade | 110  
Retail trade, except motor vehicles and  
motorcycles | 207  
Revenues | 10, 293  
Reverse repurchase agreement | 301  
Rice | 262, 266  
Rice cake | 228  
Roads & bridges | 196  
Robot for industry | 186  
Root and tuber crops | 266  
Root vegetables | 266  
Rotating electrical equipment | 185  
Row houses | 85, 86  
Rubber & plastic | 185  
Rubber & plastic products | 348  
Rubber and plastic products | 58, 146, 148,  
152, 154, 158, 160, 168, 170  
Rubber antioxidant | 178  
Rubber products | 248  
Russia | 330, 333  
Russian Federation | 96

## 【S】

SAR | 341  
SDRs allocated security | 301  
SEK | 341  
SGD | 341  
Sacheon | 202  
Sale of motor vehicles & parts | 207  
Sales growth | 106  
Sales material | 265  
Sales workers | 43, 45  
Salt | 172  
Sand | 172  
Sanitary pad | 232  
Sashimi (eating out) | 234  
Sauce pan | 231  
Saudi Arabia | 330, 333  
Savings | 308  
School | 40

Seasonally adjusted unemployment rate | 38  
Secondary products | 266  
Section | 181  
Securities | 300  
Securities other than shares | 294, 298  
Securities other than shares excluded from  
M2 | 295, 297, 299  
Securities other than shares included in M2 |  
297, 299  
Security transaction | 317  
Seeds | 264  
Sejong | 20, 22, 24, 87, 124, 126, 127, 162,  
199, 208, 240, 309, 310  
Self-employed | 48, 49  
Self-employed Worker | 48, 49  
Semi-durable goods | 210  
Semiconductors | 248  
Seogwipo | 122, 123  
Seosan | 122, 123  
Seoul | 20, 22, 24, 85, 86, 87, 119, 120, 121,  
124, 125, 126, 127, 162, 198, 208, 237, 309,  
310, 315  
Seoul metropolitan area | 85, 86, 87  
Seoul metropolitan subway bonds | 320  
Septic tank cleaning fees | 232  
Service workers | 42, 44  
Services | 5, 8, 9, 10, 12, 60, 61, 62, 63, 111,  
226, 250, 251  
Services, etc. | 358  
Shampoo | 231  
Shares and other equity | 295, 297, 299  
Shipment | 143, 172, 173, 174, 175, 176, 177,  
178, 179, 180, 181, 182, 183, 187  
Shoes | 231  
Short term financial debentures | 304  
Short term money in trust | 304  
Short term time & savings deposits | 304  
Short-term debt securities | 346  
Side dish | 228  
Singapore | 96, 330, 333  
Skilled agricultural forestry and fishery  
workers | 43, 45  
Sliced bread | 227  
Snack food | 228  
Sneakers | 231  
Social overhead capital & other services | 46, 47  
Sodium hydroxide | 177  
Sofa | 229  
Soju | 229  
Sokcho | 122, 123  
Solvent | 173  
South Africa | 332, 334  
Spain | 96, 331, 335  
Special crops | 266  
Special drawing rights | 342, 347  
Special purpose machinery | 185, 249  
Specialized credit financial companies | 313  
Specialized stores | 211  
Spending plan | 107

Sporting goods | 232  
 Sports & entertainment goods | 210  
 Sports & leisure appliances | 213  
 Sports and recreation related services | 110  
 Sportswear | 231  
 Sri Lanka | 332  
 Stainless steel wire | 180  
 Steam | 360  
 Steel bar | 180  
 Steel cord and tire bead wire | 181  
 Stock products | 226, 227  
 Stock total | 319  
 Stockholders' equity to total assets | 108, 109  
 Stocks | 317, 318, 319, 355  
 Students | 97  
 Styrene monomer | 175  
 Styrene rubbe | 176  
 Subs. to intl. fin. insts. | 301  
 Subway fares | 232  
 Sugar, jam, honey, chocolate and confectionery | 264  
 Supermarkets and other retail sale in non-specialized stores | 211  
 Supply | 355  
 Surplus | 69  
 Surplus over disposable income | 69  
 Suwon | 122, 123, 124, 128, 129  
 Sweaters | 230  
 Sweden | 96, 332, 335  
 Switzerland | 332, 334  
 Synthetic resins & synthetic rubber | 247  
 Syria | 332

## [T]

T-shirts | 230  
 TFC | 356  
 THB | 341  
 TV license fees | 233  
 Tableware | 231  
 Taiwan | 96, 330, 333  
 Tanning and dressing of leather, luggage and footwear | 168, 170  
 Tanning and dressing of leather, manufacture of luggage and footwear | 145, 149, 151, 155, 157, 161  
 Tarephthalate acid | 176  
 Taxes less subsidies on products | 271, 273, 275, 277, 279, 281, 282  
 Taxi fares | 233  
 Textiles & clothing | 193  
 Telecommunication equipment & computer | 210  
 Telecommunication equipment | 212  
 Telephone & telefax equipment | 225  
 Telephone & telefax services | 225  
 Television | 229  
 Temporarily absent | 50, 51, 52  
 Temporary | 307

Temporary employee | 48, 49  
 Tendency | 106  
 Tertiary education | 225  
 Textile & sewing | 186  
 Textile leather goods | 184  
 Textile products | 226, 229, 230, 231  
 Textiles | 359  
 Textiles, clothing, footwear & leather goods | 207  
 Textiles, except apparel | 56, 149, 168, 170  
 Textiles; except apparel | 145, 151, 155, 157, 161  
 Thailand | 96, 331, 335  
 The number of households (person) | 70, 72, 74, 76  
 The others (durable goods) | 210  
 Thousand TOE | 353, 354  
 Thousand bbl | 355, 356  
 Thousand ton | 355, 356  
 Time | 308  
 Time & savings deposits | 11  
 Time & savings deposits below 2Y | 299  
 Time and savings deposits | 306  
 Tobacco | 56, 223  
 Tobacco products | 149, 151, 155, 156, 160, 168, 170  
 Tobaccoproducts | 145  
 Tofu | 227  
 Toilet paper | 233  
 Toluene | 174  
 Tongyeong | 122, 123  
 Tools & equipment for house and garden | 224  
 Total invested | 344  
 Total (excluding passenger cars) | 210  
 Total Index | 216  
 Total Primary Energy Supply | 353, 354  
 Total assets | 301, 322, 323  
 Total assets or liabilities & net worth | 295, 297, 299  
 Total borrowings and bonds payable to sales | 108, 109  
 Total borrowings and bonds payable to total assets | 108, 109  
 Total deposits | 306  
 Total item | 223, 237  
 Total liabilities | 301  
 Total liabilities & net worth | 301  
 Total loans & discounts | 311  
 Total migrants | 18, 19  
 Tourism expenditures | 6, 95  
 Tourism receipts | 6, 95  
 Tourist | 97  
 Toy | 232  
 Trade and balance of payments | 12  
 Trade credits | 347  
 Trademarks | 99  
 Trading gains and losses from changes in the terms of trade | 275, 279  
 Trading value | 317, 321  
 Trading volume | 317, 321  
 Trading volume(Par value) | 317

Traffic accident | 135  
 Train fares | 232  
 Transfer income | 70, 72, 74, 76  
 Transferable deposits | 299  
 Transferable savings deposits | 304  
 Transformation own use | 356  
 Transport | 184, 225, 237, 238, 239, 240, 241, 242, 243, 244, 245, 265, 357  
 Transport equipment | 250, 259  
 Transport services | 225  
 Transportation & communications | 184  
 Transportation and storage | 312  
 Transportation storage & communication service | 193  
 Transportation | 71, 73, 75, 77, 250  
 Transportation & storage | 216  
 Transportation and storage | 55, 61, 63, 271, 273, 275, 277, 279, 281, 282  
 Transportation equipment | 164, 166  
 Transportation, communication | 107  
 Trash bags | 232  
 Travel | 107  
 Travel arrangement & transportation services | 215  
 Treasury bonds | 314, 320  
 Treasury deposits | 307  
 Truck & special vehicles | 186  
 Tuition (private university) | 233  
 Tuition (vocational college) | 233  
 Turkiye | 332, 335  
 Turnover ratio of based on trading volume | 317

## [U]

U.S.A. | 330, 333  
 Uchi | 132, 133  
 Uiam Dam | 132, 133  
 Uljin | 122, 123  
 Ulleungdo | 119, 120, 121  
 Ulsan | 20, 22, 24, 87, 119, 120, 121, 124, 126, 127, 136, 162, 199, 202, 208, 241, 309, 310, 315  
 Under middle school | 53  
 Unemployed person | 31, 32, 33  
 Unemployment rate | 5, 31, 32, 33  
 Unit Price | 357  
 United Arab Emirates | 330, 334  
 United Kingdom | 96, 331, 333  
 United States | 97  
 University textbooks | 230  
 Unpaid family worker | 48, 49  
 Unsaturated polyester resin | 178  
 Utility models | 99  
 Uzbekistan | 332

## [V]



Value | 316  
 Value index | 340  
 Value of domestic construction orders received | 8  
 Value of domestic machinery orders received (Excluding vessels, constant prices) | 8  
 Vegetables | 262, 266  
 Vegetables & seaweeds | 264  
 Vehicles, railroad | 135  
 Vessel, aircraft | 135  
 Vietnam | 330, 333  
 Visible assets expenditure | 263, 265  
 Vocational institution | 40  
 Volume index | 340

## 【W】

Wage & salary worker | 48, 49  
 Wage and salary income | 70, 72, 74, 76  
 Waiting for enlistment | 41  
 Washing machine | 228  
 Waste treatment & resources recycling services | 251  
 Wastepaper | 137  
 Wastewater charges | 232  
 Wastewater treatment services | 251  
 Water supply and sewerage | 196  
 Water supply | 251  
 Water supply & miscellaneous services relating to the dwelling | 223  
 Water supply; sewage, waste management, materials recovery | 54, 61, 63, 217  
 Water utilities | 233  
 Water, waste treatment & recycling service | 251  
 Watermelon | 227  
 Wearing apparel, clothing accessories & fur articles | 56  
 Wearing apparel, clothing accessories and fur articles | 145, 149, 151, 155, 157, 161  
 West Texas Intermediate | 137  
 White rice | 227  
 Whole country | 85, 86, 87  
 Whole sale & retail sale | 184  
 Wholesale & retail trade | 207, 216, 312  
 Wholesale & retail trade, hotels & restaurants | 47  
 Wholesale & retail trade, hotels & restaurants | 46  
 Wholesale and retail trade | 55, 61, 63  
 Wholesale and retail trade, accommodation and food services | 271, 273, 275, 277, 279, 281, 283  
 Wholesale trade on own account or on a fee or contract basis | 207  
 Women's bottoms | 230  
 Women's outerwear | 230  
 Women's tops | 230  
 Women's underwear | 230

Wonju | 125, 128, 129, 202  
 Wood & paper products | 246, 258  
 Wood & wooden products | 247  
 Wood products of wood & cork, except furniture | 57  
 Wood products of wood and cork ; except furniture | 149  
 Wood products of wood and cork, except furniture | 168, 170  
 Wood products of wood and cork; except furniture | 145, 151, 155, 157, 161  
 Wooden | 194  
 Worker's preferential sav. deposits | 308  
 Workman's property formation | 308  
 Worksheet-based study programs | 235

## 【X】

Xylene | 175

## 【Y】

Yangyang | 202  
 Years old | 34, 35, 36, 37, 39  
 Years old and over | 34, 35, 36, 37, 39  
 Yellow corvina | 227  
 Yemen | 335  
 Yeongsangang | 132, 133  
 Yeosu | 122, 123, 124, 130, 131, 136, 202  
 Yields on CD (91 days) | 314  
 Yields on CP (91 days) | 314

## 통계표 정보 이용안내

### Information on Statistical Tables

| 통 계 표 명<br>(Statistical Tables)          | 수 록 항 목<br>(Statistical Table Items)                                   | 시계열수<br>(Time series) | 자료출처 및 홈페이지<br>(Data Sources & Homepage)  |
|--|--|-----------------------|---|
| <b>I. 인구</b>                             |  |                       |   |
| 1. 인구동향                                  | 전국, 시도별 출생아수, 사망자수, 혼인건수, 이혼건수   | 연(5), 월(20)           | 통계청<br><a href="https://kosis.kr">https://kosis.kr</a>                                  |
| 2. 인구이동                                  | 총 이동, 17개 시도내 이동, 시도간 이동   | 연(7), 월(18)           | 통계청<br><a href="https://kosis.kr">https://kosis.kr</a>                                  |
| 3. 시도별 순이동                               | 서울 등 17개 시도별 순이동, 5세 간격 순이동, 남자, 여자                                    | 연(6), 월(18)           | 통계청<br><a href="https://kosis.kr">https://kosis.kr</a>                                  |
| <b>II. 노동</b>                            |  |                       |   |
| 1. 경제활동인구 총괄                             | 15세이상 인구 경제활동참가율, 고용률, 실업률의 총수 및 시도별 자료                                | 연(5), 월(19)           | 통계청<br><a href="https://kosis.kr">https://kosis.kr</a>                                  |
| 2. 연령계층별 경제활동인구                          | 15~19세, 20~24세 등 5세 간격 취업자, 실업자별 경제활동 인구                               | 연(5), 월(9)            | 통계청<br><a href="https://kosis.kr">https://kosis.kr</a>                                  |
| 3. 연령계층별 비경제활동인구                         | 15~19세, 20~24세 등 5세 간격 남자, 여자의 비경제활동인구                                 | 연(5), 월(9)            | 통계청<br><a href="https://kosis.kr">https://kosis.kr</a>                                  |
| 4. 실업률                                   | 원계열 및 계절조정별, 남, 여별 실업률   | 월(49)                 | 통계청<br><a href="https://kosis.kr">https://kosis.kr</a>                                  |
| 5. 연령계층별 실업률                             | 15~19세, 20~24세 등 5세 간격 계층별 남, 여의 계층별 실업률                               | 연(5), 월(9)            | 통계청<br><a href="https://kosis.kr">https://kosis.kr</a>                                  |
| 6. 활동상태별 비경제활동인구                         | 계, 가사, 육아, 통학, 연로, 심신장애 등  | 연(5), 월(9)            | 통계청<br><a href="https://kosis.kr">https://kosis.kr</a>                                  |
| 7. 직업별 취업자                               | 관리자, 전문가 및 관련 종사자, 사무종사자, 서비스 종사자 등 시도별 취업자                            | 연(4), 월(23)           | 통계청<br><a href="https://kosis.kr">https://kosis.kr</a>                                  |
| 8. 산업별 취업자                               | 농업, 임업 및 어업, 광공업, 사회간접자본 및 기타 서비스업, 16개 시도별 남자, 여자별                    | 연(4), 월(23)           | 통계청<br><a href="https://kosis.kr">https://kosis.kr</a>                                  |
| 9. 종사상 지위별 취업자                           | 자영업자, 무급가족종사자, 상용근로자, 임시근로자, 일용근로자 등 시도별 취업자                           | 연(5), 월(20)           | 통계청<br><a href="https://kosis.kr">https://kosis.kr</a>                                  |
| 10. 취업시간별 취업자                            | 1~17시간, 18~35시간, 36~44시간, 45~53시간, 54시간 이상, 36시간 이상, 일시휴업자, 총수, 남자, 여자 | 연(5), 월(45)           | 통계청<br><a href="https://kosis.kr">https://kosis.kr</a>                                  |
| 11. 성 및 교육정도별 실업자                        | 중졸이하, 고졸, 대졸이상, 남자, 여자의 실업자  | 연(5), 월(31)           | 통계청<br><a href="https://kosis.kr">https://kosis.kr</a>                                  |
| 12. 산업별 상용근로자 월평균임금 및 근로일수(10인 이상)       | 전산업, 광업, 제조업, 전기, 가스업, 건설업, 도매 및 소매업, 숙박 및 음식점업, 운수업 등                 | 월(13)                 | 고용노동부<br><a href="https://www.moel.go.kr">https://www.moel.go.kr</a>                    |
| 13. 광업 및 제조업 상용근로자 월평균 임금 및 근로일수(10인 이상) | 광업 및 제조업 분야 근로자의 임금총액 및 근로 일수  | 월(13)                 | 고용노동부<br><a href="https://www.moel.go.kr">https://www.moel.go.kr</a>                    |
| 14. 노동생산성지수(산업생산기준)                      | 광공업, 광업, 제조업, 건설업 등의 산업생산기준 노동생산성지수                                    | 연(3), 분기(9)           | 한국생산성본부<br><a href="https://www.kpc.or.kr">https://www.kpc.or.kr</a>                    |
| 15. 노동생산성지수(부가가치기준)                      | 광공업, 광업, 제조업, 건설업 등의 부가가치기준 노동생산성지수                                    | 연(3), 분기(9)           | 한국생산성본부<br><a href="https://www.kpc.or.kr">https://www.kpc.or.kr</a>                    |
| <b>III. 소득소비자산</b>                       |  |                       |   |
| 1. 전국 가구의 가계수지 추이(1인 이상)                 | 소득, 가계지출, 소비지출, 비소비지출, 흑자액 등   | 분기(24)                | 통계청<br><a href="https://kosis.kr">https://kosis.kr</a>                                  |
| 2. 전국 가구의 가구당 월평균 가계수지(1인 이상)            | 가구원수, 가구주연령, 소득, 경상소득, 근로소득, 등   | 분기(24)                | 통계청<br><a href="https://kosis.kr">https://kosis.kr</a>                                  |
| 3. 도시 가구의 가구당 월평균 가계수지(1인 이상)            | 가구원수, 가구주연령, 소득, 경상소득, 근로소득, 등   | 분기(24)                | 통계청<br><a href="https://kosis.kr">https://kosis.kr</a>                                  |
| 4. 전국 가구의 가구원수별 가구당 월평균 가계수지(1인 이상)      | 가구원수, 가구주연령, 가구분포, 전체평균, 1인, 2인, 3인, 4인, 5인 이상 등                       | 분기(5)                 | 통계청<br><a href="https://kosis.kr">https://kosis.kr</a>                                  |
| 5. 전국 가구의 가구주 연령별 가구당 월평균 가계수지(1인 이상)    | 가구원수, 가구주연령, 가구분포, 전체평균, 39세 이하, 40~49세, 50~59세, 60세 이상 등              | 분기(5)                 | 통계청<br><a href="https://kosis.kr">https://kosis.kr</a>                                  |
| 6. 도시근로자가구의 월소득 10분위별 가구당 가계수지(1인 이상)    | 가구원수, 가구주연령, 가계지출, 소비지출, 비소비지출   | 분기(1)                 | 통계청<br><a href="https://kosis.kr">https://kosis.kr</a>                                  |
| <b>IV. 주거/국토이용</b>                       |  |                       |   |
| 1. 주요 지역별 주택가격지수(매매)                     | 전국, 수도권, 서울, 6대광역시의 종합, 아파트, 단독, 연립                                    | 월(20)                 | 한국부동산원 부동산통계정보<br><a href="https://www.reb.or.kr/r-one">https://www.reb.or.kr/r-one</a> |
| 2. 주요 지역별 주택가격지수(전세)                     | 전국, 수도권, 서울, 6대광역시의 종합, 아파트, 단독, 연립                                    | 월(20)                 | 한국부동산원 부동산통계정보<br><a href="https://www.reb.or.kr/r-one">https://www.reb.or.kr/r-one</a> |
| 3. 시도별 지가 변동률                            | 전국, 대도시, 시지역, 군지역, 수도권, 지방권, 서울, 부산 등 17개 시도지역                         | 연(7), 월(12)           | 한국부동산원 부동산통계정보<br><a href="https://www.reb.or.kr/r-one">https://www.reb.or.kr/r-one</a> |
| 4. 지목별 토지거래 현황                           | 합계, 전, 답, 대지, 임야, 공장용지, 기타의 필지, 면적                                     | 연(3), 월(20)           | 한국부동산원 부동산통계정보<br><a href="https://www.reb.or.kr/r-one">https://www.reb.or.kr/r-one</a> |

| 통 계 표 명<br>(Statistical Tables) | 수 록 항 목<br>(Statistical Table Items)                           | 시계열수<br>(Time series) | 자료출처 및 홈페이지<br>(Data Sources & Homepage)  |
|---------------------------------|--|-----------------------|---|
| <b>V. 문화여가/정보통신/과학기술</b>        |  |                       |   |
| 1. 관광수지                         | 관광수입(전년(동월)비, 1인당평균소비액), 관광지출(전년(동월)비, 1인당평균소비액), 관광수지         | 연(6), 월(24)           | 한국관광공사 한국관광데이터랩<br><a href="https://knto.or.kr">https://knto.or.kr</a>                      |
| 2. 주요국 입국현황                     | 주요국별(일본, 중국, 러시아, 영국, 미국 등), 목적별(관광, 업무, 승무원 등)                | 연(3), 월(14)           | 한국관광공사 한국관광데이터랩<br><a href="https://knto.or.kr">https://knto.or.kr</a>                      |
| 3. 인터넷기반                        | .kr 도메인 수, .한국 도메인, AS번호, IP(IPv4), ISP 현황                     | 연(5), 월(13)           | 한국인터넷진흥원<br><a href="https://kisa.or.kr">https://kisa.or.kr</a>                             |
| 4. 지식재산권 출원·등록건수                | 특허, 실용신안, 디자인, 상표의 출원, 등록                                      | 연(6), 월(24)           | 특허청 『지식재산통계연보』<br>『지식재산통계월보』<br><a href="https://www.kipo.go.kr">https://www.kipo.go.kr</a> |
| <b>VI. 경제일반경기/기업경영</b>          |  |                       |   |
| 1. 경기종합지수                       | 선행종합지수, 동행종합지수, 후행종합지수, 선행지수 순환 변동치, 동행지수 순환 변동치               | 월(46)                 | 통계청 『경기종합지수』<br><a href="https://kosis.kr">https://kosis.kr</a>                             |
| 2. 기업경기실사지수                     | 제조업, 비제조업의 실적, 전망  | 월(19)                 | 한국은행 경제통계시스템<br><a href="https://ecos.bok.or.kr">https://ecos.bok.or.kr</a>                 |
| 3. 소비자동향지수                      | 현재 생활형편, 생활형편 전망, 가계수입 전망 등 소비자동향 자료                           | 월(19)                 | 한국은행 경제통계시스템<br><a href="https://ecos.bok.or.kr">https://ecos.bok.or.kr</a>                 |
| 4. 기업경영분석                       | 전산업, 제조업, 부채비율, 자기자본비율, 차입금의존도, 차입금대매출액 등                      | 분기(12)                | 한국은행 경제통계시스템<br><a href="https://ecos.bok.or.kr">https://ecos.bok.or.kr</a>                 |
| 5. 소상공인 업종별 실적 및 전망             | 채강, 전망, 제조업, 소매업, 음식점업, 부동산업 등                                 | 월(18)                 | 중소벤처기업부 『소상공인시장경기동향조사』<br><a href="https://www.mss.go.kr">https://www.mss.go.kr</a>         |
| 6. 업종별 창업기업수                    | 법인, 개인, 합계, 농업, 임업, 어업 및 광업, 제조업 등                             | 연(4), 월(9)            | 중소벤처기업부<br><a href="https://www.mss.go.kr">https://www.mss.go.kr</a>                        |
| <b>VII. 농림·수산·환경</b>            |  |                       |   |
| 1. 축종별 농장수·가구수 및 마릿수            | 한우, 젓소, 돼지, 닭의 시도별 사육 두수                                       | 분기(16)                | 통계청<br><a href="https://kosis.kr">https://kosis.kr</a>                                      |
| 2. 어업별 생산량                      | 연근해어업, 해면양식업, 원양어업, 내수면어업의 시도별 생산량                             | 연(7), 월(11)           | 통계청<br><a href="https://kosis.kr">https://kosis.kr</a>                                      |
| 3. 일기일수                         | 북강릉, 서울 등 12개 도시의 맑은날, 흐린날, 강수일수                               | 연(3), 월(12)           | 기상청 『기상월보』<br><a href="https://data.kma.go.kr">https://data.kma.go.kr</a>                   |
| 4. 기상관측                         | 강릉, 서울 등 12개 도시의 평균해면기압, 평균기온, 평균상대습도, 강수량                     | 연(7), 월(16)           | 기상청 『기상월보』<br><a href="https://data.kma.go.kr">https://data.kma.go.kr</a>                   |
| 5. 대기중 중금속 오염도 현황               | 서울, 부산 등 11개 도시의 납 오염도   | 연(5), 월(20)           | 환경부 『대기환경월보』<br><a href="https://www.me.go.kr">https://www.me.go.kr</a>                     |
| 6. 주요 도시 빗물의 산도                 | 서울, 부산 등 10개 도시의 빗물의 산도  | 연(5), 월(20)           | 환경부 『대기환경월보』<br><a href="https://www.me.go.kr">https://www.me.go.kr</a>                     |
| 7. 주요 도시별 대기오염도                 | 서울, 부산, 대구, 인천, 광주 등 21개 도시의 이산화황, 미세먼지, 오존, 이산화질소             | 연(7), 월(13)           | 환경부 『대기환경월보』<br><a href="https://www.me.go.kr">https://www.me.go.kr</a>                     |
| 8. 주요 강별 수질오염도                  | 한강, 낙동강 등 4대강 유역의 생물학적 산소요구량, 용존산소량                            | 연(7), 월(13)           | 환경부 물환경정보시스템<br><a href="https://water.nier.go.kr">https://water.nier.go.kr</a>             |
| 9. 화재발생 건수 및 피해                 | 시도별, 발생건수, 인명피해, 재산피해액, 원인별 발생건수, 장소별 발생건수 등                   | 연(10), 월(13)          | 소방청 국가화재정보센터<br><a href="https://www.nfds.go.kr">https://www.nfds.go.kr</a>                 |
| 10. 연안의 수질현황                    | 인천, 아산, 군산 등 연안도시의 용존산소량, 화학적 산소요구량                            | 연(7), 분기(13)          | 해양환경공단<br><a href="https://www.koem.or.kr">https://www.koem.or.kr</a>                       |
| 11. 원자재 수입동향                    | 철스크랩, 국제유가, 팔필, 폐지 등   | 월(35)                 | 한국환경공단<br><a href="https://www.keco.or.kr">https://www.keco.or.kr</a>                       |
| <b>VIII. 광업·제조업</b>             |  |                       |   |
| 1. 공업구조별 제조업생산지수(원지수)           | 생산, 출하, 재고, 제조업, 중공업, 경공업                                      | 연(8), 월(36)           | 통계청 『공업·제조업동향조사』<br><a href="https://kosis.kr">https://kosis.kr</a>                         |
| 2. 광공업생산지수(원지수)                 | 총지수, 광업, 제조업, 전기, 가스, 증기 및 수도사업, 광업, 제조업 등 가중치, 서울 등 17개 시도 자료 | 연(7), 월(20)           | 통계청 『공업·제조업동향조사』<br><a href="https://kosis.kr">https://kosis.kr</a>                         |
| 3. 광공업생산지수(계절조정지수)              | 총지수, 광업, 제조업, 전기, 가스, 증기 및 수도사업, 광업, 제조업 등 가중치                 | 월(17)                 | 통계청 『공업·제조업동향조사』<br><a href="https://kosis.kr">https://kosis.kr</a>                         |
| 4. 생산자제품 출하지수(원지수)              | 총지수, 광업, 제조업, 전기, 가스, 증기 및 수도사업, 광업, 제조업 등 가중치, 서울 등 17개 시도 자료 | 연(7), 월(20)           | 통계청 『공업·제조업동향조사』<br><a href="https://kosis.kr">https://kosis.kr</a>                         |
| 5. 생산자제품 출하지수(계절조정지수)           | 총지수, 광업, 제조업, 전기, 가스, 증기 및 수도사업, 광업, 제조업 등 가중치                 | 월(17)                 | 통계청 『공업·제조업동향조사』<br><a href="https://kosis.kr">https://kosis.kr</a>                         |
| 6. 생산자제품 재고지수(원지수)              | 총지수, 광업, 제조업, 광업, 제조업 등 가중치, 서울 등 17개 시도 자료                    | 연(7), 월(20)           | 통계청 『공업·제조업동향조사』<br><a href="https://kosis.kr">https://kosis.kr</a>                         |
| 7. 생산자제품 재고지수(계절조정지수)           | 총지수, 광업, 제조업, 광업, 제조업 등 가중치                                    | 월(17)                 | 통계청 『공업·제조업동향조사』<br><a href="https://kosis.kr">https://kosis.kr</a>                         |
| 8. 시도별 광공업 생산·출하·재고지수(원지수)      | 전국, 서울 등 17개 시도 생산, 출하, 재고지수                                   | 연(7), 월(9)            | 통계청 『공업·제조업동향조사』<br><a href="https://kosis.kr">https://kosis.kr</a>                         |
| 9. 재벌 제조업 생산지수                  | 자본재, 제조설비용, 중간재, 제조업용, 소비자재, 내구소비재 생산지수 등                      | 연(7), 월(34)           | 통계청 『공업·제조업동향조사』<br><a href="https://kosis.kr">https://kosis.kr</a>                         |

| 통 계 표 명<br>(Statistical Tables) | 수 록 항 목<br>(Statistical Table Items)                        | 시계열수<br>(Time series) | 자료출처 및 홈페이지<br>(Data Sources & Homepage)   |
|---------------------------------|---|-----------------------|--|
| 10. 재벌 제조업 출하지수                 | 자본재, 제조설비용, 중간재, 제조업용, 소비재, 내구소비재 생산지수 등                    | 연(7), 월(34)           | 통계청 『광업·제조업동향조사』<br><a href="https://kosis.kr">https://kosis.kr</a>                    |
| 11. 제조업 가동률지수                   | 총지수, 식료품, 음료, 담배 등 원지수 및 계절 변동 지수                           | 연(7), 월(16)           | 통계청 『광업·제조업동향조사』<br><a href="https://kosis.kr">https://kosis.kr</a>                    |
| 12. 제조업 생산능력지수                  | 총지수, 식료품, 음료, 담배 등 품목별 원지수                                  | 연(7), 월(34)           | 통계청 『광업·제조업동향조사』<br><a href="https://kosis.kr">https://kosis.kr</a>                    |
| 13. 품목별 광공업 생산·출하·재고량           | 모래, 자갈, 천일염, 규석 등 제품별 생산, 출하, 재고량                           | 연(3), 월(16)           | 통계청 『광업·제조업동향조사』<br><a href="https://kosis.kr">https://kosis.kr</a>                    |
| 14. 수요자 및 기종별 기계수주액             | 국내수요, 공공수요, 민간수요 등 수요자 및 원동기, 특수산업용 기계 등 기종별 기계수주액          | 연(6), 월(13)           | 통계청 『기계수주동향』<br><a href="https://kosis.kr">https://kosis.kr</a>                        |
| 15. 설비용기계류 생산지수(원지수)            | 생산, 출하, 재고 및 설비용 기계류 원지수                                    | 연(8), 월(36)           | 통계청 『광업·제조업동향조사』<br><a href="https://kosis.kr">https://kosis.kr</a>                    |
| <b>IX. 건설/교통물류</b>              |   |                       |  |
| 1. 발주자별 건설공사 수주액                | 공공부문의 민간부문의 발주자별 건설공사 수주액                                   | 연(5), 월(13)           | 통계청 『건설경기동향조사』<br><a href="https://kosis.kr">https://kosis.kr</a>                      |
| 2. 건축물 건축허가                     | 자재별, 용도별, 시도별, 동수, 연면적별 건축허가                                | 연(7), 월(13)           | 국토교통 통계누리<br><a href="https://stat.molit.go.kr">https://stat.molit.go.kr</a>           |
| 3. 공종별 건설공사 수주액                 | 건축, 토목 등 공종별 건설공사 수주액                                       | 연(5), 월(13)           | 통계청 『건설경기동향조사』<br><a href="https://kosis.kr">https://kosis.kr</a>                      |
| 4. 해운화물수송                       | 양곡, 유류, 시멘트, 유연탄, 목재, 철광석, 철재 등 입항 및 출항                     | 연(7), 월(13)           | 해양수산부 해양화물물류정보시스템<br><a href="https://new.portmis.go.kr">https://new.portmis.go.kr</a> |
| 5. 자동차 등록대수                     | 승용차, 승합차, 화물차의 총계 및 서울, 부산 등 17개 시도의 자가용 등록대수               | 연(5), 월(7)            | 국토교통 통계누리<br><a href="https://stat.molit.go.kr">https://stat.molit.go.kr</a>           |
| 6. 항공화물수송                       | 인천, 김포, 김해, 제주, 대구, 광주, 청주, 무안 양양, 여수, 울산, 사천, 포항경주, 군산, 원주 | 연(7), 월(13)           | 한국공항공사 『항공통계』<br><a href="https://www.airport.co.kr">https://www.airport.co.kr</a>     |
| <b>X. 도소매서비스</b>                |   |                       |  |
| 1. 도·소매업 생산지수                   | 도매 및 소매업, 자동차 및 부품판매업, 도매 및 상품중개업, 소매(자동차업 제외) 항목별 생산지수     | 연(3), 월(8)            | 통계청 『서비스업동향조사』<br><a href="https://kosis.kr">https://kosis.kr</a>                      |
| 2. 시도별 대형소매점 판매액지수(불변 지수)       | 서울, 부산 등 17개 시도별 대형소매점 판매액지수                                | 연(5), 월(13)           | 통계청 『서비스업동향조사』<br><a href="https://kosis.kr">https://kosis.kr</a>                      |
| 3. 음식점 포함 소매판매액지수               | 음식점 포함 소매판매액지수, 소매판매액지수, 음식점 및 주점업의 지수, 전년동월비               | 연(5), 월(16)           | 통계청 『서비스업동향조사』<br><a href="https://kosis.kr">https://kosis.kr</a>                      |
| 4. 재벌 및 상품군별 소매판매액지수(불변지수)      | 총지수, 내구재, 준내구재, 비내구재 등 불변지수                                 | 연(3), 월(13)           | 통계청 『서비스업동향조사』<br><a href="https://kosis.kr">https://kosis.kr</a>                      |
| 5. 소매업태별 판매액지수                  | 백화점, 대형마트 등 소매업태별 판매액 지수(경상지수, 불변지수, 계절조정지수)                | 연(3), 월(13)           | 통계청 『서비스업동향조사』<br><a href="https://kosis.kr">https://kosis.kr</a>                      |
| 6. 온라인쇼핑 거래액                    | 종합몰, 전문몰(컴퓨터 및 주변기기, 사무·군구 가전·전자, 통신기기, 서적 등) 거래액           | 연(1), 월(13)           | 통계청 『온라인쇼핑동향조사』<br><a href="https://kosis.kr">https://kosis.kr</a>                     |
| 7. 서비스업 생산지수                    | 총지수, 도매 및 소매업, 운수 및 창고업, 숙박 및 음식점업 등 경상지수, 불변지수             | 연(5), 월(16)           | 통계청 『서비스업동향조사』<br><a href="https://kosis.kr">https://kosis.kr</a>                      |
| <b>XI. 물가</b>                   |   |                       |  |
| 1. 지출목적별 소비자물가지수                | 총지수, 식료품·비주류음료, 주류 및 담배, 의류 및 신발, 주택·수도·전기 및 연료 등           | 연(6), 월(13)           | 통계청<br><a href="https://kosis.kr">https://kosis.kr</a>                                 |
| 2. 품목성질별 소비자물가지수                | 총지수, 상품, 농축수산물, 공업제품, 서비스, 집세, 공공서비스, 개인서비스, 가중치 등          | 연(3), 월(13)           | 통계청<br><a href="https://kosis.kr">https://kosis.kr</a>                                 |
| 3. 품목별 소비자물가지수                  | 농산물, 축산물, 수산물, 가공식품, 내구재, 섬유제품, 석유류, 의약품, 가중치 등             | 연(6), 월(13)           | 통계청<br><a href="https://kosis.kr">https://kosis.kr</a>                                 |
| 4. 특수분류별 소비자물가지수                | 총지수, 생활물가지수, 생활물가 이외, 식품, 식품이외, 신선식품, 신선식품제외, 가중치 등         | 연(3), 월(13)           | 통계청<br><a href="https://kosis.kr">https://kosis.kr</a>                                 |
| 5. 지역별 소비자물가지수(지출목적별 분류)        | 서울 등 17개 시도별 가중치, 총지수, 식료품·비주류음료, 주류 및 담배, 의류 및 신발 등        | 연(6), 월(13)           | 통계청<br><a href="https://kosis.kr">https://kosis.kr</a>                                 |
| 6. 생산자물가지수                      | 총지수, 농림수산물, 광산물, 공산물, 서비스 등 품목별 가중치 등                       | 연(3), 월(13)           | 한국은행 경제통계시스템<br><a href="https://ecos.bok.or.kr">https://ecos.bok.or.kr</a>            |
| 7. 특수분류별 생산자물가지수                | 총지수, 식료품, 신선식품, 에너지, IT, 식료품 및 에너지이외, 신선식품 및 에너지이외, 가중치     | 연(7), 월(25)           | 한국은행 경제통계시스템<br><a href="https://ecos.bok.or.kr">https://ecos.bok.or.kr</a>            |
| 8. 국내공급물가지수                     | 총지수, 원재료, 중간재, 최종재, 생산재, 가중치                                | 연(16), 월(26)          | 한국은행 경제통계시스템<br><a href="https://ecos.bok.or.kr">https://ecos.bok.or.kr</a>            |
| 9. 수출입 물가지수                     | 총지수, 농림수산물, 공산물 등의 수출, 수입의 물가지수, 가중치                        | 연(3), 월(13)           | 한국은행 경제통계시스템<br><a href="https://ecos.bok.or.kr">https://ecos.bok.or.kr</a>            |
| 10. 특수분류별 수출입 물가지수              | 총지수, 무역분류별, 식료품, 식료품이외, IT, IT 이외의 수출, 수입 물가지수              | 연(3), 월(13)           | 한국은행 경제통계시스템<br><a href="https://ecos.bok.or.kr">https://ecos.bok.or.kr</a>            |
| 11. 농가 판매 및 구입가격지수              | 총지수, 곡물, 청과물, 축산물, 기타농산물, 가계용품, 재료비, 노무비, 경비, 자산구입비 등       | 연(6), 분기(25)          | 통계청<br><a href="https://kosis.kr">https://kosis.kr</a>                                 |
| 12. 주요 분류별 농가 구입가격지수            | 총지수, 가계용품, 재료비, 노무비, 경비 등                                   | 연(4), 분기(16)          | 통계청<br><a href="https://kosis.kr">https://kosis.kr</a>                                 |

| 통 계 표 명<br>(Statistical Tables)                    | 수 록 항 목<br>(Statistical Table Items)                             | 시계열수<br>(Time series) | 자료출처 및 홈페이지<br>(Data Sources & Homepage )                                   |
|--|--|-----------------------|---|
| 13. 주요 분류별 농가 판매가격지수                               | 총지수, 곡물, 청과물, 축산물, 기타농산물 등                                       | 연(4), 분기(16)          | 통계청<br><a href="https://kosis.kr">https://kosis.kr</a>                      |
| <b>XII. 국민계정</b>                                   |  |                       |   |
| 1. 경제활동별 국내총생산 성장기여도 (2020 지수기준년 연쇄가격, 원계열)        | 국내총생산(시장가격), 농림어업, 광업, 제조업, 전기, 가스 및 수도사업 등                      | 연(7), 분기(12)          | 한국은행 경제통계시스템<br><a href="https://ecos.bok.or.kr">https://ecos.bok.or.kr</a> |
| 2. 경제활동별 국내총생산 및 국민총소득(당해년가격, 원계열)                 | 국내총생산(시장가격), 농림어업, 광업, 제조업, 전기, 가스 및 수도사업 등                      | 연(8), 분기(12)          | 한국은행 경제통계시스템<br><a href="https://ecos.bok.or.kr">https://ecos.bok.or.kr</a> |
| 3. 경제활동별 국내총생산 및 국민총소득 (2020 지수기준년 연쇄가격, 원계열)      | 국내총생산(시장가격), 농림어업, 광업, 제조업, 전기, 가스 및 수도사업 등                      | 연(8), 분기(12)          | 한국은행 경제통계시스템<br><a href="https://ecos.bok.or.kr">https://ecos.bok.or.kr</a> |
| 4. 경제활동별 국내총생산 및 국민총소득(당해년가격, 계절조정)                | 국내총생산(시장가격), 농림어업, 광업, 제조업, 전기, 가스 및 수도사업 등                      | 분기(23)                | 한국은행 경제통계시스템<br><a href="https://ecos.bok.or.kr">https://ecos.bok.or.kr</a> |
| 5. 경제활동별 국내총생산 및 국민총소득(2020 지수기준년 연쇄가격, 계절조정)      | 국내총생산(시장가격), 농림어업, 광업, 제조업, 전기, 가스 및 수도사업 등                      | 분기(23)                | 한국은행 경제통계시스템<br><a href="https://ecos.bok.or.kr">https://ecos.bok.or.kr</a> |
| 6. 경제활동별 국내총생산 및 국민총소득(전기비, 2020 지수기준년 연쇄가격, 계절조정) | 국내총생산(시장가격), 농림어업, 광업, 제조업, 전기, 가스 및 수도사업 등                      | 분기(23)                | 한국은행 경제통계시스템<br><a href="https://ecos.bok.or.kr">https://ecos.bok.or.kr</a> |
| 7. 경제활동별 국내총생산(디플레이터, 지수, 원계열)                     | 국내총생산(시장가격), 순생산물세, 총부가가치(기초가격) 등                                | 연(8), 분기(12)          | 한국은행 경제통계시스템<br><a href="https://ecos.bok.or.kr">https://ecos.bok.or.kr</a> |
| 8. 총저축과 총투자(당해년가격, 원계열)                            | 국민총저축가능소득(민간소비, 정부소비, 총저축), 총저축률, 국내총저축형성(총고정자본형성, 재고증감), 국내총투자율 | 연(8), 분기(12)          | 한국은행 경제통계시스템<br><a href="https://ecos.bok.or.kr">https://ecos.bok.or.kr</a> |
| <b>XIII 정부재정/금융</b>                                |  |                       |   |
| 1. 통합 재정수지   | 수입, 지출 및 순융자, 통합재정수지 등   | 월(19)                 | 기획재정부<br><a href="https://www.mof.go.kr">https://www.mof.go.kr</a>          |
| 2. 예금취급기관개관표(종합표)                                  | 자산, 부채, 자본계정, 통합조정(순) 등  | 연(5), 월(13)           | 한국은행 경제통계시스템<br><a href="https://ecos.bok.or.kr">https://ecos.bok.or.kr</a> |
| 3. 예금취급기관개관표(중앙은행)                                 | 자산, 국내신용, 자산 또는 부채·자본 합계, 부채, 본원통화, 자본계정, 통합조정(순) 등              | 연(5), 월(13)           | 한국은행 경제통계시스템<br><a href="https://ecos.bok.or.kr">https://ecos.bok.or.kr</a> |
| 4. 예금취급기관개관표(기타예금취급기관)                             | 자산, 국내신용, 자산 또는 부채·자본 합계, 부채, 본원통화, 자본계정, 통합조정(순) 등              | 연(5), 월(13)           | 한국은행 경제통계시스템<br><a href="https://ecos.bok.or.kr">https://ecos.bok.or.kr</a> |
| 5. 한국은행계정  | 국내자산, 국외자산, 국내부채, 국외부채 등   | 연(5), 월(13)           | 한국은행 경제통계시스템<br><a href="https://ecos.bok.or.kr">https://ecos.bok.or.kr</a> |
| 6. 화폐발행잔액  | 발행잔액, 증감, 평균, 최고, 최저   | 연(10), 월(26)          | 한국은행 경제통계시스템<br><a href="https://ecos.bok.or.kr">https://ecos.bok.or.kr</a> |
| 7. 권화종별 화폐발행잔액                                     | 총액, 은행권, 주화  | 연(10), 월(26)          | 한국은행 경제통계시스템<br><a href="https://ecos.bok.or.kr">https://ecos.bok.or.kr</a> |
| 8. M2(광의통화) 상품별 구성내역(말잔)                           | 현금통화, 요구불예금, 수시 입출식 저축성예금, MMF 등                                 | 연(6), 월(13)           | 한국은행 경제통계시스템<br><a href="https://ecos.bok.or.kr">https://ecos.bok.or.kr</a> |
| 9. 예금은행 지급준비액(신기준, 평잔)                             | 지급준비대상예금, 실제지급준비액, 시재금, 지준예치금, 필요지급준비액, 초과지급준비액                  | 연(6), 월(25)           | 한국은행 경제통계시스템<br><a href="https://ecos.bok.or.kr">https://ecos.bok.or.kr</a> |
| 10. 예금은행 예금주별 예금(말잔)                               | 총예금, 요구불예금, 저축성예금, 가계, 기업  | 연(7), 월(26)           | 한국은행 경제통계시스템<br><a href="https://ecos.bok.or.kr">https://ecos.bok.or.kr</a> |
| 11. 예금은행 종별 요구불예금(말잔)                              | 총액, 당좌예금, 가계당좌예금, 보통예금, 별단예금, 공공예금, 국고예금, 여신관리예금                 | 연(10), 월(26)          | 한국은행 경제통계시스템<br><a href="https://ecos.bok.or.kr">https://ecos.bok.or.kr</a> |
| 12. 예금은행 종별 저축성예금                                  | 총액, 정기예금, 정기적금, 상호부금, 주택부금, 근로자 우대저축, 저축예금, 기업자유예금, 목돈마련저축       | 연(10), 월(26)          | 한국은행 경제통계시스템<br><a href="https://ecos.bok.or.kr">https://ecos.bok.or.kr</a> |
| 13. 예금은행 지역별 예금(말잔)                                | 전국 및 서울, 부산 등 17개 시도별 예금   | 연(5), 월(13)           | 한국은행 경제통계시스템<br><a href="https://ecos.bok.or.kr">https://ecos.bok.or.kr</a> |
| 14. 예금은행 지역별 대출금(말잔)                               | 전국 및 서울, 부산 등 17개 시도별 대출금  | 연(5), 월(13)           | 한국은행 경제통계시스템<br><a href="https://ecos.bok.or.kr">https://ecos.bok.or.kr</a> |
| 15. 예금은행 자금별 대출금(말잔)                               | 총대출금, 금융자금, 재정자금, 시설자금, 운전자금                                     | 연(10), 월(26)          | 한국은행 경제통계시스템<br><a href="https://ecos.bok.or.kr">https://ecos.bok.or.kr</a> |
| 16. 예금은행 산업별 대출금                                   | 총액, 농업, 임업 및 어업, 광업, 제조업, 전기, 가스, 증기 및 공기조절 공급업, 건설업 등           | 연(10), 분기(26)         | 한국은행 경제통계시스템<br><a href="https://ecos.bok.or.kr">https://ecos.bok.or.kr</a> |
| 17. 가계신용   | 가계대출, 예금취급기관, 기타금융기관, 판매신용, 여신전문기관 등                             | 연(8), 분기(12)          | 한국은행 경제통계시스템<br><a href="https://ecos.bok.or.kr">https://ecos.bok.or.kr</a> |
| 18. 시장금리   | 무담보콜금리, 채권수익률, 통화안정증권, 회사채 등                                     | 연(5), 월(13)           | 한국은행 경제통계시스템<br><a href="https://ecos.bok.or.kr">https://ecos.bok.or.kr</a> |

| 통 계 표 명<br>(Statistical Tables) | 수 록 항 목<br>(Statistical Table Items)                 | 시계열수<br>(Time series) | 자료출처 및 홈페이지<br>(Data Sources & Homepage)   |
|---------------------------------|--|-----------------------|--|
| 19. 지역별 어음부도율                   | 서울, 부산, 대구, 인천 등 16개 시도별 부도율                         | 월(18)                 | 한국은행 경제통계시스템<br><a href="https://ecos.bok.or.kr">https://ecos.bok.or.kr</a>  |
| 20. 어음 교환 및 부도                  | 교환, 1장당 평균금액, 1일 평균교환, 부도 등                          | 연(10), 월(26)          | 한국은행 경제통계시스템<br><a href="https://ecos.bok.or.kr">https://ecos.bok.or.kr</a>  |
| 21. 증권거래                        | 증권거래, 상장주식회전율, 코스피지수, 코스닥지수 등                        | 연(7), 월(25)           | 한국거래소<br><a href="https://www.krx.co.kr">https://www.krx.co.kr</a>   |
| 22. 증시자금 조달                     | 유가증권시장 기업공개, 유가증권시장유상증자, 코스닥시장 기업공개, 코스닥시장 유상증자 등    | 연(10), 월(14)          | 금융감독원 금융통계정보시스템<br><a href="http://fisis.fss.or.kr">http://fisis.fss.or.kr</a>   |
| 23. 주요 국공채 발행 및 잔액              | 국고채권, 국민주택채권, 통화안정증권, 산업금융채권, 서울지하철공채                | 연(6), 월(13)           | 한국은행 경제통계시스템<br><a href="https://ecos.bok.or.kr">https://ecos.bok.or.kr</a>  |
| 24. 코스피 200 선물 거래실적             | 거래실적, 스프레드 종목의 거래일수, 계약수(합계, 일평균), 계약금액(합계, 일평균) 등   | 연(3), 월(16)           | 한국거래소<br><a href="https://www.krx.co.kr">https://www.krx.co.kr</a>   |
| 25. 생명보험 사업의 주요지표               | 보험수익, 발생보험금, 발생사업비, 운용자산, 자산총계, 보험계약부채, 당월말 보유계약액 등  | 연(6), 분기(13)          | 생명보험협회<br><a href="https://www.klia.or.kr">https://www.klia.or.kr</a><br>보험개발원<br><a href="https://www.kidi.or.kr">https://www.kidi.or.kr</a>  |
| 26. 손해보험 사업의 주요지표               | 보험수익, 발생보험금, 발생사업비, 운용자산, 자산총계, 책임준비금 등              | 연(6), 분기(13)          | 손해보험협회<br><a href="https://www.knia.or.kr">https://www.knia.or.kr</a>  |
| 27. 보험사업의 경영효율                  | 생명보험, 손해보험의 신계약률, 효력상실·해약률, 사업비율, 운용자산 이익률 등         | 연(5), 월(13)           | 생명보험협회<br><a href="https://www.klia.or.kr">https://www.klia.or.kr</a><br>손해보험협회<br><a href="https://www.knia.or.kr">https://www.knia.or.kr</a> |
| <b>XIV. 무역·국제수지</b>             |  |                       |  |
| 1. 수출입 총괄                       | 무역총액, 수출, 수입, 수출입조과                                  | 연(14), 월(30)          | 관세청<br><a href="https://www.customs.go.kr">https://www.customs.go.kr</a>   |
| 2. 주요국별 수출                      | 미국, 일본, 홍콩, 중국, 독일, 싱가포르, 대만, 인도네시아, 필리핀 등 49개국      | 연(7), 월(13)           | 한국무역협회<br><a href="https://www.kita.net">https://www.kita.net</a>  |
| 3. 주요국별 수입                      | 미국, 일본, 홍콩, 중국, 독일, 싱가포르, 대만, 인도네시아, 필리핀 등 49개국      | 연(7), 월(13)           | 한국무역협회<br><a href="https://www.kita.net">https://www.kita.net</a>  |
| 4. 품목별 수출입                      | 식품 및 산동물, 음료 및 담배, 비식용원재료, 광물성 연료, 운할유 및 관련물질 등      | 연(7), 월(13)           | 한국무역협회<br><a href="https://www.kita.net">https://www.kita.net</a>  |
| 5. 국제수지                         | 경상수지, 금융계정, 자본수지 등                                   | 연(14), 월(25)          | 한국은행 경제통계시스템<br><a href="https://ecos.bok.or.kr">https://ecos.bok.or.kr</a>  |
| 6. 무역지수 및 교역조건                  | 물량지수, 금액지수, 순상품교역조건지수, 소득교역조건지수                      | 연(3), 월(26)           | 한국은행 경제통계시스템<br><a href="https://ecos.bok.or.kr">https://ecos.bok.or.kr</a>  |
| 7. 주요통화의 재정된 매매기준율              | 영국, 유로, 일본, 캐나다, 싱가포르, 중국, 홍콩, 스위스, 호주, 사우디아라비아 등    | 연(7), 월(13)           | 서울외국환중개(주)<br><a href="http://www.smba.biz">http://www.smba.biz</a>  |
| 8. 외환보유액                        | 총계, 금, 특별인출권, 국제통화기금, 외환                             | 연(15), 월(28)          | 한국은행 경제통계시스템<br><a href="https://ecos.bok.or.kr">https://ecos.bok.or.kr</a>  |
| 9. 대미달러환율                       | 매매기준율, 외국환은행 대고객전신환 매입율, 외국환은행 대고객전신환 매도율            | 연(15), 월(28)          | 하나은행<br><a href="https://www.kebhana.com">https://www.kebhana.com</a>  |
| 10. 해외직접투자                      | 투자금액, 아시아, 북미, 중남미, 유럽, 중동, 아프리카, 대양주                | 연(6), 월(24)           | 한국수출입은행<br><a href="https://www.koreaexim.go.kr">https://www.koreaexim.go.kr</a>   |
| 11. 대외채무 및 대외채권                 | 일반정부, 중앙은행, 예금취급기관, 기타부문 등 대외채무 및 채권                 | 연(6), 분기(12)          | 한국은행 경제통계시스템<br><a href="https://ecos.bok.or.kr">https://ecos.bok.or.kr</a>  |
| 12. 국제투자 대조표(I)                 | 대외금융자산, 직접투자, 증권투자, 파생금융상품, 기타투자, 준비자산 등             | 연(4), 분기(12)          | 한국은행 경제통계시스템<br><a href="https://ecos.bok.or.kr">https://ecos.bok.or.kr</a>  |
| 13. 국제투자 대조표(II)                | 대외금융부채, 직접투자, 증권투자, 파생금융상품, 기타투자, 순대외금융자산 등          | 연(4), 분기(12)          | 한국은행 경제통계시스템<br><a href="https://ecos.bok.or.kr">https://ecos.bok.or.kr</a>  |
| <b>XV. 에너지</b>                  |  |                       |  |
| 1. 에너지원별 생산·공급 및 수출입            | 가스, 석유, 원자력, 수력, 석탄 등 에너지원별 생산, 공급, 수입, 수출, 순수입      | 연(6), 월(13)           | 에너지경제연구원 『에너지통계월보』<br><a href="https://www.keei.re.kr">https://www.keei.re.kr</a>  |
| 2. 에너지 수급                       | 무연탄, 유연탄 및 기타, 원유 및 정제원료, 석유제품, 천연가스, 도시가스의 수급 현황    | 연(6), 월(13)           | 에너지경제연구원 『에너지통계월보』<br><a href="https://www.keei.re.kr">https://www.keei.re.kr</a>  |
| 3. 에너지 소비                       | 무연탄, 유연탄, 석유제품, 천연가스, 도시가스의 소비 현황                    | 연(6), 월(13)           | 에너지경제연구원 『에너지통계월보』<br><a href="https://www.keei.re.kr">https://www.keei.re.kr</a>  |
| 4. 에너지 가격                       | 취발유, 등유, 경유, 중질중유, 프로판, 부탄, 석탄 등 에너지 가격 현황           | 연(6), 월(13)           | 에너지경제연구원 『에너지통계월보』<br><a href="https://www.keei.re.kr">https://www.keei.re.kr</a>  |
| 5. 판매 전력량                       | 가정용, 공공용, 서비스업 및 기타, 농림어업, 광업, 제조업 등, 17개 시도별 판매 전력량 | 연(3), 월(13)           | 한국전력공사 『전력통계월보』<br><a href="https://home.kepco.co.kr">https://home.kepco.co.kr</a>   |
| 6. 전력총괄                         | 설비용량, 공급능력, 최대전력, 평균전력, 공급 예비력, 설비예비율, 발전전력량 등       | 연(7), 월(13)           | 한국전력공사 『전력통계월보』<br><a href="https://home.kepco.co.kr">https://home.kepco.co.kr</a>   |

## 통계간행물 및 마이크로데이터 안내

### I. 통계간행물

#### ○ 종합간행물

| 간행물명   | 수 록 내 용  | 발간시기 | 발간주기 | 가격      |
|--------|--|------|------|---------|
| 한국통계연감 | 인구, 노동 및 임금, 광공업, 도소매업, 무역, 국민계정 등 20개 분야 약 322종의 국내 자료를 종합 수록 | 3월   | 1년   | 27,000원 |

#### ○ 경제

| 간행물명                           | 수 록 내 용  | 발간시기 | 발간주기 | 가격      |
|--------------------------------|--|------|------|---------|
| 건설업조사보고서                       | 건설업조사 결과로서 공사실적, 기업체수, 종사자수, 급여, 매출액, 공사비용, 부가가치 등 수록      | 1월   | 1년   | 9,000원  |
| 광업·제조업조사 보고서<br>(Ⅰ 전국편, Ⅱ 지역편) | 광업·제조업조사 결과로서 사업체수, 종사자수, 급여액, 출하액, 주요생산비, 부가가치, 유형자산 등 수록 | 1월   | 1년   | 40,000원 |
| 전국사업체조사                        | 전국사업체조사 결과로서 전 산업의 산업세세분류별 총괄, 시도별 사업체수, 종사자수 등 수록         | 2월   | 1년   | 14,000원 |
| 서비스업조사보고서                      | 서비스업조사 결과로서 사업체수, 종사자수, 매출액, 영업비용 등 수록                     | 3월   | 1년   | 18,000원 |

## ○ 경제

| 간행물명             | 수 록 내 용  | 발간시기 | 발간주기 | 가격      |
|------------------|--|------|------|---------|
| 프랜차이즈(가맹점) 조사보고서 | 프랜차이즈조사 결과로서 가맹점수, 종사자수, 매출액, 영업비용 등 수록  | 4월   | 1년   | 8,000원  |
| 소비자물가지수연보        | 전 도시 및 지역별 소비자물가지수, 458개 품목에 대한 소비자물가지수 등을 연도별, 월별로 종합                           | 5월   | 1년   | 15,000원 |
| 지역소득통계           | 경제활동별 지역내총생산, 지역내 총부가가치 및 요소소득, 지역내총생산에 대한 지출, 지역별 제도부문별 소득 계정 등 수록              | 9월   | 1년   | 14,000원 |
| 운수업조사보고서         | 운수업조사 결과로서 기업체수, 종사자수, 급여액, 운송수단 및 창고보유현황, 매출액, 영업비용 등 수록<br>( '18년부터 물류산업통계 포함) | 2월   | 1년   | 15,000원 |



## ○ 인구, 사회

| 간행물명                        | 수 록 내 용   | 발간시기 | 발간주기 | 가격      |
|-----------------------------|---|------|------|---------|
| 국내인구이동통계연보<br>(주민등록에 의한 집계) | 전국의 읍면동 사무소에 신고한 전입 신고서를 기초로 인구이동 관련항목을 종합 집계하여 수록(시도 및 성별, 시군구 및 월별 이동자 수 등)   | 2월   | 1년   | 9,000원  |
| 가계금융·복지조사<br>보고서            | 가계 자산, 부채, 소득 및 지출, 빈곤지표 등 수록   | 3월   | 1년   | 6,000원  |
| 한국의 사회지표                    | 우리나라의 사회상을 종합적으로 살펴 보고, 국민의 삶과 관련한 전반적인 경제·사회 변화를 쉽게 파악할 수 있도록 다양한 지표들을 수록  | 3월   | 1년   | 14,000원 |
| 경제활동인구연보                    | 경제활동인구총괄, 산업별 취업자, 연령 계층별 실업자 등 전국자료 통계표 14개표, 연령계층별취업자, 산업별취업자 등 지역자료 통계표 6개표, 연령계층·산업 및 성별취업자, 연령계층·교육정도 및 성별실업자 등 특성별 전국 연평균 17개 통계표, 주요 항목별 표본오차          | 5월   | 1년   | 10,000원 |
| 국제인구이동통계연보                  | 법무부 출입국·외국인정책본부의 내국인 및 외국인 출입국 현황 자료를 기초로 체류기간이 90일을 초과한 국가 간 이동자를 대상으로 관련 항목을 종합 집계하여 작성   | 8월   | 1년   | 4,000원  |
| 한국의 사회동향                    | 국민의 생활과 우리사회 12개 영역*의 변화양상을 쉽게 이해할 수 있도록 이야기방식(story-telling) 중심으로 서술한 종합사회보고서<br><br>* 인구, 가구·가족, 건강, 교육·훈련, 노동, 소득·소비·자산, 여가, 주거, 생활환경, 범죄·안전, 사회통합, 주관적 웰빙 | 12월  | 1년   | 12,000원 |

## ○ 인구, 사회

| 간행물명   | 수 록 내 용   | 발간시기      | 발간주기 | 가격      |
|--|---|-----------|------|---------|
| 사회조사보고서  | 삶의 질과 관련된 국민의 사회적 관심사와 주관적 의식에 관한 사항을 파악하기 위하여 10개 부문(복지, 사회참여, 여가, 소득과 소비, 노동, 건강, 교육과 훈련, 범죄와 안전, 가족, 생활 환경)을 2년 주기로 매년 5개 부문씩 조사한 결과를 수록 | 12월       | 1년   | 12,000원 |
| 장래인구추계<br>(2022~2072)  | 장래인구추계 개요, 2022~2072년까지 장래인구추계 주요 결과 등 수록   | 2024. 2.  | 2~3년 | 9,000원  |
| 장래인구추계 시도편<br>(2020~2050)                                    | 시도별 장래인구추계 개요, 2020~2050년 시도별 장래인구추계 주요결과 등 수록  | 2022. 6.  | 5년   | 9,000원  |
| 장래가구추계<br>(2020~2050)  | 장래가구추계 개요, 2020~2050년 장래 가구추계 전국편 주요 결과 등 수록  | 2022. 7.  | 5년   | 9,000원  |
| 장래가구추계 시도편<br>(2020~2050)                                    | 시도별 장래가구추계 개요, 2020~2050년 시도별 장래가구추계 주요결과 등 수록  | 2022. 11. | 5년   | 9,000원  |
| 생활시간조사보고서<br>(생활시간량편(2권),<br>시간대별 행위자비율 및<br>행동비율편(1권), 전3권) | 국민들이 하루 24시간을 어떤 형태로 보내고 있는지를 파악하여 국민의 생활 방식과 삶의 질을 측정하고, 주어진 시간을 효율적으로 활용하는데 필요한 자료 제공   | 2020. 10. | 5년   | 88,000원 |

## ○ 총조사

- 경제

| 간행물명                                      | 수 록 내 용  | 발간시기      | 발간주기 | 가격      |
|---|--|-----------|------|---------|
| 경 제 총 조 사 보 고 서<br>2020<br>(산업, 전국편 3권)   | 경제총조사 결과 전국편으로 해당 산업의<br>조직형태별, 종사자규모별로 사업체수,<br>종사자수 등에 관한 자료 수록                    | 2022. 12. | 5년   | 91,800원 |
| 경 제 총 조 사 보 고 서<br>2020<br>(산업, 지역편 3권)   | 경제총조사 결과 지역편으로 해당<br>산업의 시도별, 시군구별로 사업체수,<br>종사자수 등에 관한 자료 수록                        | 2022. 12. | 5년   | 78,800원 |
| 경 제 총 조 사 보 고 서<br>2020<br>(산업, 특성편·기업체편) | 경제총조사 결과 특성편·기업체편으로<br>해당 산업의 조직형태, 매출액규모,<br>종사자규모, 사업체수, 종사자수,<br>주요지표 등에 관한 자료 수록 | 2022. 12. | 5년   | 50,400원 |

## ○ 총조사

- 인구 주택

| 간행물명   | 수 록 내 용  | 발간시기     | 발간주기 | 가격       |
|--|--|----------|------|----------|
| 2020 인구주택총조사<br>보고서<br>(표본조사 총 13권)                | 2020년 11월 1일 0시 현재 대한민국<br>영토 중 행정권이 미치는 전 지역의<br>표본조사 항목에 대한 조사 결과를 수록  | 2022.9.  | 5년   | 247,000원 |
| 2020 인구주택총조사<br>보고서(전수조사결과)<br>(전국편, 시도편<br>총 16권) | 매년 11월 1일 0시 현재를 기준으로<br>14개 기관과 400여 대학의 주민등록부,<br>외국인등록부, 건축물대장, 학적부 등<br>25종의 행정자료를 활용하여 연계 및<br>보완한 후 집계한 등록센서스 방식의 결과 | 2021.12. | 5년   | 239,000원 |
| 2015 인구주택총조사<br>보고서<br>(표본조사 총 10권)                | 2015년 11월 1일 0시 현재 대한민국<br>영토 중 행정권이 미치는 전 지역의<br>표본조사 항목에 대한 조사 결과를 수록  | 2016.12. | 5년   | 247,000원 |
| 2015 인구주택총조사<br>보고서<br>(성씨 및 본관)                   | 2015년 11월 1일 0시 현재 대한민국<br>영토 중 행정권이 미치는 지역의 성씨<br>본관에 대한 조사 결과를 광범위하게 수록  | 2016.12. | 15년  | 30,000원  |
| 2015 인구주택총조사<br>보고서<br>(전수 부문 CD)                  | 2015년 11월 1일 0시 현재 대한민국<br>영토 중 행정권이 미치는 전 지역의<br>인구가구주택에 대한 조사 결과를 수록   | 2016.12. | 5년   | 25,000원  |
| 인구주택총조사<br>보고서<br>(등록센서스 방식<br>집계 결과)              | 매년 11월 1일 0시 현재를 기준으로<br>12개 기관과 400여 대학의 주민등록부,<br>외국인등록부, 건축물대장, 학적부 등<br>24종의 행정자료를 활용하여 연계 및<br>보완한 후 집계한 등록센서스 방식의 결과 | 10월      | 1년   | 20,000원  |

## ○ 총조사

- 농림어업

| 간행물명                                 | 수 록 내 용   | 발간시기      | 발간주기 | 가격      |
|--------------------------------------|---|-----------|------|---------|
| 2020 농림어업총조사<br>보고서<br>(농업 4권)       | 우리나라의 모든 농가를 대상으로 가구원<br>및 농업 경영구조 등의 조사결과 수록         | 2021. 12. | 5년   | 56,000원 |
| 2020 농림어업총조사<br>보고서<br>(임업 2권)       | 우리나라의 모든 임가를 대상으로 가구원<br>및 임업 경영구조 등의 조사결과 수록         | 2021. 12. | 5년   | 35,000원 |
| 2020 농림어업총조사<br>보고서_어업<br>(해수면 3권)   | 우리나라의 모든 해수면 어가를 대상으로<br>가구원 및 어업경영 구조 등의 조사<br>결과 수록 | 2021. 12. | 5년   | 57,000원 |
| 2020 농림어업총조사<br>보고서_어업<br>(내수면어업 2권) | 우리나라의 모든 내수면 어가를 대상으로<br>가구원 및 어업경영 구조 등의 조사<br>결과 수록 | 2021. 12. | 5년   | 35,000원 |
| 2020 농림어업총조사<br>보고서<br>(지역 3권)       | 우리나라의 읍·면, 행정리를 대상으로<br>조사한 결과 수록                     | 2021. 12. | 5년   | 70,000원 |

## ○ 표준분류

| 간행물명                    | 수 록 내 용   | 발간시기      | 발간주기 | 가격      |
|-------------------------|---|-----------|------|---------|
| 한 국 표 준 산 업 분 류<br>2017 | UN이 권고하는 국제표준산업분류를<br>기초로 국내 산업구조를 반영하여 분류      | 2016. 12. | 부정기  | 20,000원 |
| 한 국 표 준 직 업 분 류<br>2017 | ILO의 국제표준직업분류(ISCO-08)를<br>기초로 국내 직업구조를 반영하여 분류 | 2017. 8.  | 부정기  | 14,000원 |

## ○ 지식제공 간행물

| 간행물명                           | 수 록 내 용  | 발간시기      | 발간주기 | 가격       |
|--------------------------------|--|-----------|------|----------|
| 선생님,<br>짜꿍 좀 바꿔주세요             | 초등학생들이 학교와 가정에서 활용할 수 있는 통계를 중심으로 재미있게 읽을 수 있는 쉽고 유익한 통계 동화책             | 2008. 12. | 부정기  | 8,000원   |
| 애들아,<br>마법풍선 불어볼까?             | 초등학생들이 통계에 대하여 흥미와 관심을 가질 수 있도록 총 15편의 이야기로 전개하여 30개 도표를 수록              | 2012. 12. | 부정기  | 9,000원   |
| 통계와 함께해요,<br>빅데이터              | 지식 정보화 시대에 초등학생들에게 합리적인 통계사고와 문제 해결능력을 배양하게 함으로써 통계의 이해도와 통계청 인지도 제고     | 2016. 12. | 부정기  | 8,000원   |
| 인구대사전                          | 인구학과 인구통계에 관한 이론과 전문용어를 알기 쉽게 해설하고, 인구 현상과 변화를 종합 논의한 우리나라 유일한 인구관련 백과사전 | 2016. 12. | 부정기  | 120,000원 |
| 우리는 통계 삼총사                     | 통계대회와 통그라미(통계패키지)를 주제로 한 이야기를 통해 초등학생들이 통계에 대하여 흥미와 관심을 가질 수 있도록 함       | 2017. 12  | 부정기  | 11,000원  |
| 삼국시대부터 조선시대까지<br>역사에 숨은 통계이야기  | 중학생들이 역사 속 통계에 관한 6가지 재미있는 이야기를 통해 통계에 대하여 흥미와 관심을 갖고, 통계의 역할과 중요성 제고    | 2019. 12  | 부정기  | 12,000원  |
| 통계속의 재미있는<br>세상이야기<br>(3차 개정판) | 중·고교생에게 통계를 이해하기 쉽게 삽화 등 수록  | 2022. 12. | 부정기  | 12,000원  |

## II. 마이크로데이터

'24.09.01.기준

## ○ 총조사

| 조 사 명   | 제 공 항 목   | 제공년도                                       | 조사주기                      | 통계종류       | 비고      |
|---------|---|--|---------------------------|------------|---------|
| 인구주택총조사 | 성별, 나이, 교육정도, 출생지, 5년전 거주지, 경제활동상태, 가구사항, 주택사항 등                                  | 1960, 1966, 1970 ~2010 (5년 주기), *2015~2022 | 전수 : 1년 (2015. ~) 표본 : 5년 | 지정 조사      | * 전수 조사 |
| 경제총조사   | 행정구역, 대표자성별, 창설연월, 산업분류, 종사자수, 영업기간, 사업장면적, 매출액, 사업실적 등                           | 2010, 2015, 2020                           | 5년                        | 지정 조사 (전수) |         |
| 서비스업총조사 | 행정구역, 대표자성별, 창설연월, 산업분류, 종사자수, 영업기간, 사업장면적, 사업실적, 유형자산 등                          | 1996, 2001, 2005                           | 5년                        | 지정 조사 (전수) |         |
| 농업총조사   | 영농형태, 경영주 성별, 나이, 교육정도, 주 농사분야, 농업종사 기간, 경지·작물·가축·농기계·농축산물 판매·친환경농업·생활여건에 관한 사항 등 | 2000, 2005, 2010, 2015, 2020               | 5년                        | 지정 조사 (전수) |         |
| 임업총조사   | 임업형태, 경영주 성별, 나이, 교육정도, 주 종사분야, 임업종사 경력, 산림면적, 임산물채취량, 임산물판매, 정보화 등               | 2005, 2010, 2015, 2020                     | 5년                        | 지정 조사 (전수) |         |
| 어업총조사   | 행정구역, 가구원수, 전경업구분, 어업형태 종사자수, 수산물판매, 경영주 어업경력, 양식어업어종, 양식방법 등                     | 2000, 2005, 2010, 2015, 2020               | 5년                        | 지정 조사 (전수) |         |

## ○ 인구

| 조 사 명          | 제 공 항 목  | 제공년도          | 조사주기 | 통계종류             | 비고 |
|----------------|--|---------------|------|------------------|----|
| 국내인구이동통계       | 전입지(시도, 시군구, 읍면동), 전입연월일, 전입구분, 전출지, 전입사유, 세대주, 1인 이동여부, 이동자 등                     | 1995<br>~2023 | 월    | 지정<br>보고         |    |
| 인구동향조사<br>(출생) | 신고연월일, 혼인중의 자 여부, 출생일자(연월), 출생 장소, 주소(시도, 시군구), 부모연령, 부모 직업, 부모교육정도, 임신주수, 출생아체중 등 | 1981<br>~2022 | 월    | 지정<br>조사<br>(전수) |    |
| 인구동향조사<br>(사망) | 신고연월일, 사망지주소(시도,시군구), 성별, 사망연월일, 사망 시간, 사망 장소, 사망자직업, 진단자코드, 혼인상태, 교육정도 등          | 1983<br>~2022 | 월    | 지정<br>조사<br>(전수) |    |
| 인구동향조사<br>(혼인) | 신고연월일, 주소(시도, 시군구), 실제결혼연월일, 직업, 부모교육 정도, 혼인종류, 혼인연령 등                             | 1981<br>~2023 | 월    | 지정<br>조사<br>(전수) |    |
| 인구동향조사<br>(이혼) | 신고연월일, 주소(시도, 시군구), 실제결혼연월, 이혼의 종류, 부모 교육정도, 직업, 이혼연령, 동거기간 등                      | 1981<br>~2023 | 월    | 지정<br>조사<br>(전수) |    |
| 사망원인통계         | 신고연월일, 사망지주소(시도, 시군구), 성별, 사망연월일, 사망 시간, 사망 장소, 사망자직업, 진단자코드, 혼인상태, 교육정도, 원사인코드 등  | 1983<br>~2022 | 1년   | 지정<br>가공         |    |



## ○ 가구

| 조 사 명     | 제 공 항 목  | 제공년도          | 조사주기 | 통계종류             | 비고                                |
|-----------|--|---------------|------|------------------|-----------------------------------|
| 가계동향조사    | 가구구분, 가구원수, 배우자유무, 가구주, 가구원, 취업배우자, 취업 자녀, 입주형태, 사용면적, 주택 소유구분, 가중치, 소득 및 지출 각 항목 등                          | 1990<br>~2024 | 월    | 지정<br>조사<br>(표본) | 가계<br>금융<br>복지<br>조사로<br>승인<br>변경 |
| 가계금융복지조사  | 가구구분, 전용면적, 가구원수, 가구주성별, 교육정도, 산업, 직업, 연간소득, 자산, 저축액, 부채액 등  | 2010<br>~2023 | 1년   | 지정<br>조사<br>(표본) |                                   |
| 경제활동인구조사  | 성별, 연령, 교육정도, 활동상태 취업여부, 구직여부, 종사상지위, 산업 및 직업분류 등  | 1981<br>~2024 | 월    | 지정<br>조사<br>(표본) |                                   |
| 초중고사교육비조사 | 지역구분, 시도구분, 학생 성별 구분, 학생 성적 구분, 부모 교육 정도, 부모 연령, 부모의 경제활동, 일반교과 사교육 실태(비용, 시간, 목적), 예체능 사교육 실태(비용, 시간, 목적) 등 | 2007<br>~2023 | 1년   | 지정<br>조사<br>(표본) |                                   |
| 사회조사      | 가구원번호, 만나이, 성별, 가구 주와의관계, 교육정도, 혼인상태, 거처의종류, 점유형태, 건강평가, 학교생활만족도, 가사분담실태, 단체참여, 독서, 주중과 주말(휴일 포함)의 여가활용 등    | 1990<br>~2023 | 1년   | 지정<br>조사<br>(표본) |                                   |
| 생활시간조사    | 가구원번호, 조사요일, 주택종류, 소유형태, 가구주와의 관계, 성별, 만 나이, 혼인상태, 교육정도, 주행동 시간량 등   | 1999<br>~2019 | 5년   | 지정<br>조사<br>(표본) |                                   |

## ○ 가구

| 조 사 명                   | 제 공 항 목   | 제공년도  | 조사주기                   | 통계종류             | 비고 |
|-------------------------|---|---|------------------------|------------------|----|
| 지역별고용조사                 | 행정구역코드, 가구주관계, 혼인 상태, 지난일주간활동상태, 일시 휴직여부, 부업여부, 구직가능성, 구직활동기간 등                       | 2008<br>~2010<br>2010<br>~2012<br>2013<br>~2024 | 연간<br><br>분기<br><br>반기 | 지정<br>조사<br>(표본) |    |
| 이민자체류실태및고용조사(구.외국인고용조사) | 성별, 국적, 교육정도, 혼인상태, 가구 유형, 거처 종류 등  | 2012<br>~2023                                   | 1년                     | 지정<br>조사<br>(표본) |    |
| 녹색생활조사                  | 성별, 생년월일, 가구주와의 관계, 교육정도, 에너지소비효율등급 인지, 에너지절약형 제품 구매, 탄소성적 표지 인지, 장바구니 사용, 자동차 운전습관 등 | 2011,<br>2013                                   | 격년                     | 일반<br>조사<br>(표본) |    |

## ○ 농림어업

| 조 사 명        | 제 공 항 목   | 제공년도          | 조사주기 | 통계종류             | 비고 |
|--------------|---|---------------|------|------------------|----|
| 농가경제조사       | 시도, 농가, 경영주와의관계, 가구주, 성별, 교육정도, 농업종사여부, 토지면적, 평가액, 기계기구, 재배 면적, 대소동물 연초·연말 마리수, 부채 등    | 1998<br>~2023 | 1년   | 지정<br>조사<br>(표본) |    |
| 농림어업인 복지실태조사 | 농림어업종사여부, 가구주와의 관계, 성별, 직업, 연금·산재보험·안전공제 가입여부, 농부증 및 기타 건강장애, 질병치료시 애로 사항, 필요한 여성복지사업 등 | 2008          | 5년   | 지정<br>조사<br>(표본) |    |

## ○ 농림어업

| 조 사 명            | 제 공 항 목   | 제공년도          | 조사주기 | 통계종류             | 비고                                    |
|------------------|---|---------------|------|------------------|---------------------------------------|
| 농어업법인조사<br>(농업)  | 행정구역, 조직형태, 종사자수, 사업유형, 논밭과수원·목초지 면적, 노지재배, 시설재배, 가축사육 수, 출자자수, 판매(매출)액 등                             | 2001<br>~2014 | 1년   | 지정<br>조사<br>(전수) |                                       |
| 농어업법인조사<br>(어업)  | 행정구역, 조직형태, 종사자수, 사업유형, 어선수, 양식장면적, 출자자수, 판매(매출)액 등   | 2007<br>~2014 | 1년   | 지정<br>조사<br>(전수) |                                       |
| 농림어업조사<br>(농업부문) | 가구원현황(성별, 출생년월, 경영주와의 관계 등), 대소동물 가축사육현황, 토지, 건물, 기계기구비품, 대식물, 자산, 부채, 농업노동투입내역 등                     | 2002<br>~2023 | 1년   | 지정<br>조사<br>(표본) | 0.5년도<br>에는<br>농림<br>어업<br>총조사로<br>제외 |
| 농림어업조사<br>(임업부문) | 시도, 나이, 성별, 임업종사기간, 임업종사형태, 주종사분야, 판매 금액, 판매처 등   | 2011<br>~2023 | 1년   | 지정<br>조사<br>(표본) | 0.5년도<br>에는<br>농림<br>어업<br>총조사로<br>제외 |
| 농작물생산조사          | 시도코드, 층번호, 작물부호, 작물 (논벼, 밭벼, 보리, 감자, 고추, 김장무, 배추, 과실, 마늘, 양파, 콩, 참깨) 생산량, 생산량가중치 등                    | 2008<br>~2022 | 1년   | 지정<br>조사<br>(표본) |                                       |
| 농산물생산비조사         | 조사년월, 계절작물, 자작지, 차용지, 재배작물, 재배면적, 수확량, 판매 수량, 판매금액, 재고수량, 노동 시간, 종묘비, 비료비, 농약비, 기타재료비, 고용노동비, 자가노동비 등 | 2003<br>~2023 | 1년   | 지정<br>조사<br>(표본) |                                       |

## ○ 농림어업

| 조 사 명             | 제 공 항 목  | 제공년도          | 조사주기      | 통계종류             | 비고  |
|-------------------|--|---------------|-----------|------------------|---|
| 양곡소비량조사           | 가구원수, 성별, 품목명, 단위, 주부식용, 음식제조용, 결식횟수, 외식횟수, 접대횟수 등             | 2009<br>~2023 | 1년        | 지정<br>조사<br>(표본) |   |
| 어가경제조사            | 어가, 성별, 만나이, 교육정도, 어업종사여부, 노동능력, 토지면적, 건물연면적, 선박수량톤수, 어업용 자재 등 | 2003<br>~2023 | 1년        | 지정<br>조사<br>(표본) |   |
| 농림어업조사<br>(해수면부문) | 시도, 나이, 성별, 어업종사기간, 어업종사형태, 주종사분야, 어선톤수, 양식장면적, 판매금액, 판매처 등    | 2008<br>~2023 | 1년        | 지정<br>조사<br>(표본) | 0,5년도<br>에는<br>농림<br>어업<br>총조사로<br>제외                                 |
| 농림어업조사<br>(내수면부문) | 시도, 나이, 성별, 어업종사기간, 어업종사형태, 주종사분야, 어획 품종, 양식품종 판매금액, 판매처 등     | 2018<br>~2023 | 1년        | 지정<br>조사<br>(표본) | 0,5년도<br>에는<br>농림<br>어업<br>총조사로<br>제외                                 |
| 농업면적조사            | 재배면적, 작물부호, 주산지구분 코드, 지목코드, 증감면적, 실면적 등                        | 2014<br>~2022 | 1년        | 지정<br>조사<br>(표본) | *<br>경지<br>면적<br>(2016<br>~2020)<br>**<br>재배<br>면적<br>(2014<br>~2020) |
| 어업생산동향조사          | 업종소분류, 어종소분류, 생산량, 생산금액, 표준코드(활어, 선어, 냉동) 등                    | 2008<br>~2022 | 월         | 지정<br>조사<br>(표본) |   |
| 어류양식동향조사          | 양식구분, 양식어종명, 생산량, 입식량, 사료량 등                                   | 2011<br>~2022 | 반기,<br>분기 | 일반<br>조사<br>(전수) | 2019년<br>이전<br>은<br>반기<br>공표  |

## ○ 경제

| 조 사 명   | 제 공 항 목  | 제공년도          | 조사주기 | 통계종류             | 비고   |
|---------|--|---------------|------|------------------|--|
| 전국사업체조사 | 행정구역, 대표자성별, 창업연월, 조직형태, 사업체구분, 산업분류, 종사자수 등   | 1994<br>~2022 | 1년   | 지정<br>조사<br>(전수) | 2010년,<br>2015년,<br>2020년은<br>경제총<br>조사로<br>제외 |
| 광업제조업조사 | 행정구역, 산업분류, 대표자성별, 창설연월, 조직형태, 자산과 자본, 종사자수, 연간출하액, 유형자산, 재고액 등                              | 1967<br>~2022 | 1년   | 지정<br>조사<br>(전수) |  |
| 건설업조사   | 국내해외구분, 업종, 공종세분류, 공사지역, 발주자분류, 계약방법, 계약연월, 착공연월, 계약액, 기성액, 원자재금액, 하도급준금액, 산업분류, 종사자수, 매출액 등 | 2000<br>~2022 | 1년   | 지정<br>조사<br>(전수) |  |
| 도소매업조사  | 행정구역, 산업분류, 영업개월수, 종사자수, 연간급여액, 건물연면적, 매장연면적, 상품판매구성비, 영업비용, 사업체승수, 종사자승수 등                  | 1997<br>~2016 | 1년   | 지정<br>조사<br>(표본) | 2017년<br>조사부터<br>서비스업<br>조사에<br>통합             |
| 운수업조사   | 행정구역, 산업분류, 조직형태, 자본금, 장비보유대수, 종사자수, 연간급여액, 매출액, 영업비용, 유형자산, 대표자성별 등                         | 2000<br>~2022 | 1년   | 지정<br>조사<br>(표본) |  |
| 서비스업조사  | 행정구역, 산업분류, 조직형태, 종사자수, 연간급여액, 직능별 종사자수, 매출액, 영업비용, 사업체 승수, 종사자승수 등                          | 2002<br>~2022 | 1년   | 지정<br>조사<br>(표본) |  |

## ○ 경제

| 조 사 명              | 제 공 항 목  | 제공년도          | 조사주기 | 통계종류             | 비고                                 |
|--------------------|--|---------------|------|------------------|------------------------------------|
| 전문·과학·기술<br>서비스업조사 | 행정구역, 산업분류, 조직형태,<br>종사자수, 연간급여액, 매출액,<br>영업비용, 사업체승수, 종사자승수 등 | 2007<br>~2014 | 1년   | 지정<br>조사<br>(표본) | 2016년<br>조사부터<br>서비스업<br>조사에<br>통합 |
| 기업활동조사             | 행정구역, 산업분류, 자본금, 외국<br>자본금, 자산, 부채, 매출액, 영업<br>비용 등            | 2006<br>~2022 | 1년   | 지정<br>조사<br>(전수) |                                    |
| 프랜차이즈조사            | 행정구역, 산업분류, 가맹연월,<br>종사자수, 매출총액 등                              | 2018<br>~2022 | 1년   | 일반<br>조사<br>(표본) | 2018년<br>부터<br>서비스업<br>조사에서<br>분리  |
| 소상공인실태조사           | 행정구역, 산업분류, 조직형태,<br>창업형태, 창업준비활동, 매출액 등                       | 2018<br>~2022 | 1년   | 일반<br>조사<br>(표본) |                                    |

## ○ 행정통계

| 조 사 명           | 제 공 항 목   | 제공년도          | 조사주기 | 통계종류     | 비고                 |
|-----------------|---|---------------|------|----------|--------------------|
| 귀농어귀촌인통계        | 인접광역시이동구분변수, 현거주지의 시도코드, 신규귀농인 여부, 귀농인 겸업여부 등     | 2013<br>~2023 | 1년   | 일반<br>가공 | 작성<br>중지<br>(2021) |
| 영리법인통계          | 기업집단, 산업중분류, 자산, 부채, 자본금, 매출액, 영업손익, 당기 순이익 등     | 2014<br>~2019 | 1년   | 일반<br>가공 |                    |
| 신혼부부통계          | 혼인신고일자, 실제결혼일자, 혼인 종류, 혼인연차, 맞벌이여부, 주택 소유물건수 등    | 2015<br>~2022 | 1년   | 일반<br>가공 |                    |
| 주택소유통계          | 소유자 성별, 소유자 만연령, 소유자 거주지, 주택소재지, 주택형태 등           | 2012<br>~2022 | 1년   | 일반<br>가공 |                    |
| 연금통계<br>(총괄편)   | 연령구간(수급자), 연금 가입여부, 연금 수급여부, 연금 수급금액 등            | 2016<br>~2021 | 1년   | 일반<br>가공 |                    |
| 연금통계<br>(퇴직연금편) | 퇴직연금 가입기간, 제도유형, 근속기간, 가입대상여부, 중도 인출금액, 적립금합계금액 등 | 2015<br>~2022 | 1년   | 일반<br>가공 |                    |
| 일자리행정통계         | 기업종류, 기업규모, 종사자규모, 소득, 표본가중치 등                    | 2016<br>~2022 | 1년   | 일반<br>가공 |                    |

## ○ 행정통계

| 조 사 명                   | 제 공 항 목   | 제공년도          | 조사주기 | 통계종류     | 비고 |
|-------------------------|---|---------------|------|----------|----|
| 생애단계별행정통계<br>(중장년층행정통계) | 행정구역, 일자리 종사상지위,<br>종사자규모별 구간, 산업대분류,<br>개인기업체 신규등록여부, 금융권<br>대출잔액 구간 등 | 2016<br>~2022 | 1년   | 일반<br>가공 |    |
| 기업생멸행정통계                | 기준년도, 시도코드, 대표자연령,<br>중소기업 여부, 소기업 여부,<br>고성장여부, 가젤여부 등                 | 2016<br>~2022 | 1년   | 일반<br>가공 |    |
| 임금근로자리동향<br>통계          | 기업형태, 연령구간, 산업분류 등  | 2018<br>~2023 | 분기   | 일반<br>가공 |    |
| 일자리이동통계                 | 이동유형, 성별, 연령, 종사상지위,<br>종사자규모, 임금수준 구간 등                                | 2017<br>~2022 | 1년   | 일반<br>가공 |    |
| 육아휴직통계                  | 휴직시작연도, 부모만나이, 자녀<br>출생연도 등   | 2010<br>~2022 | 1년   | 일반<br>가공 |    |



# 통계정보 이용방법

## ◆ 통계자료 문의 및 안내

- 통계청 콜센터 ☎ 02-2012-9114 (국번없이 110)  
 <https://kostat.go.kr> > 민원

## ◆ 통계청 홈페이지

<https://kostat.go.kr>

- 통계자료 DB 이용 국가통계포털(KOSIS)  <https://kosis.kr>
- 통계청 지표체계 이용 지표누리(e-나라지표 등)  <https://index.go.kr>
- 마이크로데이터 이용 마이크로데이터(MDIS)  <https://mdis.kostat.go.kr>
- 통계자료 지도 이용 통계지리정보(SGIS)  <https://sgis.kostat.go.kr>
- 통계분류 정보 이용 통계분류포털(KSSC)  <https://kssc.kostat.go.kr>

## ◆ 통계자료 간행물 열람

- 통계청 도서관 ☎ 042-481-2406~8  
대전 서구 청사로 189(둔산동, 정부대전청사 3동 13층)
- 나라샘 도서관 ☎ 02-3438-8502  
서울 강남구 언주로 721(논현동, 서울세관 별관4층)
- 통계센터 도서관 ☎ 042-366-6116~7  
대전 서구 한밭대로 713(월평동, 통계센터 4층)

## ◆ 통계간행물 위탁 판매처

- 한국통계진흥원 ☎ 042-869-2200  <http://www.stat.or.kr>  
대전 유성구 대덕대로 593(도룡동 386-2, 3번지)  
대덕테크비즈센터(TBC) 7층 708호
- 교보문고 ☎ 1544-1900  <https://www.kyobobook.co.kr>  
서울 종로구 종로1
- 경제서적 ☎ 02-736-0640  <http://kj-book.co.kr>  
서울 종로구 사직로 8길 4 광화문풍림스페이스본 301동 지하 101호
- 정부간행물 판매센터 ☎ 02-394-0337  <http://gpcbooks.co.kr>  
서울 중구 태평로 1가 25번지
- 한국정보서적 ☎ 02-376-6030  
경기 고양시 덕양구 용두동 258-1, 2층
- 정부간행물 전시관 ☎ 02-737-7498  
서울 종로구 옥인길 61



---

## 한 국 통 계 월 보

발행 : 제67권 1호, 2025년 1월  
발행인 : 통계청장 이형일  
편집인 : 통계서비스정책관 김보경  
발행처 : 통계청  
기획 : 통계서비스기획과장 노형준, 사무관 김영란  
진행 : 통계주무관 김설경  
편집 : 한국통계진흥원

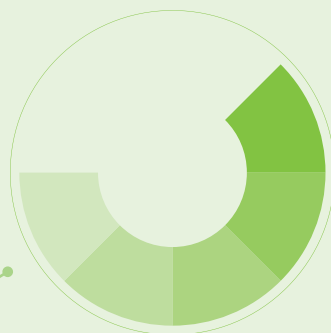
(우) 35208

주소 대전광역시 서구 청사로 189(둔산동 920번지) 정부대전청사 3동  
전화 042-481-2324, 2506

## Monthly Statistics of Korea

Published : Vol. 67-1, Published in January, 2025  
Publisher : Commissioner Hyoungh Lee  
Editor : Director General BoKyoung Kim  
Planning : Director Hyongjoon Noh, Deputy Director YoungRan Kim  
Progress : Seolkyeong Kim  
Edit : Korea Statistics Promotion Institute Published by Statistics Korea  
  
Address : (Zip code : 35208)  
Building III, Government Complex-Daejeon  
#189, Cheongsaro, Seo-gu, Daejeon  
Republic of Korea  
  
Tel : 82-42-481-2324, 2506

---



# 2025 한국통계월보

Monthly Statistics of Korea

